

# STATE OF MINNESOTA DEPARTMENT OF PUBLIC SAFETY

## 2018



MINNESOTA JUSTICE INFORMATION SERVICES  
**UNIFORM CRIME REPORT**

# MINNESOTA DEPARTMENT OF PUBLIC SAFETY



Alcohol  
and Gambling  
Enforcement

Bureau of Criminal  
Apprehension

Driver  
and Vehicle  
Services

Emergency  
Communication  
Networks

Homeland  
Security and  
Emergency  
Management

Minnesota  
State Patrol

Office of  
Communications

Office of  
Justice Programs

Office of  
Pipeline Safety

Office of  
Traffic Safety

State Fire  
Marshal

## Office of the Commissioner

445 Minnesota Street • Suite 1000 • Saint Paul, Minnesota 55101  
Phone: 651.201.7160 • Fax: 651.297.5728 • TTY: 651.282.6555  
Website: dps.mn.gov

July 3, 2019

The Honorable Tim Walz  
Governor of the State of Minnesota  
and Members of the Legislature  
State Capitol  
Saint Paul, Minnesota 55155

Dear Governor Walz:

The Department of Public Safety Bureau of Criminal Apprehension (BCA) is pleased to submit the *Minnesota Uniform Crime Report-2018* for your review. This report has been compiled and published in accordance with Minnesota Statutes, section 299C.18.

In 2018, Minnesota recorded an 8.7% decrease in Part 1 crimes. Violent crimes in general decreased 6.7% and property crimes decreased 8.9%.

- Of the 104 Minnesotans murdered last year, 59 were killed by a firearm/handgun.
- Incidents of rape rose 9.3 percent in 2018 to 2,656 – the highest number in 24 years.
- 25 Minnesotans were killed by a member of their own family.
- There were 127 Bias Crimes reported which is a drop from our 10 years average.
- There were 10 more Human Trafficking cases (183) reported in 2018 an increase of 5.8%.

This report provides statistics to law enforcement, members of state government and the general public for their use in analyzing crime in Minnesota. In addition, the data was submitted to the Federal Bureau of Investigation's Uniform Crime Reporting Program.

These statistics were compiled from data submitted by Minnesota police chiefs and sheriffs. Their continued contributions allow the BCA to provide what is currently the most comprehensive picture of crime in Minnesota.

Sincerely,

A handwritten signature in black ink, appearing to read "John M. Harrington".

John Harrington, Commissioner



# State of Minnesota Minnesota Crime Information - 2018

**John Harrington**

*Commissioner*

*Minnesota Department of Public Safety*

**Drew Evans**

*Superintendent*

*Bureau of Criminal Apprehension*

**Dana Gotz**

*Deputy Superintendent*

*Minnesota Justice Information Services*

**Kris Rush**

*Editor, UCR Program Administrator*

*Minnesota Justice Information Services*

*Prepared By:*

Minnesota Department of Public Safety

Bureau of Criminal Apprehension

Minnesota Justice Information Services

1430 Maryland Avenue East

St. Paul, Minnesota 55106

*Uniform Crime Report location:*

<https://dps.mn.gov/divisions/bca/bca-divisions/mnjis/Pages/uniform-crime-reports.aspx>

# Contents

- Contents** **2**
- List of Figures** **5**
- List of Tables** **7**
- 1 PREFACE** **8**
  - 1.1 NOTICE . . . . . 8
- 2 LAW ENFORCEMENT AGENCIES CONTRIBUTING** **9**
- 3 CRIME REPORTING REQUIREMENTS, PROCEDURES AND FACTORS** **11**
  - 3.1 BACKGROUND . . . . . 11
    - 3.1.1 Section 299C.05 CRIME DATA COLLECTION. . . . . 11
    - 3.1.2 Section 299C.06 DIVISION POWERS AND DUTIES; COOPERATION. . . . . 11
    - 3.1.3 Section 299C.12 RECORD KEPT BY PEACE OFFICERS; REPORTS. . . . . 12
  - 3.2 GOALS AND OBJECTIVES . . . . . 12
  - 3.3 REPORTING PROCEDURES . . . . . 12
  - 3.4 CRIME FACTORS . . . . . 13
  - 3.5 A DESCRIPTION OF UNIFORM CRIME REPORTING OFFENSES AND THEIR CLASSIFICATION . . . . . 14
  - 3.6 PART I OFFENSE DEFINITIONS (Serious Crime) . . . . . 14
    - 3.6.1 Criminal Homicide . . . . . 14
    - 3.6.2 Rape . . . . . 14
    - 3.6.3 Robbery . . . . . 15
    - 3.6.4 Aggravated Assault . . . . . 15
    - 3.6.5 Burglary - Breaking and Entering . . . . . 15
    - 3.6.6 Larceny - Theft (does not include Motor Vehicle Theft) . . . . . 15
    - 3.6.7 Motor Vehicle Theft . . . . . 16
    - 3.6.8 Arson . . . . . 16
    - 3.6.9 Human Trafficking - Commercial Sex Acts . . . . . 16
    - 3.6.10 Human Trafficking - Involuntary Servitude . . . . . 16
  - 3.7 PART II OFFENSE DEFINITIONS (Less Serious Crime) . . . . . 16
    - 3.7.1 Other Assaults . . . . . 16
    - 3.7.2 Forgery and Counterfeiting . . . . . 16
    - 3.7.3 Fraud . . . . . 16
    - 3.7.4 Embezzlement . . . . . 16
    - 3.7.5 Stolen Property - Buying, Receiving, Possessing . . . . . 17
    - 3.7.6 Vandalism - Destruction of Property . . . . . 17
    - 3.7.7 Weapons . . . . . 17
    - 3.7.8 Prostitution and Commercialized Vice . . . . . 17
    - 3.7.9 Sex Offenses . . . . . 17

CONTENTS

3.7.10 Drug Abuse Violation . . . . . 17

3.7.11 Gambling . . . . . 17

3.7.12 Offenses Against Family and Children . . . . . 17

3.7.13 Driving Under the Influence . . . . . 17

3.7.14 Liquor Laws . . . . . 18

3.7.15 Disorderly Conduct - Disturbing the Peace . . . . . 18

3.7.16 Vagrancy . . . . . 18

3.7.17 All Other Offenses . . . . . 18

3.7.18 Curfew and Loitering Law Violation (Juvenile) . . . . . 18

3.7.19 Runaways (Juvenile) . . . . . 18

**4 MINNESOTA OFFENSE INFORMATION 19**

4.1 CRIME INDEX - SERIOUS (OR PART I) CRIMES . . . . . 19

4.1.1 Violent Crimes . . . . . 19

4.1.2 Property Crimes . . . . . 20

4.1.3 Total Arrests . . . . . 20

4.2 CRIMES OF VIOLENCE . . . . . 22

4.2.1 Criminal Homicide - Murder . . . . . 22

4.2.2 Rape . . . . . 31

4.2.3 Robbery . . . . . 32

4.2.4 Aggravated Assault . . . . . 34

4.2.5 Human Trafficking . . . . . 35

4.3 CRIMES AGAINST PROPERTY . . . . . 39

4.3.1 Burglary . . . . . 39

4.3.2 Larceny - Theft . . . . . 42

4.3.3 Motor Vehicle Theft . . . . . 45

4.3.4 Arson . . . . . 46

4.3.5 Property Crime Value Information . . . . . 48

4.4 ADDITIONAL STATEWIDE OFFENSE INFORMATION . . . . . 50

4.4.1 Crime Rate per 100,000 Inhabitants and Percent Cleared by Agency . . . . . 50

4.4.2 Crime Rate per 100,000 Inhabitants and Percent Cleared by Judicial District and County 50

4.4.3 Historical Crime Index Summary . . . . . 50

**5 MINNESOTA ARREST INFORMATION 51**

5.1 STATEWIDE ARREST INFORMATION . . . . . 51

5.2 DRUG ABUSE ARREST INFORMATION . . . . . 57

**6 COMPARISON OF METRO-NONMETRO OFFENSES AND ARRESTS 59**

**7 CRIME OFFENSES AND ARRESTS FOR STATE JUDICIAL DISTRICTS 63**

**8 LAW ENFORCEMENT EMPLOYEE INFORMATION 65**

**9 LAW ENFORCEMENT OFFICERS KILLED OR ASSAULTED 67**

**10 LAW ENFORCEMENT OFFICERS FIREARMS DISCHARGES 71**

**11 POLICE PURSUITS 75**

11.1 SUMMARY . . . . . 75

**12 BIAS MOTIVATED CRIMES 80**

12.1 SUMMARY . . . . . 80

**13 CARGO THEFT 88**

13.1 SUMMARY . . . . . 88

CONTENTS

---

<b>14 MINNESOTA MISSING PERSONS REPORT</b>	<b>89</b>
14.1 BACKGROUND . . . . .	89
14.2 GOALS AND OBJECTIVES . . . . .	91
<b>15 COUNTY AND MUNICIPAL OFFENSE INFORMATION</b>	<b>93</b>
<b>A GLOSSARY OF TERMS</b>	<b>94</b>

# List of Figures

4.1	Violent Crimes Reported . . . . .	21
4.2	Property Crimes Reported . . . . .	21
4.3	Criminal Homicides by Relationship to Offender . . . . .	23
4.4	Weapons Used in Committing Criminal Homicides . . . . .	23
4.5	Circumstances Indicated for Criminal Homicide Incidents . . . . .	24
4.6	Homicide Victims by Age . . . . .	25
4.7	Homicide Victims by Sex . . . . .	25
4.8	Homicide Victims by Race . . . . .	26
4.9	Homicide Offenders by Age . . . . .	26
4.10	Homicide Offenders by Sex . . . . .	27
4.11	Homicide Offenders by Race . . . . .	27
4.12	Rapes Completed and Attempted . . . . .	31
4.13	Types of Weapons Used for Robberies . . . . .	32
4.14	Total Stolen Property Value by Robbery Type . . . . .	33
4.15	Average Stolen Property Value by Robbery Type . . . . .	33
4.16	Types of Weapons Used for Aggravated Assaults . . . . .	34
4.17	Human Trafficking Victims by Age . . . . .	36
4.18	Human Trafficking Victims by Sex . . . . .	36
4.19	Human Trafficking Victims by Race . . . . .	37
4.20	Human Trafficking Offenders by Age . . . . .	37
4.21	Human Trafficking Offenders by Sex . . . . .	38
4.22	Human Trafficking Offenders by Race . . . . .	38
4.23	Types of Burglaries . . . . .	39
4.24	Residential Burglaries by Time of Day . . . . .	40
4.25	Non-Residential Burglaries by Time of Day . . . . .	40
4.26	Burglaries by Location . . . . .	41
4.27	Burglary Losses by Location . . . . .	41
4.28	Larceny-Theft by Value . . . . .	42
4.29	Larceny-Theft by Type . . . . .	43
4.30	Total Larceny-Theft Property Loss by Type . . . . .	43
4.31	Average Larceny-Theft Property Loss by Type . . . . .	44
4.32	Stolen Vehicles by Type . . . . .	45
4.33	Arson by Property Type . . . . .	46
4.34	Total Estimated Property Value in Arson by Property Type . . . . .	47
4.35	Arson by Structure Type . . . . .	47
4.36	Total Estimated Stolen Value in Property Offenses . . . . .	48
5.1	Arrests by Age . . . . .	52
5.2	Arrests by Sex . . . . .	52
5.3	Arrests by Race . . . . .	53
5.4	Drug Abuse Arrests by Drug Type . . . . .	57

LIST OF FIGURES

---

9.1	Law Enforcement Officers Killed or Assaulted By Type of Weapon	67
9.2	Law Enforcement Officers Killed or Assaulted By Type of Activity	68
9.3	Law Enforcement Officers Killed or Assaulted By Type of Assignment	69
9.4	Law Enforcement Officers Killed or Assaulted By Type of Injury	69
9.5	Law Enforcement Officers Killed or Assaulted By Time of Incident	70
10.1	Firearms Shots Fired By Time of Day	72
10.2	Firearms Shots Fired By Activity Type	72
10.3	Firearms Shots Fired By Assignment Type	73
10.4	Firearms Shots Fired By Weapon Type	73
10.5	Firearms Shots Fired By Incident Level	74
11.1	Pursuits By Time of Incident	76
11.2	Reason for Pursuit Initiation	76
11.3	Reason for Pursuit Termination	77
11.4	Pursuit Duration	78
12.1	Bias Incidents by Bias Motivation Type	81
12.2	Bias Incidents by Offense Committed	82
12.3	Bias Incidents by Bias Location Type	83
12.4	Bias Incidents by Bias Situation Type	84
12.5	Bias Victims by Age	85
12.6	Bias Victims by Sex	85
12.7	Bias Victims by Race	86
12.8	Bias Offenders by Age	86
12.9	Bias Offenders by Sex	87
12.10	Bias Offenders by Race	87

# List of Tables

2.3	Total Number of Non-City Contributors . . . . .	10
2.1	Total Number of Police Department Contributors . . . . .	10
2.2	Total Number of Sheriff's Office Contributors . . . . .	10
4.1	Criminal Homicide Victims by Age and Race . . . . .	28
4.2	Criminal Homicide Victims by Age and Sex . . . . .	28
4.3	Criminal Homicide Offenders by Age and Race . . . . .	28
4.4	Criminal Homicide Offenders by Age and Sex . . . . .	29
4.5	Homicides by Reporting Agency . . . . .	30
4.6	Property Stolen by Offense (\$1K) . . . . .	49
4.7	Total Value of Property Stolen and Recovered (\$1K) . . . . .	49
4.8	Statewide Offense and Clearance Information . . . . .	50
5.1	Arrests by Sex and Offense . . . . .	54
5.2	Arrests by Age and Offense . . . . .	55
5.3	Arrests by Race and Offense . . . . .	56
5.4	Drug Abuse Arrests by Sex and Drug Type . . . . .	58
5.5	Drug Abuse Arrests by Age and Drug Type . . . . .	58
5.6	Drug Abuse Arrests by Race and Drug Type . . . . .	58
5.7	Arrests for Drug Abuse Sale . . . . .	58
5.8	Arrests for Drug Abuse Possession . . . . .	58
6.1	Metropolitan Counties . . . . .	60
6.2	Metro and Nonmetro Offenses and Clearances . . . . .	61
6.3	Metro and Nonmetro Crime Rate per 100,000 and Offense Ratio . . . . .	62
7.1	Violent and Property Crimes by Judicial District . . . . .	64
7.2	Arrests by Judicial District . . . . .	64
8.1	Police Department Employee Data . . . . .	66
8.2	Sheriff Department Employee Data . . . . .	66
8.3	Zero Population Employee Data . . . . .	66
10.1	Firearms Shots Fired by Agency Population Group . . . . .	71
11.1	Injury Type for Persons Involved in or Affected by Pursuit . . . . .	79
11.2	Injury Type for Officers Involved in Pursuit . . . . .	79
14.1	Missing Person Totals by Month . . . . .	92
14.2	Totals for Juveniles and Adults by Record Type . . . . .	92

# Chapter 1

## PREFACE

In 1935, the Bureau of Criminal Apprehension (BCA) was given the responsibility to collect activity information from law enforcement agencies throughout the state of Minnesota. Reports containing this information were completed and forwarded to the concerned parties every two years as required by state statute until 1972, when the reports began to be produced annually.

This report measures criminal activity in the state using data submitted by individual law enforcement agencies. The criminal activity consists of incidents, stolen and recovered property, and arrests. In addition to crime data, this report also contains other data required in statute including the number of law enforcement officers killed or assaulted; firearms discharges by police officers; missing person reports; police pursuits, and bias offenses. Limited information is also available on law enforcement personnel.

Comparisons with previous years' statistics are presented for trend changes that may be of use to the reader.

The Minnesota Uniform Crime Report – 2018 report is compiled from crime statistics provided by Minnesota law enforcement agencies. Law enforcement agencies use Minnesota Offense Codes (MOCs) to categorize crime for reporting purposes. MOCs are created based on Minnesota statutes and each code represents a specific crime category. Each year the BCA makes additions, deletions, and corrections to MOCs based on statute changes, FBI clarification, and identification of errors. As a result the way crimes are categorized can change from year to year. Any comparisons with previous years should be viewed with caution. The Minnesota Department of Public Safety, Bureau of Criminal Apprehension wishes to thank the cooperating law enforcement agencies whose assistance make this report possible.

### 1.1 NOTICE

The data presented in this report is submitted by law enforcement agencies in Minnesota. Each agency is responsible for the accuracy, completeness and timeliness of the data the agency chooses to submit. Agency policy on what to submit may vary and those variances are reflected in the data and statistics presented.

## Chapter 2

# LAW ENFORCEMENT AGENCIES CONTRIBUTING

To assure an accurate interpretation of the data presented in this report, the exact number of law enforcement agencies submitting information must be provided. Reports are submitted according to the definitions of Uniform Crime Reporting. Police departments submit information for cities while sheriff's departments submit information for rural areas. Since 1936, the average percent of sheriff's offices and police departments forwarding information has been at least 94 percent.

Table 2.3: Total Number of Non-City Contributors <sup>1</sup>

Population Group	Agencies	Agencies Reporting
City under 2,500	13	12
Non-metro County under 10,000	5	4
Metro County under 10,000	8	8

Table 2.1: Total Number of Police Department Contributors

Population Group	Population	Agencies	Agencies Reporting
City 250,000 - 499,999	738017	2	2
City 100,000 - 249,999	117037	1	1
City 50,000 - 99,999	1090743	16	16
City 25,000 - 49,999	668664	20	20
City 10,000 - 24,999	841294	50	50
City 2,500 - 9,999	431594	85	85
City under 2,500	151671	113	101

Table 2.2: Total Number of Sheriff's Office Contributors

Population Group	Population	Agencies	Agencies Reporting
Non-metro County 25,000 - 99,999	153835	5	5
Non-metro County 10,000 - 24,999	305566	18	18
Non-metro County under 10,000	221258	37	37
Metro County 100,000 or over	113704	1	1
Metro County 25,000 - 99,999	536392	9	9
Metro County 10,000 - 24,999	215087	13	13
Metro County under 10,000	26317	4	4

<sup>1</sup>Non-City entities, such as Minnesota State Patrol, Three Rivers Park District, University of Minn. - Duluth, University of Minn. - Minneapolis, University of Minn. - Morris, Metropolitan Airport Police, Fond du Lac Tribal Police and Mille Lacs Tribal Police are not assigned population numbers.

## Chapter 3

# CRIME REPORTING REQUIREMENTS, PROCEDURES AND FACTORS

### 3.1 BACKGROUND

The state of Minnesota has participated in the FBI's Uniform Crime Reporting (UCR) Program since 1936. Minnesota statutes require and authorize the Bureau of Criminal Apprehension to collect UCR data. The statutes are as follows.

#### 3.1.1 Section 299C.05 CRIME DATA COLLECTION.

It shall be the duty of this division to collect, and preserve as a record of the bureau, information concerning the number and nature of offenses known to have been committed in the state, of the legal steps taken in connection therewith from the inception of the complaint to the final discharge of the defendant, and such other information as may be useful in the study of crime and administration of justice. The information so collected and preserved shall include such data as may be requested by the United States Department of Justice, at Washington, under its national system of crime reporting. To the extent possible, the superintendent must utilize a nationally recognized system or standard approved by the Federal Bureau of Investigation to collect and preserve crime data.

#### 3.1.2 Section 299C.06 DIVISION POWERS AND DUTIES; COOPERATION.

It shall be the duty of all sheriff's, chiefs of police, prison wardens, superintendents of hospitals for persons with mental illnesses, reformatories and correctional schools, probation and parole officers, school attendance officers, coroners, county attorneys, court clerks, the commissioner of public safety, the commissioner of transportation, and the state fire marshal to furnish to the division statistics and information regarding the number of crimes reported and discovered; arrests made; complaints, informations and indictments filed, and the disposition made of same; pleas, convictions, acquittals, probations granted or denied; conditional release information; receipts, transfers, and discharges to and from prisons, reformatories, correctional schools and other institutions; paroles granted and revoked; commutation of sentences and pardons granted and rescinded; and all other data useful in determining the cause and amount of crime in this state and to form a basis for the study of crime, police methods, court procedure, and penal problems. Such statistics and information shall be furnished upon the request of the division and upon such forms as may be prescribed and furnished by it. Unless otherwise required or permitted by the superintendent of the Bureau of Criminal Apprehension, an agency or person furnishing information under this section must utilize a nationally recognized system or standard approved by the Federal Bureau of Investigation for reporting statistics and information. The

division shall have the power to inspect and prescribe the form and substance of the records kept by those officials from which the information is so furnished.

### **3.1.3 Section 299C.12 RECORD KEPT BY PEACE OFFICERS; REPORTS.**

Every peace officer shall keep or cause to be kept a permanent written record, in such form as the superintendent may prescribe, of all felonies reported to or discovered by the officer within the officer's jurisdiction and of all warrants of arrest for felonies and search warrants issued to the officer in relation to the commission of felonies, and shall make or cause to be made to the sheriff of the county and the bureau, reports of all such crimes, upon such forms as the superintendent may prescribe, including a statement of the facts and a description of the offender, so far as known, the offender's method of operation, the action taken by the officer, and such other information as the superintendent may require.

## **3.2 GOALS AND OBJECTIVES**

The primary goal of the UCR program in Minnesota is to provide statistical information on the volume and effect of crime. The major objectives of Minnesota's UCR Program include:

1. Statistics on crime in Minnesota to be used by the Governor, Legislature, and other concerned individuals.
2. Statistics on crime for administrative and operational use by law enforcement administrators.
3. Statistics on specific criminal offenses to be used in the FBI's national crime reports.
4. Statistics involving the age, sex and race of offenders and bias crime factors to determine the proper focus for crime prevention and enforcement.
5. Statistics on crime for researchers to assist in the understanding of the causes of crime within a biological, sociological and/or psychological framework.
6. Statistics on crime to measure the workload and effectiveness of the current state criminal justice system.
7. Statistics on crime for personnel employed by the criminal justice system to help assist in improving the efficiency and performance of criminal justice agencies.

## **3.3 REPORTING PROCEDURES**

Through Minnesota's crime reporting statutes, participating Minnesota law enforcement agencies are required to submit information as determined by the Department of Public Safety. The required information is tallied from each agency's internal record of complaints, investigations, miscellaneous reports and arrests. To help achieve a uniformity of reporting throughout the state, a copy of the Summary Reporting System User Manual is made available to each agency. Department of Public Safety personnel review the submissions and contact the submitting agency if inconsistent reporting or errors are noted.

The Department of Public Safety, with input from the FBI, established its specific program to measure criminal activity for state and federal purposes. The result is a tabulation of the number and type of offenses committed, cases cleared or solved, and persons arrested. One violation is all that is required to trigger reporting requirements, but a criminal act may involve several crimes, several persons, and several victims. When a criminal act involves more than one offense, only the most serious offense is counted, with some exceptions.

One part of criminal data collection involves juvenile offenses (committed by an individual under age 18). Many times juvenile offenses are handled informally within agencies and therefore go unreported. In cases where an offense involves both adults and juveniles, and subsequent arrests are made of both, the crime reporting program will indicate this offense to be cleared by the arrest of the adult. Juvenile arrests are used for clearance purposes in those instances where only juveniles are involved.

"Clearance by arrest" indicates that at least one person was arrested, cited, or appeared in court based on a summons. This does not preclude the fact that others may also have been involved in the offense.

Clearance Rate is calculated by counting the clearances reported for the year divided by the offenses reported for the year. Clearances that an agency reports in the calendar year may pertain to offenses that occurred in previous years. Therefore an agency could have more clearances than offenses for the year.

Clearing an offense by the arrest of a person(s) is but one means of indicating such activity. Another involves “exceptional clearances.” An exceptional clearance exists when some element beyond law enforcement action prevents formal charges against the offender. Such a situation might arise if:

1. The offender commits suicide.
2. A double murder occurs (two persons kill each other).
3. The offender dies after making a confession (dying declaration).
4. The offender is killed by a law enforcement officer.
5. The offender confesses to committing the crime while already in custody for another crime or serving a sentence.
6. The offender is prosecuted in another city for a different crime by federal, state, or local authorities, or for the same offense, and the other jurisdiction refuses to release the offender.
7. Another jurisdiction refuses to extradite the offender.
8. The victim of a crime refuses to cooperate in the prosecution.
9. The offender is a juvenile who is handled by a verbal or written notice to the parents in instances involving minor offenses.

The count of offenses is the complaints received by law enforcement agencies from victims, witnesses, or other sources, or discovered by agencies. Complaints determined by subsequent investigation to be unfounded are eliminated from the count. The resulting number of actual offenses for each crime offense category is reported whether anyone is arrested, stolen property is recovered, local prosecutorial policy, or any other consideration. Reported offenses are recorded by the agency that has jurisdiction where the offenses occur. Law enforcement agencies also submit additional offense information that is included in this report.

Crime data and information submitted by law enforcement agencies is collected in the Minnesota Crime Reporting System. Once received, it is processed and published for use in state and national reports as well as by the participating agencies.

“Crime rate” is a term used in evaluating criminal statistics. It is the number of crimes reported by law enforcement per 100,000 in population.

### 3.4 CRIME FACTORS

The current method of crime reporting is subject to several limitations to the accuracy of this report. Law enforcement agencies can only report what is known to them. In many instances crime victims do not inform the law enforcement agency about the crime. The public tends to not report minor crimes or crimes that leave the victim concerned about public embarrassment or personal safety.

Another element of concern is that not all law enforcement agencies report crime information. When agencies neglect to report crime information it reduces the accuracy of the larger crime picture.

“Selective reporting” can also affect the accuracy of this report. Selective reporting reflects only the crimes which an agency considers important or necessary to be reported through the system. This results in a misleading account of the crime picture within a jurisdiction and across the state.

Conditions beyond the control of law enforcement also affect the measurement and analysis of crime. These conditions include but are not limited to:

- Legislative changes on what is a criminal offense.
- Density and size of the community population and the metropolitan area of which it is part.
- Composition of the population with reference particularly to age, sex, and race.
- Economic status and mores of the population.
- Relative stability of population including commuters, seasonal residents and transients.
- Climate, including seasonal weather conditions.

- Educational, recreational, and religious characteristics.
- Effective strength of the police force.
- Standards governing appointments to the police force.
- Policies of law enforcement agencies.
- Policies of the prosecuting officials and the courts.
- Attitude of the public toward law enforcement.
- The administrative and investigative efficiency of local law enforcement agencies, including the degree of adherence to crime reporting standards.

Information provided in the *Minnesota Uniform Crime Report 2018* is as accurate as currently available in the state. Crime and arrest statistics should be interpreted with caution when comparing different law enforcement jurisdictions. Reported crimes relate to events, while arrests relate to persons. For any one criminal act there may be multiple crimes, multiple offenders, and multiple victims.

### **3.5 A DESCRIPTION OF UNIFORM CRIME REPORTING OFFENSES AND THEIR CLASSIFICATION**

The Department of Public Safety Bureau of Criminal Apprehension uses reporting techniques recommended by the FBI to record data submitted by Minnesota law enforcement agencies. The submitted data contains information regarding Part I Offenses.

Part I Offenses are ten serious crimes that occur on a regular basis and are likely to be reported to law enforcement.

Part I Offenses are generally referred to as the “Crime Index” measurement. Part II Offenses represent “less serious” crime classifications. Part I and Part II crimes are defined by the FBI Uniform Crime Reporting Program.

Part I Offenses include murder, rape, aggravated assault, robbery, burglary, larceny, motor vehicle theft, arson, human trafficking – commercial sex acts, and human trafficking – involuntary servitude. These crimes were chosen by the FBI because of their uniformity of definition, total volumes, and likelihood of being reported. Murder, rape, aggravated assault, human trafficking, and robbery are also known as “violent crimes.” Burglary, larceny, motor vehicle theft and arson are considered “property crimes.” A law enforcement agency becomes aware of these crimes in several ways: reports of its own officers, citizen complaints, notification from a prosecuting attorney or information supplied by court officials.

### **3.6 PART I OFFENSE DEFINITIONS (Serious Crime)**

#### **3.6.1 Criminal Homicide**

The killing of another person.

- a) Murder and Nonnegligent Manslaughter - The willful (nonnegligent) killing of one human being by another. As a general rule, any death caused by injuries received in a fight, argument, quarrel, assault, or commission of a crime is classified as Murder and Nonnegligent Manslaughter.
- b) Manslaughter - The killing of another person through gross negligence. As a general rule, any death caused by the gross negligence of another is classified as Criminal Homicide — Manslaughter by Negligence.

The ‘Unborn’ age category is considered a homicide by the state of Minnesota, but not by the FBI. Minnesota began collecting this category in 2011.

#### **3.6.2 Rape**

- a) Penetration, no matter how slight, of the vagina or anus with any body part or object, or oral penetration by a sex organ of another person, without the consent of the victim.

- b) Assault to Rape-Attempts - All assaults and attempts to rape. Does not include Statutory Rape.

### **3.6.3 Robbery**

The taking or attempting to take anything of value from the care, custody, or control of a person or persons by force or threat of force or violence and/or by putting the victim in fear.

- a) Armed Robbery-Any Weapon - When any object is so employed as to constitute force or the threat of force, it will be considered a weapon. This would include firearms, knives, clubs, brass knuckles, blackjacks, broken bottles, acid, explosives, etc. Cases involving possible pretended weapons or cases involving weapons not seen by the victim but which the robber claims to have with him should be counted in this category.
- b) Strong Arm-No Weapon - This includes muggings and similar offenses where no weapon is used but strong-arm tactics are employed to deprive the victim of his property. This definition is limited to hands, arms, fists, feet, etc. This includes all attempts.

### **3.6.4 Aggravated Assault**

An unlawful attack by one person upon another for the purpose of inflicting severe or aggravated bodily injury. This type of assault usually is accompanied by the use of a weapon or by means likely to produce death or great bodily harm.

- a) Gun - Includes all assaults or attempted assaults involving the use of any type of firearm. This includes revolvers, automatic pistols, shotguns, zip guns, pellet guns, etc.
- b) Knife or Cutting Instrument - Includes all assaults or attempted assaults involving the use of cutting or stabbing objects such as knives or razors, hatchets, axes, cleavers, scissors, glass, broken bottles, daggers, ice picks, etc.
- c) Other Dangerous Weapons - Includes all assaults or attempted assaults when an object other than a gun, knife or cutting instrument is used. This includes clubs, bricks, jack handles, bottles, explosives, acid, lye, poisons, scalding water, and cases of attempted drowning and burning, etc.
- d) Hands, Fists, Feet, etc. Aggravated - Includes all assaults with hands, fists, feet, etc., which could result in an aggravated assault conviction. In order for the crime to be classified as aggravated, the victim must suffer great bodily harm.

### **3.6.5 Burglary - Breaking and Entering**

Includes any unlawful entry or attempted forcible entry of any structure to commit a felony or larceny. A burglary is any unlawful entry or attempted forcible entry of any dwelling, attached structure, public building, shop, factory, storehouse, apartment, house, trailer, warehouse, mill, farm, ship, railroad car, etc. This does not include breaking and entering of motor vehicles. These are scored in the larceny category.

- a) Forcible Entry - Includes all offenses where force of any kind is used to unlawfully enter a locked structure such as any of those listed above with intent to steal or commit a felony. This includes entry by use of a master key or other device that leaves no mark to open a lock.
- b) Unlawful Entry-No Force - The entry of a structure is achieved by use of an unlocked door or window. The element of trespass to the structure is essential in this category, which includes thefts from open garages, open warehouses, open or unlocked dwellings, and open or unlocked common basement areas in apartment houses where entry is achieved by other than the tenant who has lawful access.
- c) Attempted Forcible Entry - This category includes those situations where a forcible entry is attempted but not achieved.

### **3.6.6 Larceny - Theft (does not include Motor Vehicle Theft)**

The unlawful taking, carrying, leading, or riding away of property from the possession or constructive possession of another. Larceny and theft are synonymous in the UCR Program. This involves all thefts resulting from pocket picking, purse snatching, shoplifting, larceny from auto, larceny of auto parts and

accessories, bicycle theft, larceny from buildings, and larceny from any coin operated machines. Any theft that is not a robbery or any theft that does not result from a breaking and entering shall be scored here. Excludes embezzlements, unlawful conversions, larceny by bailee, frauds or bad checks. When the true or known value of stolen property is not available, estimates based on accepted police methods of property evaluation are used.

### **3.6.7 Motor Vehicle Theft**

Motor Vehicle Theft includes the theft or attempted theft of a motor vehicle, which the UCR Program defines as a self-propelled vehicle that runs on land surface and not on rails, such as, sport utility vehicles, automobiles, trucks, buses, motorcycles, motor scooters, all-terrain vehicles, and snowmobiles. This category does not include farm equipment, bulldozers, airplanes, construction equipment, or water craft (motorboats, sailboats, houseboats, or jet skis). Excludes incidents in which the alleged offender had lawful access to the vehicle as in a family situation, or the unauthorized use by others having lawful access to the vehicle such as chauffeur, employee, etc.

### **3.6.8 Arson**

Any willful or malicious burning or attempt to burn, with or without intent to defraud, a dwelling, public building, motor vehicle or aircraft, personal property of another, etc. A death resulting from arson will be classified as murder and personal injuries resulting would be classified as assaults.

### **3.6.9 Human Trafficking - Commercial Sex Acts**

Includes all offenses where a person was induced by fraud, or coerced to participate in commercial sex acts, or in which the person induced to perform such act(s) has not attained 18 years of age.

### **3.6.10 Human Trafficking - Involuntary Servitude**

Included in this category are offenses where a person(s) is obtained through recruitment, harboring, transportation, or provision and subjected by force, fraud, or coercion into involuntary servitude, peonage, debt bondage, or slavery (not to include commercial sex acts).

## **3.7 PART II OFFENSE DEFINITIONS (Less Serious Crime)**

### **3.7.1 Other Assaults**

This classification consists of all assaults and attempted assaults which are simple or minor in nature.

### **3.7.2 Forgery and Counterfeiting**

The altering, copying, or imitating of something, without authority or right, with the intent to deceive or defraud by passing the copy or thing altered or imitated as that which is original or genuine. Also includes the selling, buying, or possession of an altered, copied, or imitated thing with the intent to deceive or defraud.

### **3.7.3 Fraud**

The intentional perversion of the truth for the purpose of inducing another person or other entity in reliance upon it to part with something of value or to surrender a legal right. Fraudulent conversion and obtaining of money or property by false pretenses.

### **3.7.4 Embezzlement**

The misappropriation or misapplication of money or property entrusted to one's care, custody, or control.

### **3.7.5 Stolen Property - Buying, Receiving, Possessing**

Includes all offenses of buying, receiving, possessing, or concealing stolen property as well as all attempts to commit any of these offenses.

### **3.7.6 Vandalism - Destruction of Property**

Includes all willful or malicious destruction, injury, disfigurement or defacement of any public or private property, real or personal, without the consent of the owner or person having custody or control by cutting, tearing, breaking, marking, painting, drawing, covering with filth or any other such means as may be specified by law.

### **3.7.7 Weapons**

The violation of laws or ordinances prohibiting the manufacture, sale, purchase, transportation, possession, concealment, or use of firearms, cutting instruments, explosives, incendiary devices, or other deadly weapons.

### **3.7.8 Prostitution and Commercialized Vice**

The unlawful promotion of or participation in sexual activities in exchange for anything of value. To solicit customers or transport persons for prostitution purposes, to own, manage, or operate a dwelling or other establishment for the purpose of providing a place where prostitution is performed, or to otherwise assist or promote prostitution.

### **3.7.9 Sex Offenses**

Includes all sex offenses other than forcible rape, prostitution, and commercialized vice. This encompasses offenses against chastity, common decency, and morals.

### **3.7.10 Drug Abuse Violation**

The violation of laws prohibiting the production, distribution, and/or use of certain controlled substances. The unlawful cultivation, manufacture, distribution, sale, purchase, use, possession, transportation, or importation of any controlled drug or narcotic substance. Arrests for violations of state and local laws, specifically those relating to the unlawful possession, sale, use, growing, manufacturing, and making of narcotic drugs.

### **3.7.11 Gambling**

Includes all charges relating to promoting, permitting, or engaging in illegal gambling.

### **3.7.12 Offenses Against Family and Children**

Unlawful nonviolent acts by a family member (or legal guardian) that threaten the physical, mental, or economic well-being or morals of another family member and that are not classifiable as other offenses, such as Assault or Sex Offenses. Includes all charges of non-support, neglect, or abuse of family and children by such acts as desertion, abandonment, or non-support, neglect or abuse of a child, or nonpayment of alimony.

### **3.7.13 Driving Under the Influence**

Driving or operating a motor vehicle or common carrier while mentally or physically impaired as the result of consuming an alcoholic beverage or using a drug or narcotic.

### **3.7.14 Liquor Laws**

With the exception of drunkenness and driving under the influence, all state or local liquor law violations are placed in this class. Excludes federal violations, includes manufacturing, selling, transporting and furnishing as in maintaining unlawful drinking places. Bootlegging, operating a still, furnishing liquor to a minor and using a vehicle for illegal transportation of liquor are included.

### **3.7.15 Disorderly Conduct - Disturbing the Peace**

Any behavior that tends to disturb the public peace or decorum, scandalize the community, or shock the public sense of morality. This classification includes:

- Unlawful assembly
- Disturbing the peace
- Disturbing meetings
- Disorderly conduct in state institutions, at court, at fairs, on trains or public conveyances, etc.
- Blasphemy, profanity, and obscene language
- Refusing to assist an officer
- Attempts to commit any of the above

### **3.7.16 Vagrancy**

The violation of a court order, regulation, ordinance, or law requiring the withdrawal of persons from the streets or other specified areas, prohibiting persons from remaining in an area or place in an idle or aimless manner, or prohibiting persons from going from place to place without visible means of support.

### **3.7.17 All Other Offenses**

All violations of state or local laws not specifically identified as Part I or Part II offenses, except traffic violations. This classification includes:

- Admitting minors to improper places
- Bigamy and polygamy
- Blackmail and extortion
- Contempt of court
- Kidnapping
- Possession of drug paraphernalia
- Riot and rout, etc.
- Attempts to commit any of the above

### **3.7.18 Curfew and Loitering Law Violation (Juvenile)**

Offenses relating to local curfew or loitering ordinances, where such laws exist.

### **3.7.19 Runaways (Juvenile)**

This classification is limited to juveniles taken into protective custody under provisions of state statutes.

## Chapter 4

# MINNESOTA OFFENSE INFORMATION

### 4.1 CRIME INDEX - SERIOUS (OR PART I) CRIMES<sup>4</sup>

In previous years ten major criminal offenses were referred to as the *crime index* and they were used to evaluate the changes and trends in amounts of crime over designated periods of time. Following is a summary of the crime index for 2018 utilizing the same ten major criminal offenses in order to present a historical comparison from past years.

The **crime index** in Minnesota totaled:

- 124588 offenses during 2018, which was a decrease of 8.5 percent from the 136174 offenses occurring in 2017.
- The crime rate<sup>1</sup> represented 2216.3 per 100,000 in population for 2018, while in 2017 the crime rate was registered at 2441.9 per 100,000 population, a decrease of 9.3 percent.
- Of the total crime index offenses reported in 2018, 28 percent were cleared by arrest or exceptionally cleared. In 2017, 28 percent of the total offenses were cleared by arrest or exceptionally cleared.
- Larceny was the largest category of serious crime reported for Minnesota in 2018 with a total of 85394 offenses reported. Larceny was the largest category of serious crime reported for the state in 2017 with 93455 total offenses reported.

Human Trafficking – Commercial Sex Acts and Human Trafficking – Involuntary Servitude were added to UCR crime reporting as Part I violent crimes by the FBI in 2008. Minnesota began collecting and reporting the two additional Part I offenses in 2014.

#### 4.1.1 Violent Crimes

Violent crime in Minnesota accounted for 10.1 percent of all offenses reported in 2018. There were 12589 total violent crimes (murders, rapes, robberies, aggravated assaults and human trafficking offenses) for the year. Compared with the 13476 total violent crimes reported for 2017, the 2018 figure represents a decrease of 6.5 percent in violent crime for the state. The number of violent crimes for the state per 100,000 population for 2018 was 224, while in 2017 there were 241.7 per 100,000 population.

- **Murder** - Offenses involving murder totaled 104 in 2018 in Minnesota compared to 114 in 2017, a decrease of 8.8 percent.
- **Rape** - There were 2666 rapes reported in 2018 and 2429 in 2017, an increase of 9.8 percent.
- **Robbery** - There were 2943 robberies reported in 2018 and 3645 in 2017, a decrease of 19.3 percent.

---

<sup>1</sup> Minnesota crime rates per 100,000 are based on the 5621325 state population estimate from the FBI for 2018.  
<sup>4</sup> Data has been updated to reflect the addition of data submitted by the Detroit Lakes Police Department but inadvertently left off of the Crime Book when initially published.

- **Aggravated Assault** - Offenses involving aggravated assault totaled 6693 in 2018 in Minnesota compared to 7115 in 2017, a decrease of 5.9 percent.
- **Human Trafficking - Commercial Sex Acts** - There were 183 commercial sex acts reported in 2018 and 173 in 2017, an increase of 5.8 percent.<sup>2</sup>
- **Human Trafficking - Involuntary Servitude** - There were 0 involuntary servitude incidents reported in 2018 and 0 in 2017.

#### 4.1.2 Property Crimes

Property crime in Minnesota in 2018 amounted to 89.9 percent of the crime index offenses for that year. There were a total of 111999 property crimes (burglaries, larcenies, motor vehicle thefts, and arsons) reported in 2018. Compared with the 122698 offenses reported in 2017, the 2018 figure represents a decrease of 8.7 percent in property crime for the state. The number of property crimes for the state per 100,000 population for 2018 was 1992.5 and in 2017 it was 2200.2.

- **Burglary** - There were 16097 burglaries reported in 2018 and 18749 in 2017, a decrease of 14.1 percent.
- **Theft - Larceny** - There were 85394 larcenies reported in 2018 and 93455 in 2017, a decrease of 8.6 percent.
- **Motor Vehicle Theft** - There were 10082 motor vehicle thefts reported in 2018 and 9960 in 2017, an increase of 1.2 percent.
- **Arson** - There were 426 arsons reported in 2018 and 534 in 2017, a decrease of 20.2 percent.

#### 4.1.3 Total Arrests<sup>3</sup>

Law enforcement agencies within Minnesota's 5621325 reporting population area reported 148765 total arrests for UCR reported crime in 2018.

- **Adult Arrests** - There were 128666 arrests of adults in 2018 and 128172 in 2017.
- **Juvenile Arrests** - There were 20099 arrests of juveniles in 2018 and 21864 in 2017.

---

<sup>2</sup>Some cases classified as Human Trafficking-Commercial Sex Acts involve a law enforcement officer posing online as a prostitute under age 18. An offender agrees to a commercial sex act with a person they believe is underage and a meeting is set up. The offender arrives at the meeting place and is arrested. In this type of case, when there isn't a real victim, the FBI has determined that law enforcement must enter **Unknown** for the victim information.

<sup>3</sup>Total arrests represent all arrests for adults and juveniles in either a Part I (serious) or Part II (less serious) criminal offense.

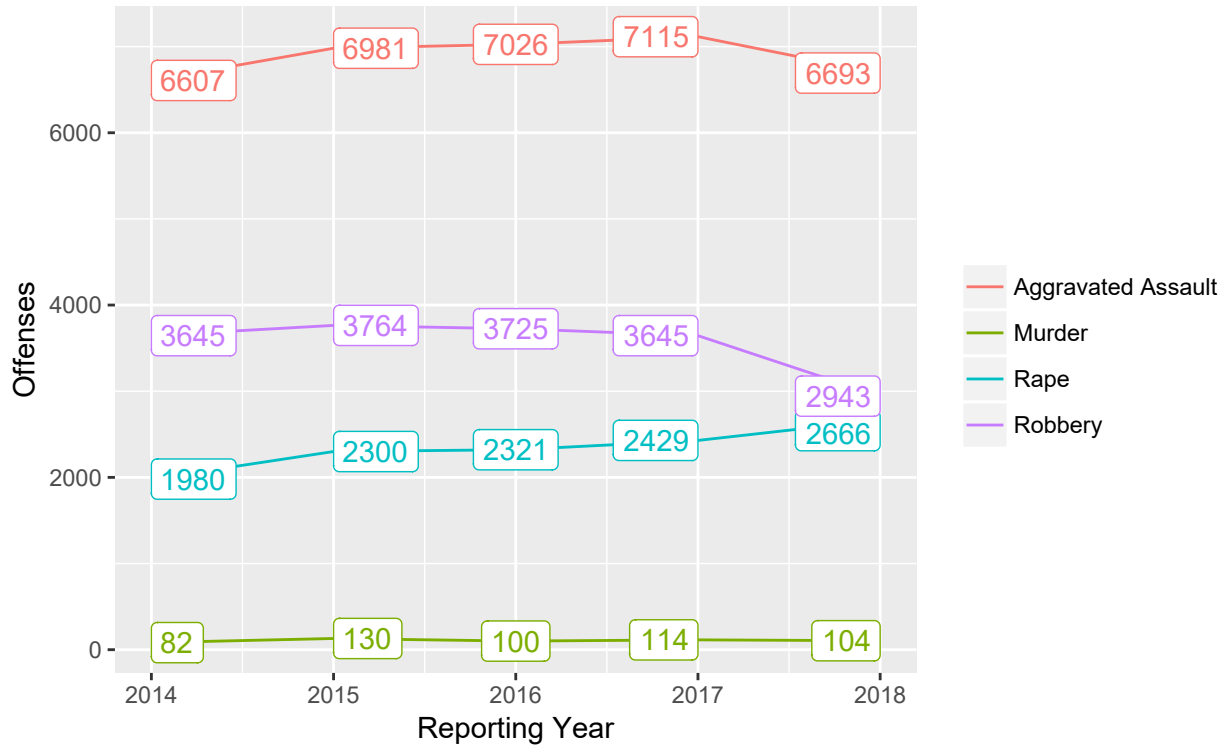


Figure 4.1: Violent Crimes Reported<sup>1</sup>

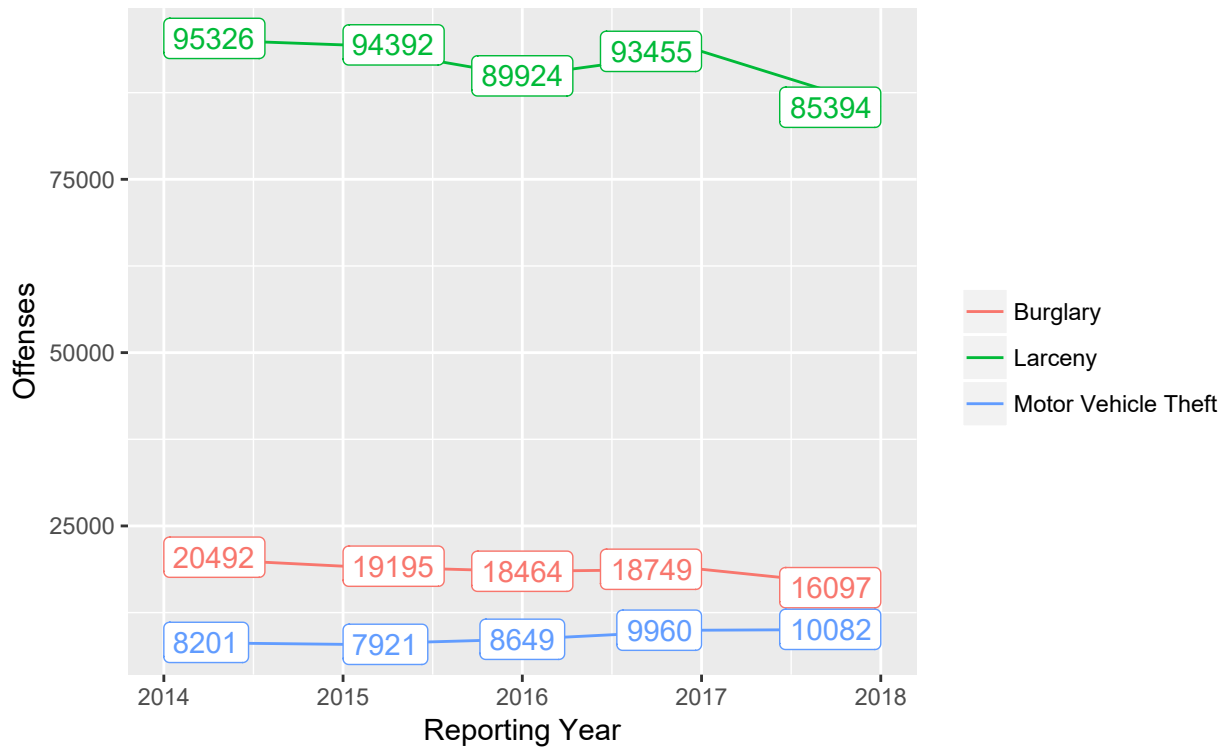


Figure 4.2: Property Crimes Reported<sup>1</sup>

<sup>1</sup> Data has been updated to reflect the addition of data submitted by the Detroit Lakes Police Department but inadvertently left off of the Crime Book when initially published.

## 4.2 CRIMES OF VIOLENCE

### 4.2.1 Criminal Homicide - Murder

Criminal homicide involves those offenses of murder and non-negligent homicide that are classified as willful felonious deaths as distinguished from deaths caused by negligence. “Attempts to kill” are reported as aggravated assaults and not as murder. Justifiable or excusable homicides, suicides, accidental deaths, and deaths due to negligence are not tabulated in the state criminal homicide total.

#### 4.2.1.1 Summary Homicide Information

- In 2018 there were 128 homicides reported for the state. Of that number, 14 offenses were ruled negligent and 10 were ruled unfounded or justifiable, yielding a total of 104 criminal homicide victims.
- 80 criminal homicides were cleared in 2018.
- The crime rate for criminal homicide in 2018 was 1.9 per 100,000 population.

Data on Homicide of an Unborn victim is collected to meet Minnesota reporting requirements. It does not meet the FBI’s Uniform Crime Reporting definition of Homicide. As a result, Homicide of an Unborn appears as a separate category in Minnesota Crime Book. There was 1 Homicide of an Unborn in 2018.

#### 4.2.1.2 Supplementary Homicide Information

Supplementary Homicide Reports are submitted to the Bureau of Criminal Apprehension by law enforcement agencies reporting homicides during the year. These reports provided additional information about the homicide offenses. The following information was compiled from reports on 99 criminal homicide incidents with 104 victims during 2018.

- 62 of the weapons used in criminal homicides were some type of firearm (50 percent).
- Of the victims killed in criminal homicides involving firearms:
  - 6 were killed by a family member
  - 12 were killed by a friend or acquaintance
  - 4 were killed by a stranger
  - 26 were killed by an offender with an unknown relationship to the victim.



Figure 4.3: Criminal Homicides by Relationship to Offender

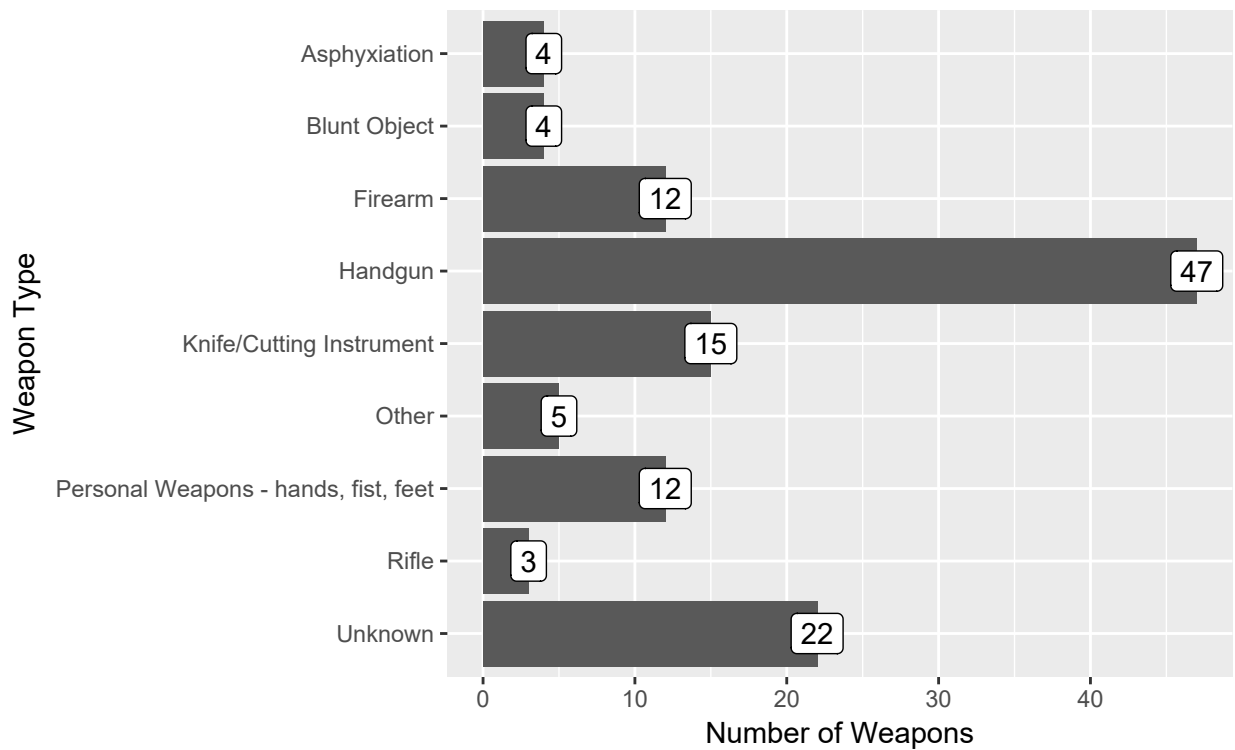


Figure 4.4: Weapons Used in Committing Criminal Homicides

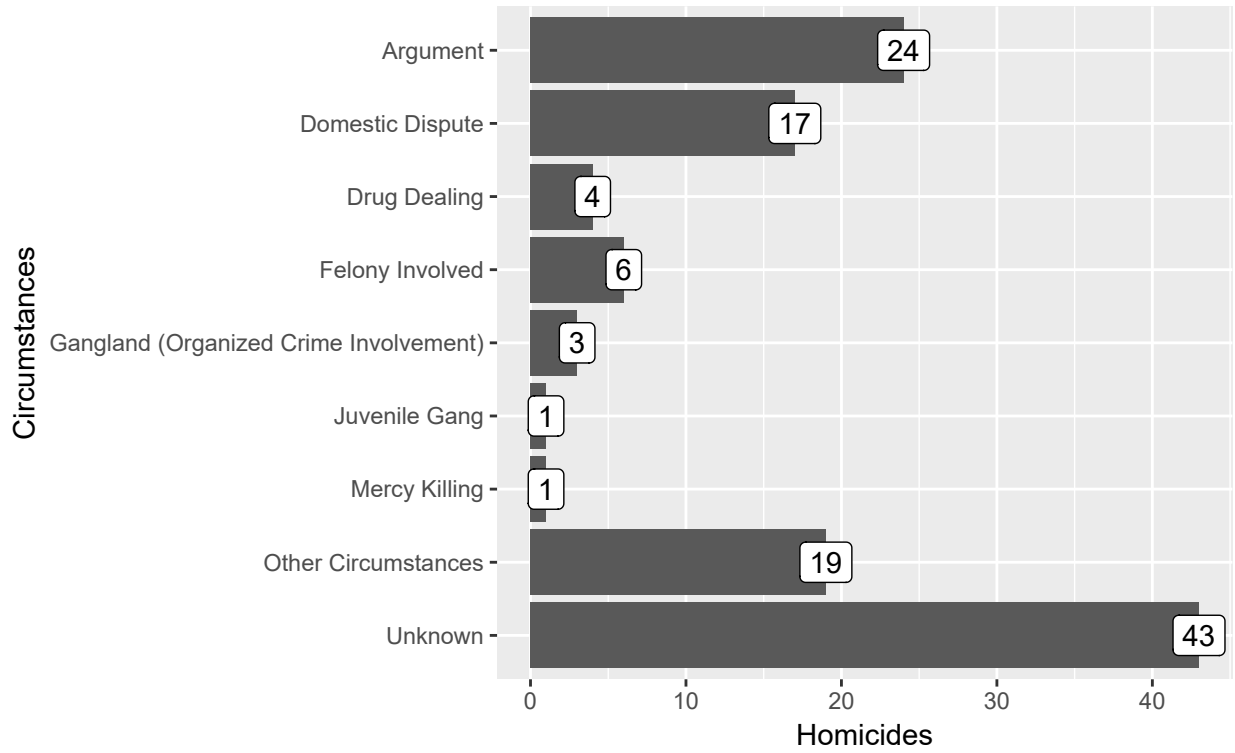


Figure 4.5: Circumstances Indicated for Criminal Homicide Incidents

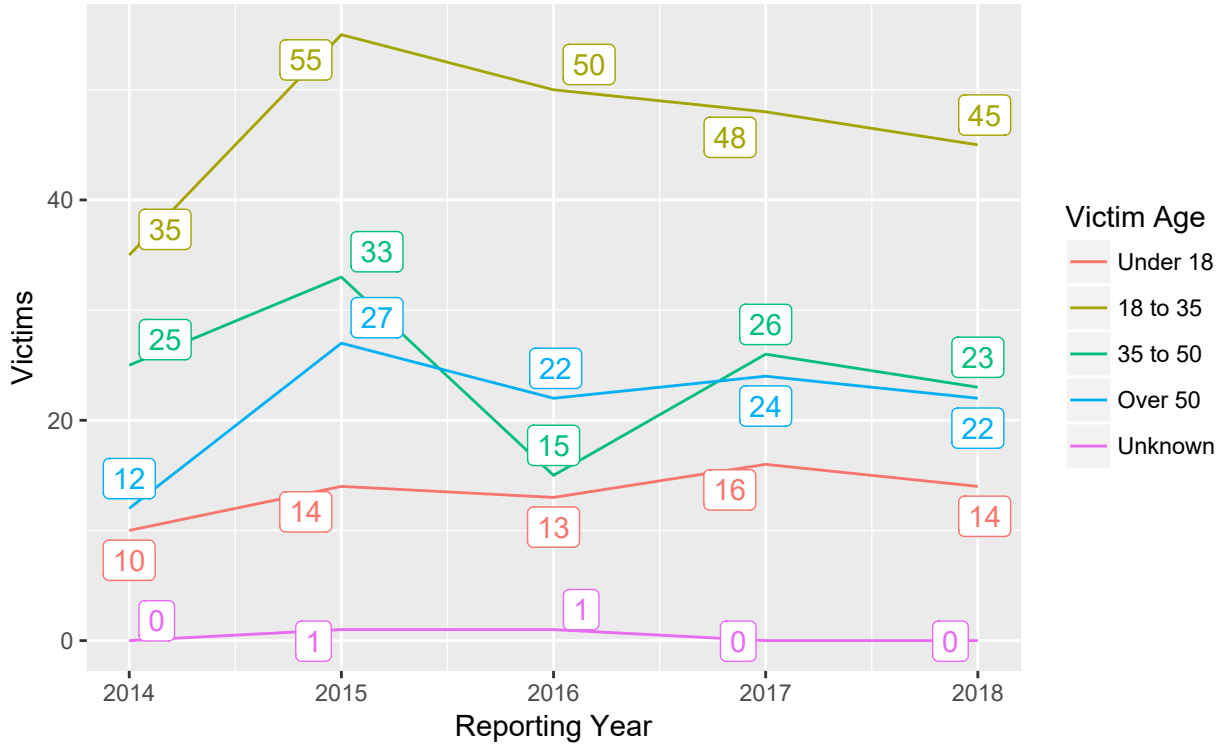


Figure 4.6: Homicide Victims by Age

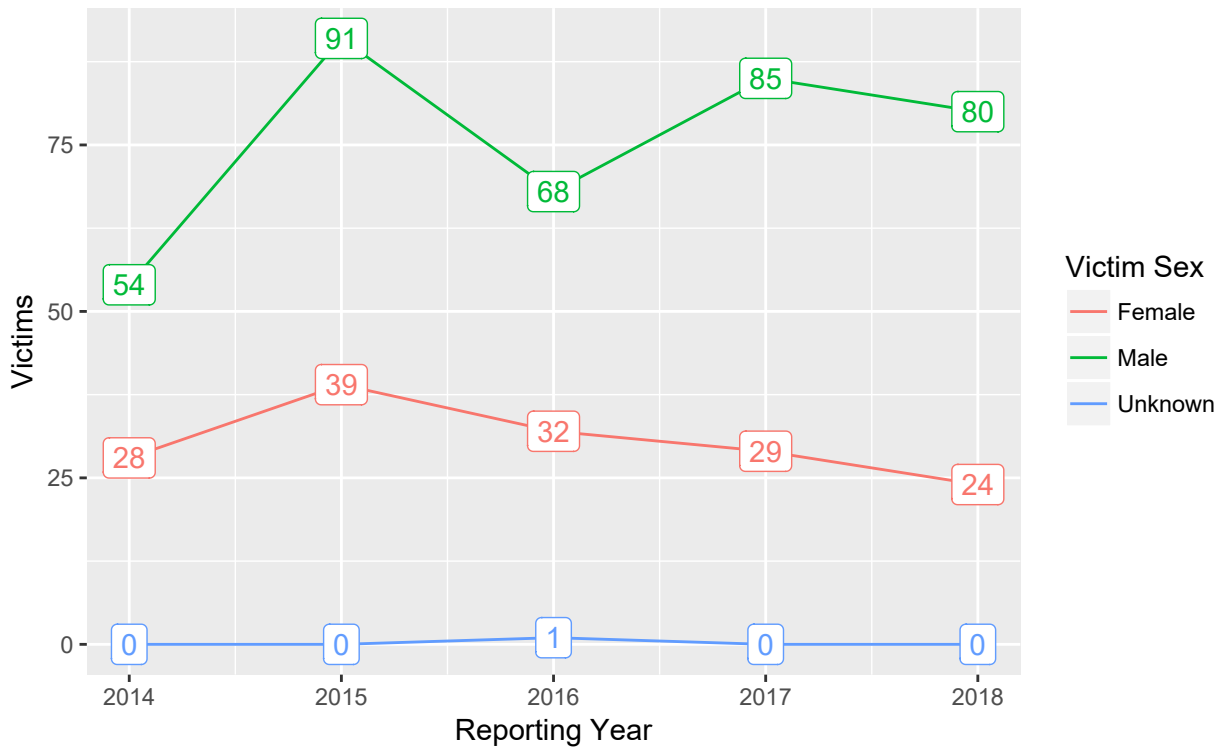


Figure 4.7: Homicide Victims by Sex

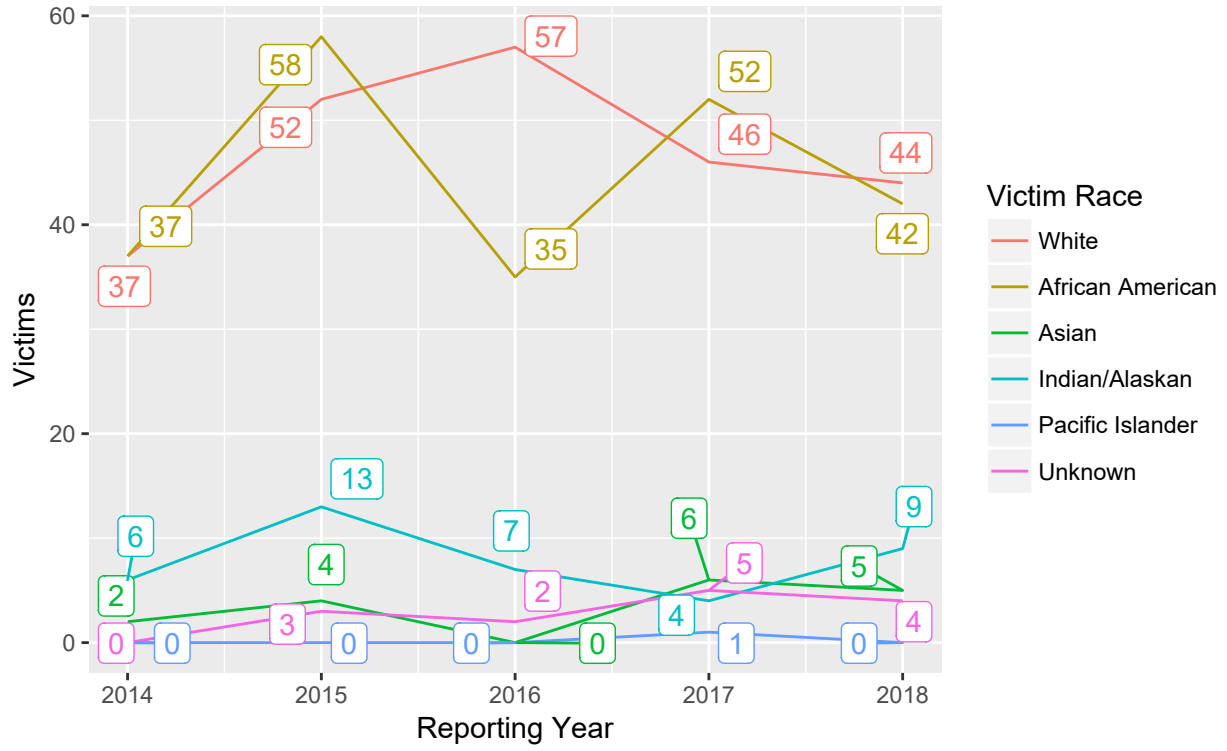


Figure 4.8: Homicide Victims by Race

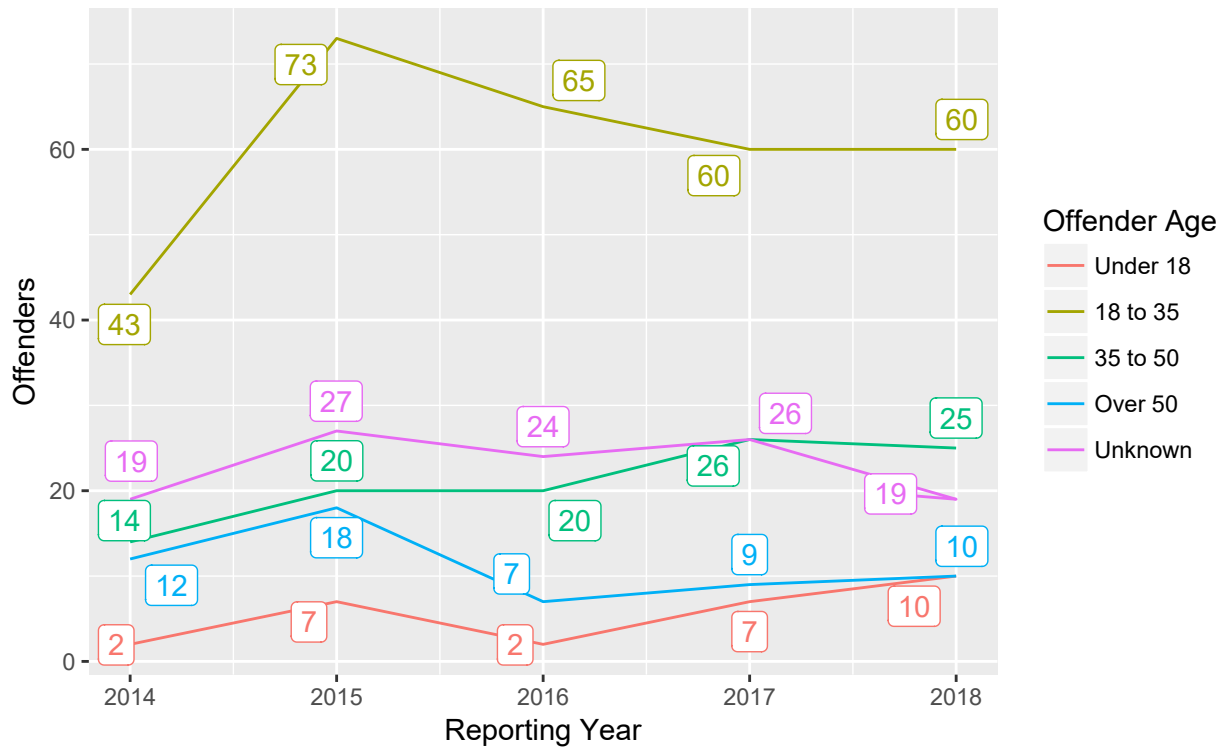


Figure 4.9: Homicide Offenders by Age

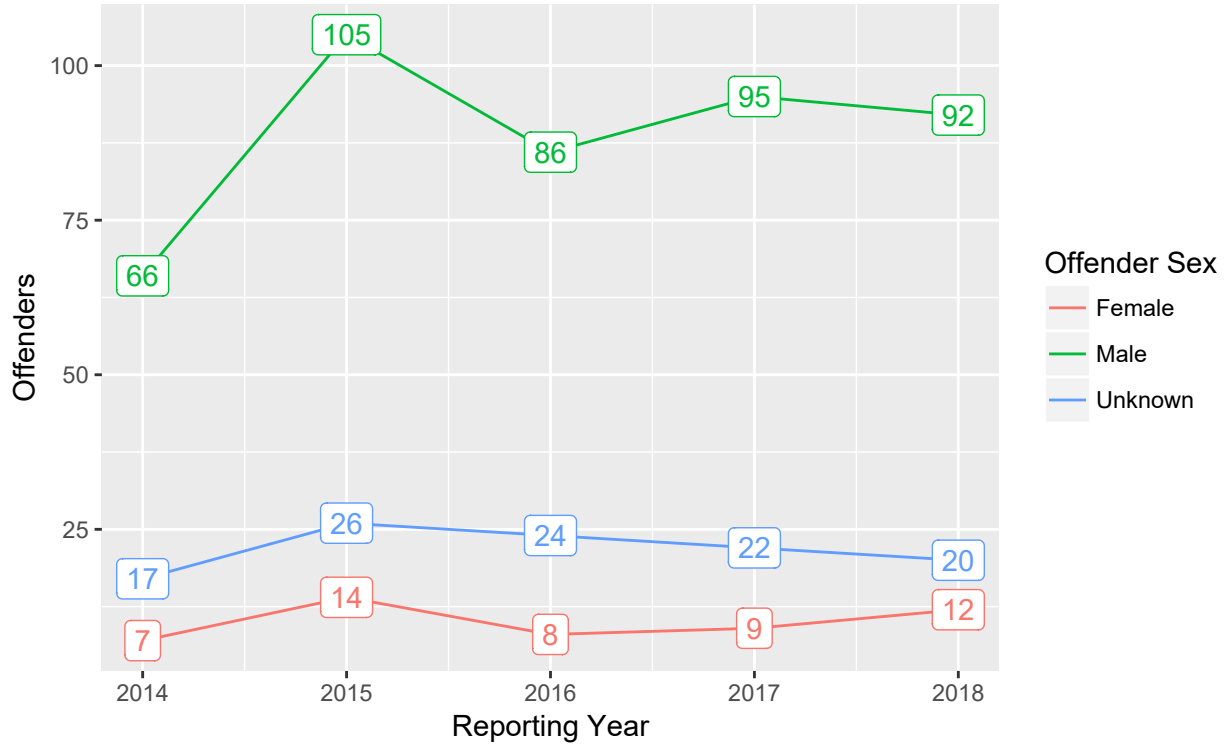


Figure 4.10: Homicide Offenders by Sex

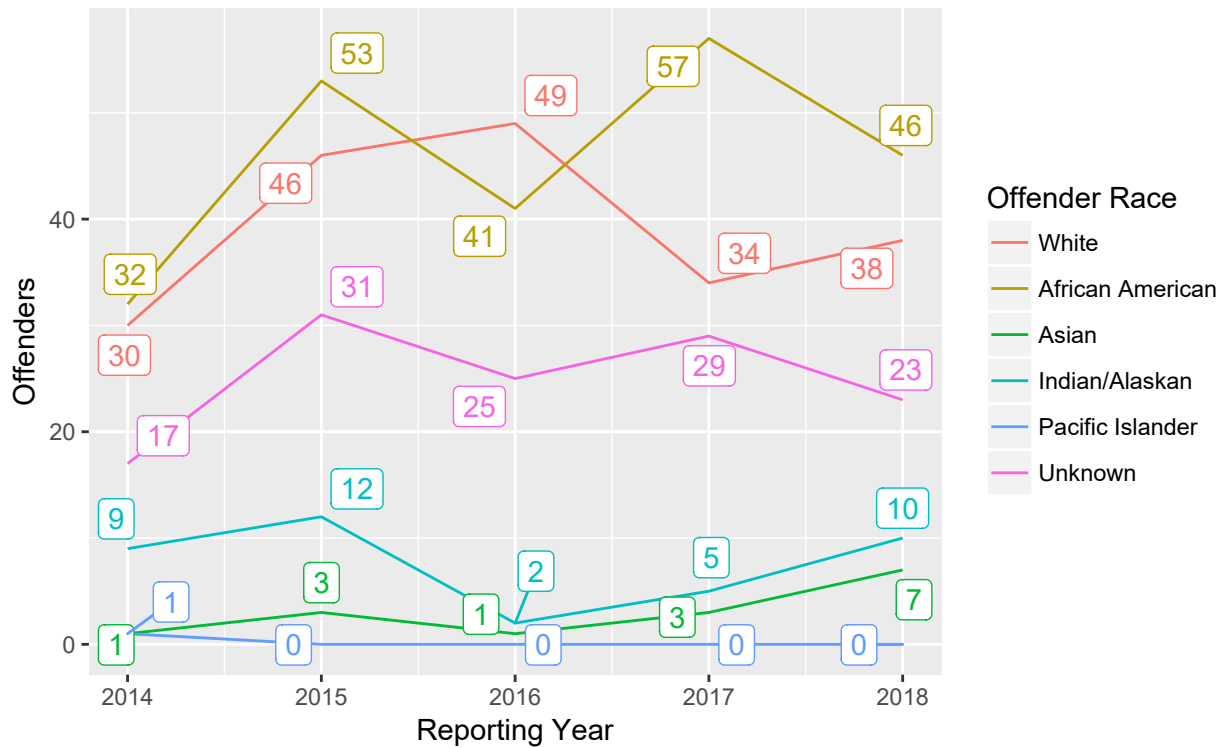


Figure 4.11: Homicide Offenders by Race

Table 4.1: Criminal Homicide Victims by Age and Race

Victim Age Group	White	African American	Asian	Indian/Alaskan	Unknown
Under 10	5	3	0	2	1
15 to 18	1	1	0	0	1
18 to 20	1	9	1	1	1
20 to 25	1	10	0	0	0
25 to 30	6	5	3	1	0
30 to 35	1	5	0	0	0
35 to 40	2	4	0	1	1
40 to 45	5	4	0	0	0
45 to 50	5	0	0	1	0
50 to 55	5	1	0	1	0
55 to 60	4	0	1	1	0
60 to 65	2	0	0	1	0
Over 65	6	0	0	0	0

Table 4.2: Criminal Homicide Victims by Age and Sex

Victim Age Group	Female	Male
Under 10	2	9
15 to 18	0	3
18 to 20	1	12
20 to 25	1	10
25 to 30	4	11
30 to 35	0	6
35 to 40	2	6
40 to 45	2	7
45 to 50	2	4
50 to 55	1	6
55 to 60	4	2
60 to 65	2	1
Over 65	3	3

Table 4.3: Criminal Homicide Offenders by Age and Race

Offender Age Group	White	African American	Asian	Indian/Alaskan	Unknown
10 to 15	0	1	0	1	0
15 to 18	0	4	1	2	1
18 to 20	0	7	0	1	1
20 to 25	3	8	2	1	0
25 to 30	7	9	2	1	2
30 to 35	8	5	1	2	0
35 to 40	6	9	0	1	0
40 to 45	5	0	0	1	0
45 to 50	1	2	0	0	0
50 to 55	5	0	0	0	0
55 to 60	2	1	1	0	0
60 to 65	1	0	0	0	0
Unknown	0	0	0	0	19

Table 4.4: Criminal Homicide Offenders by Age and Sex

Offender Age Group	Female	Male	Unknown
10 to 15	0	2	0
15 to 18	1	7	0
18 to 20	0	9	0
20 to 25	1	12	1
25 to 30	0	21	0
30 to 35	3	13	0
35 to 40	2	14	0
40 to 45	1	5	0
45 to 50	1	2	0
50 to 55	3	2	0
55 to 60	0	4	0
60 to 65	0	1	0
Unknown	0	0	19

Table 4.5: Homicides by Reporting Agency

Agency	AgencyORI	Criminal Homicide Victims	Criminal Homicide Incidents
Aitkin County Sheriff	MN0010000	1	1
Fridley Police Dept	MN0020600	1	1
Becker County Sheriff	MN0030000	1	1
Benton County Sheriff	MN0050000	1	1
Sauk Rapids Police Dept	MN0050200	1	1
Blue Earth County Sheriff	MN0070000	1	1
Sleepy Eye Police Dept	MN0080200	1	1
Carlton County Sheriff	MN0090000	1	1
Cass County Sheriff	MN0110000	3	3
Clay County Sheriff	MN0140000	1	1
Windom Police Dept	MN0170200	1	1
Crosby Police Dept	MN0180200	1	1
Burnsville Police Dept	MN0190100	1	1
Eagan Police Dept	MN0190800	2	1
Inver Grove Heights Police Dept	MN0190900	1	1
Apple Valley Police Dept	MN0191000	1	1
Dodge County Sheriff	MN0200000	1	1
Douglas County Sheriff	MN0210000	1	1
Red Wing Police Dept	MN0250300	1	1
Bloomington Police Dept	MN0270100	2	2
Brooklyn Center Police Dept	MN0270200	1	1
Brooklyn Park Police Dept	MN0270300	1	1
Edina Police Dept	MN0270600	1	1
Minneapolis Police Dept	MN0271100	31	30
Mnetonka Police Dept	MN0271200	1	1
Plymouth Police Dept	MN0271700	2	2
Richfield Police Dept	MN0271800	1	1
Eden Prairie Police Dept	MN0272600	1	1
Kandiyohi County Sheriff	MN0340000	1	1
Mille Lacs County Sheriff	MN0480000	3	3
Austin Police Dept	MN0500100	1	1
Rochester Police Dept	MN0550100	5	4
Otter Tail County Sheriff	MN0560000	1	1
Fergus Falls Police Dept	MN0560100	1	1
St Paul Police Dept	MN0620900	15	15
Faribault Police Dept	MN0660100	1	1
St Louis County Sheriff	MN0690000	1	1
Duluth Police Dept	MN0690600	1	1
Hibbing Police Dept	MN0691000	1	1
Scott County Sheriff	MN0700000	1	1
Shakopee Police Dept	MN0700400	1	1
Paynesville Police Dept	MN0730300	2	1
St Cloud Police Dept	MN0730400	1	1
Stevens County Sheriff	MN0750000	1	1
St Paul Park Police Dept	MN0820500	1	1
St James Police Dept	MN0830200	2	1
Breckenridge Police Dept	MN0840100	1	1

## 4.2.2 Rape

On January 1, 2013, the FBI changed the Uniform Crime Reporting national definition of rape “the carnal knowledge of a female, forcibly and against her will” to “penetration, no matter how slight, of the vagina or anus with any body part or object, or oral penetration by a sex organ of another person, without the consent of a victim.” Statutory rape and other sex offenses are excluded from this category. Minnesota has always collected information on both male and female rape victims for state reporting. All figures presented will include both male and female victims.

### 4.2.2.1 Summary Analysis<sup>1</sup>

- For the 2763 rapes reported in 2018, 97 were listed as unfounded.
- There were 2666 reported rapes that occurred in Minnesota in 2018; 2477 were reported as completed while 189 were reported as attempted rapes.
- 1020 rapes were cleared by arrest in 2018, 117 of these by the arrest of a juvenile.
- The crime rate for rape in 2018 represented 47.4 per 100,000 population.

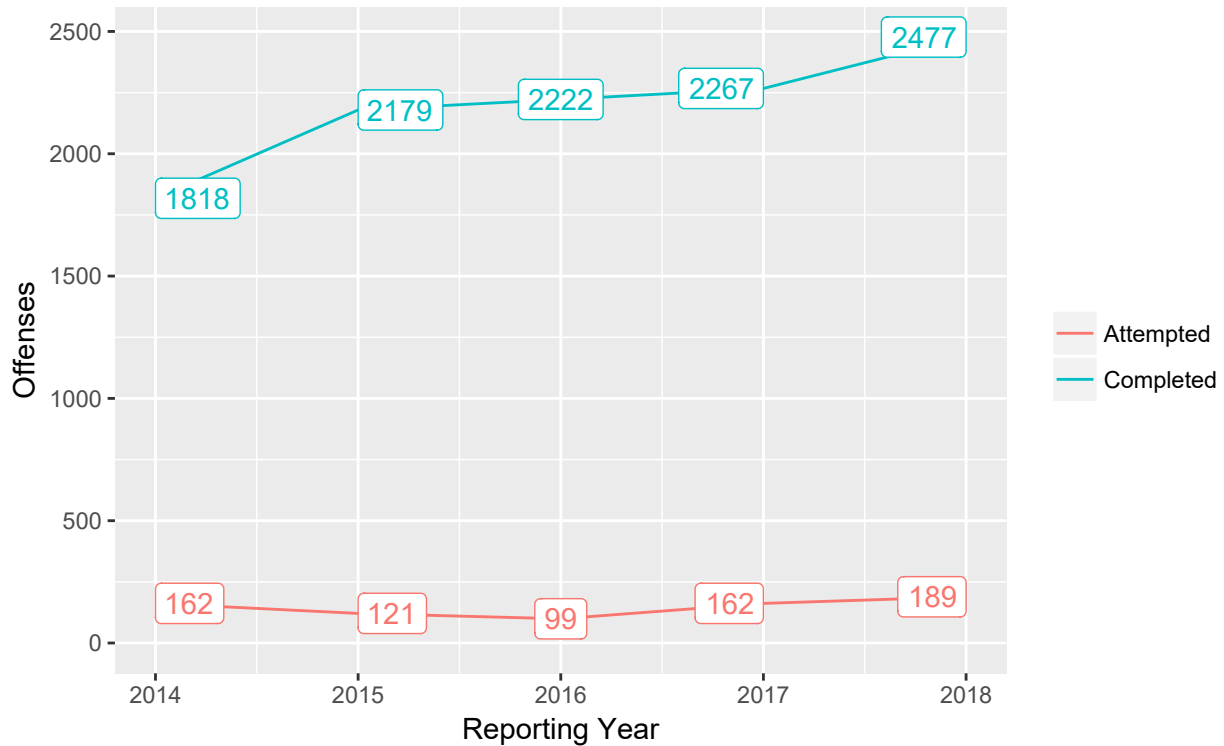


Figure 4.12: Rapes Completed and Attempted<sup>1</sup>

<sup>1</sup> Data has been updated to reflect the addition of data submitted by the Detroit Lakes Police Department but inadvertently left off of the Crime Book when initially published.

### 4.2.3 Robbery

Robbery involves the felonious and forcible taking of the property of another against their will, by violence or by placing the person in a state of fear. The crime of robbery necessitates that a victim be present. Robbery differs from larceny in that it is aggravated by the threat and element of force. An attempt to commit a robbery, either armed or strong-arm, is counted as if the actual offense did occur.

#### 4.2.3.1 Summary Analysis<sup>1</sup>

- For the 2959 robberies reported in 2018, 16 were listed as unfounded.
- 858 robberies were cleared by arrest in 2018, 181 of these by the arrest of a juvenile.
- The crime rate for robbery in 2018 represented 52.4 per 100,000 population.

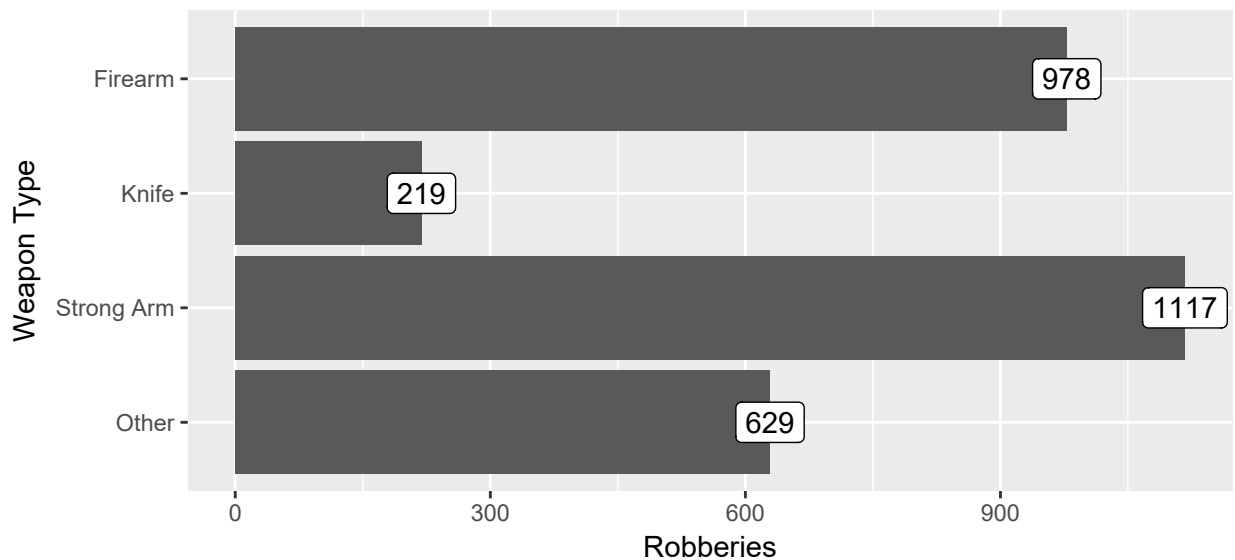


Figure 4.13: Types of Weapons Used for Robberies<sup>1</sup>

<sup>1</sup> Data has been updated to reflect the addition of data submitted by the Detroit Lakes Police Department but inadvertently left off of the Crime Book when initially published.

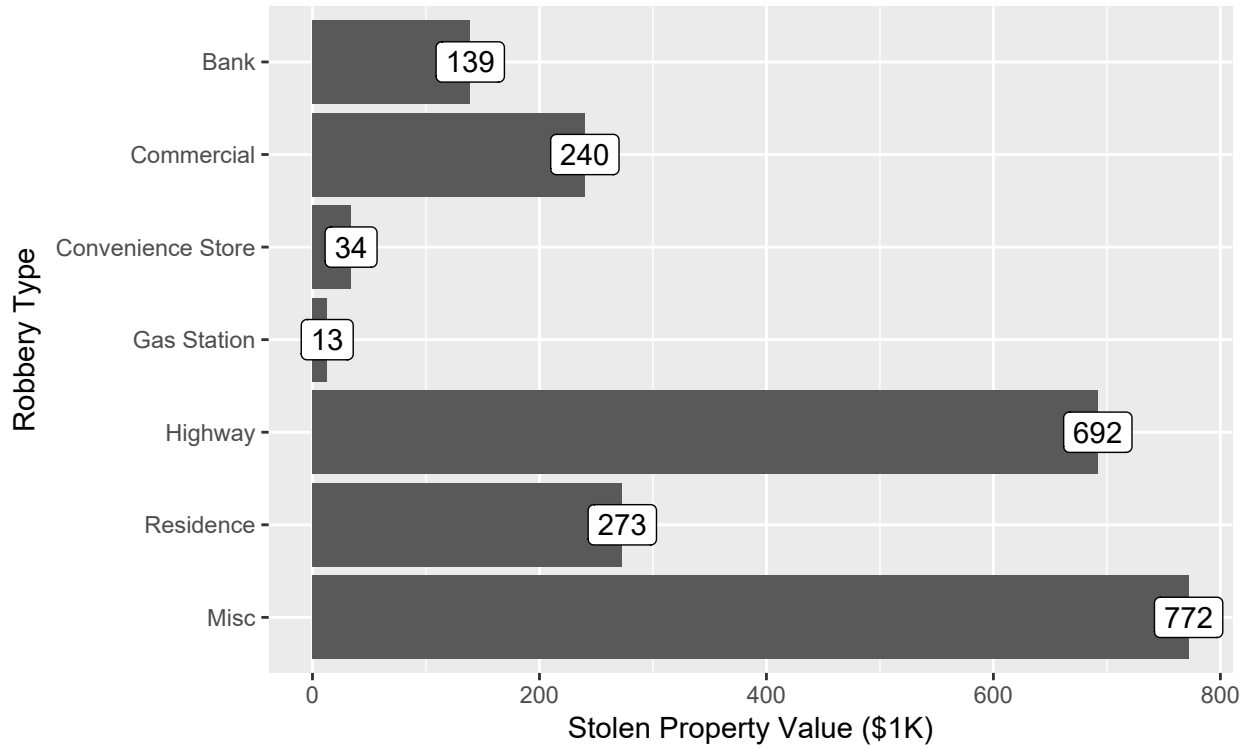


Figure 4.14: Total Stolen Property Value by Robbery Type<sup>1</sup>

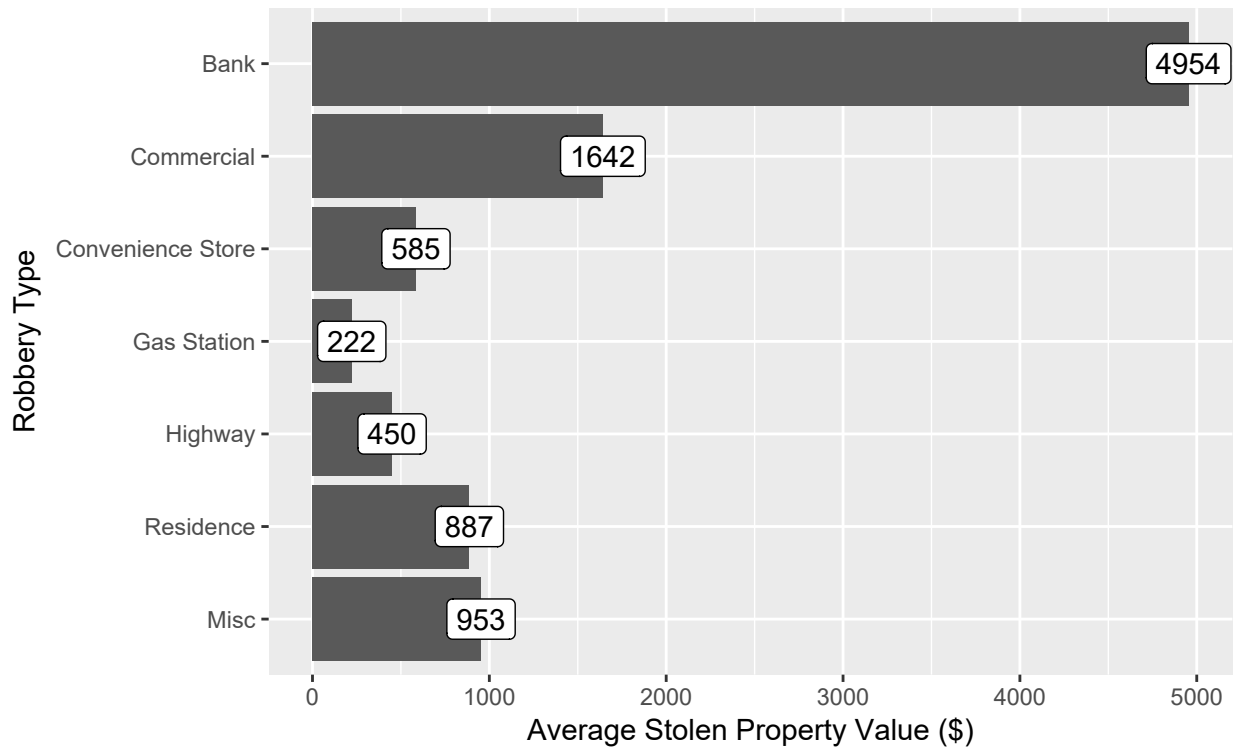


Figure 4.15: Average Stolen Property Value by Robbery Type<sup>1</sup>

<sup>1</sup> Data has been updated to reflect the addition of data submitted by the Detroit Lakes Police Department but inadvertently left off of the Crime Book when initially published.

### 4.2.4 Aggravated Assault

Aggravated assault is an unlawful attack by one person upon another for the purpose of inflicting severe or aggravated bodily injury. This type of assault usually is accompanied by the use of a weapon or by means likely to produce death or great bodily harm. An aggravated assault may be committed with a gun, knife or cutting instrument, other dangerous weapons such as clubs, or through the use of hands, fists or feet. Assault with intent to commit murder is also listed as aggravated assault.

All assaults where no weapon is used which result in minor injuries are classified as other assaults and are not counted in the Part I crime total.

#### 4.2.4.1 Summary Analysis<sup>1</sup>

- For the 6772 aggravated assaults reported in 2018, 79 were listed as unfounded.
- 3948 aggravated assaults were cleared by arrest in 2018, 377 of these by the arrest of a juvenile.
- The crime rate for aggravated assault in 2018 represented 119.1 per 100,000 population.

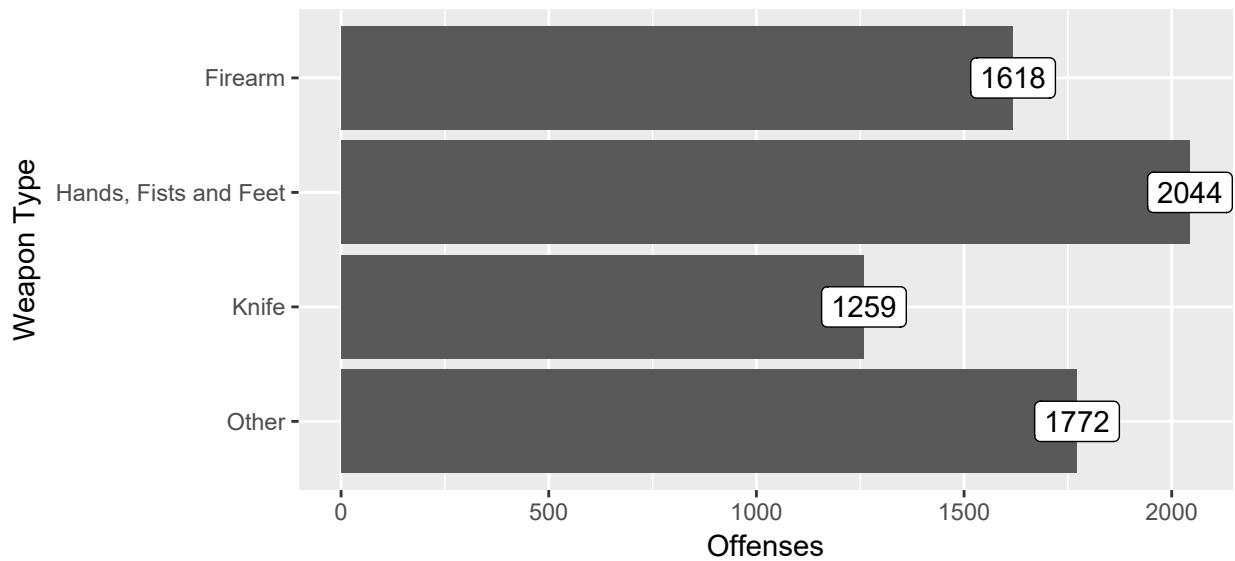


Figure 4.16: Types of Weapons Used for Aggravated Assaults<sup>1</sup>

<sup>1</sup> Data has been updated to reflect the addition of data submitted by the Detroit Lakes Police Department but inadvertently left off of the Crime Book when initially published.

## 4.2.5 Human Trafficking

### 4.2.5.1 Background

The William Wilberforce Trafficking Victims Protection Reauthorization Act of 2008 requires the FBI to collect human trafficking offense data as Part I violent crimes. The act makes distinctions between assisting or promoting prostitution, purchasing prostitution, and prostitution. To comply with the Wilberforce Act, the FBI UCR Program added two Part I offenses, Human Trafficking – Commercial Sex Acts, and Human Trafficking – Involuntary Servitude. Minnesota human trafficking offense and arrest data for 2018 is included in this report.

2014 was the first full year this information was collected.

Some cases classified as Human Trafficking – Commercial Sex Acts involve a law enforcement officer posing online as a prostitute under age 18. An offender agrees to a commercial sex act with a person they believe is underage and a meeting is set up. The offender arrives at the meeting place and is arrested. In this type of case, when there isn't a real victim, the FBI has determined that law enforcement must report Unknown for the victim information.

### 4.2.5.2 Definitions

**Human Trafficking – Commercial Sex Acts** – Inducing a person by force, fraud, or coercion to participate in commercial sex acts, or in which the person induced to perform such act(s) has not attained 18 years of age.

**Human Trafficking – Involuntary Servitude** – The obtaining of a person(s) through recruitment, harboring, transportation, or provision, and subjecting such persons by force, fraud, or coercion into involuntary servitude, peonage, debt bondage, or slavery (not to include commercial sex acts).

### 4.2.5.3 Summary

- Agencies reported 183 incidents of Human Trafficking in 2018.
- Some agencies reported victim and offender data. Of the data reported, there were 176 Human Trafficking victims reported in 2018, of which 176 were reported under Commercial Sex Acts.
- The crime rate for human trafficking in 2018 was 3 per 100,000 population.

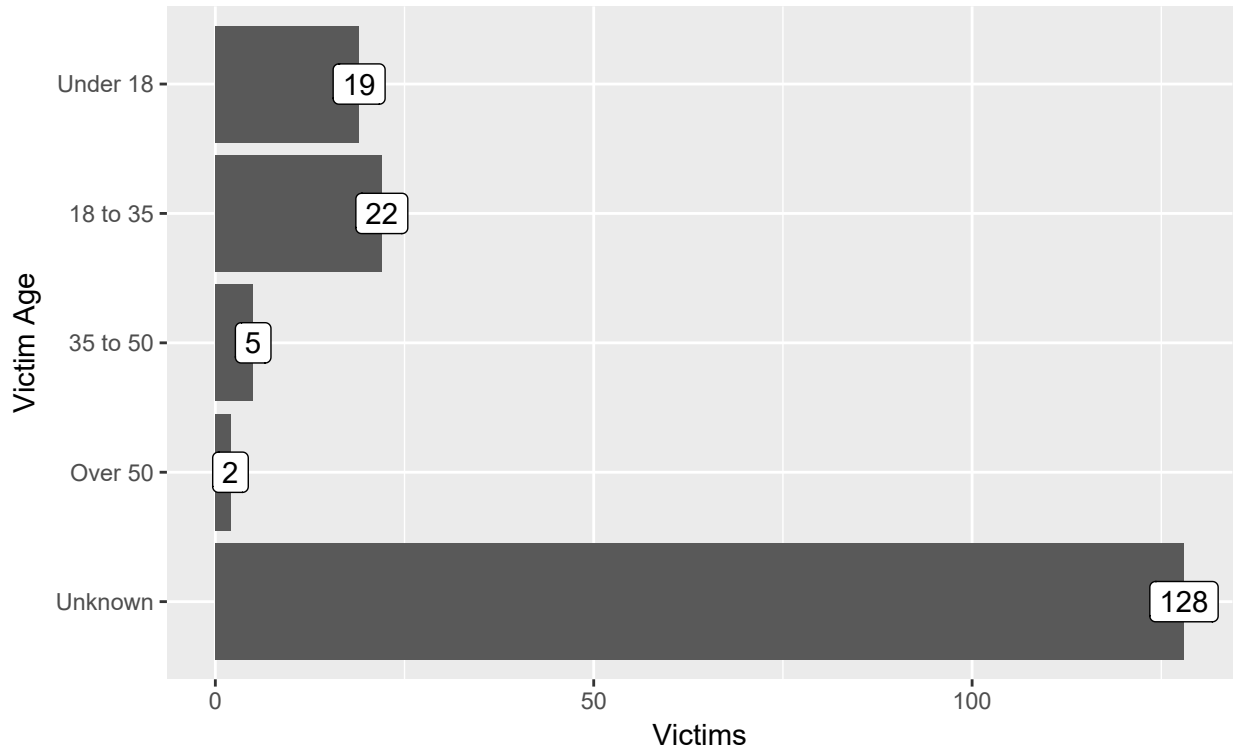


Figure 4.17: Human Trafficking Victims by Age

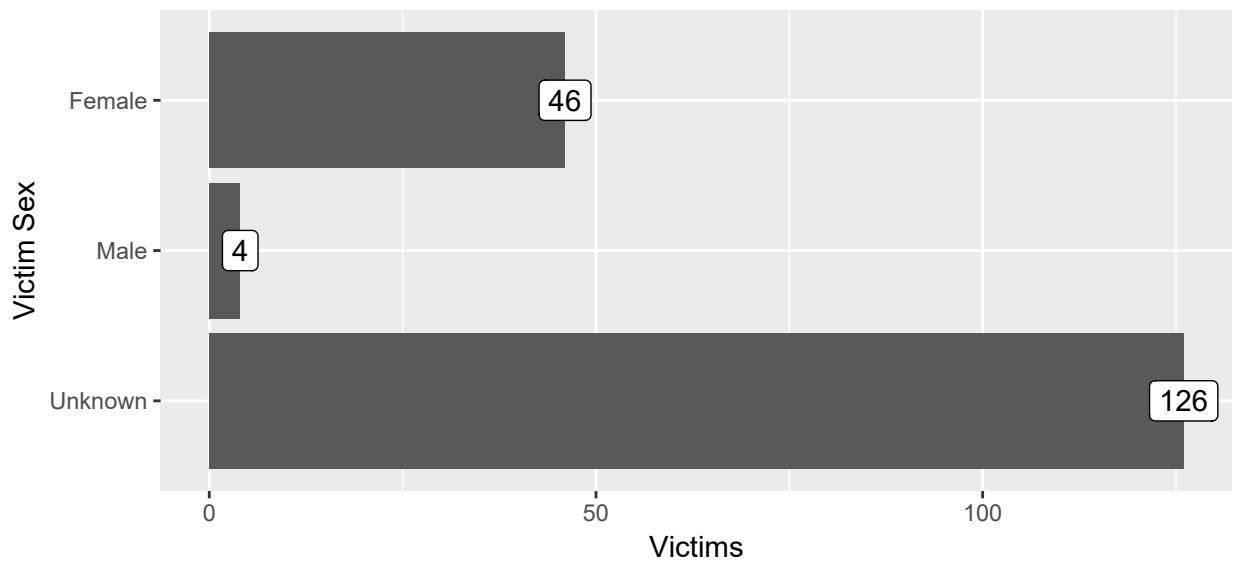


Figure 4.18: Human Trafficking Victims by Sex

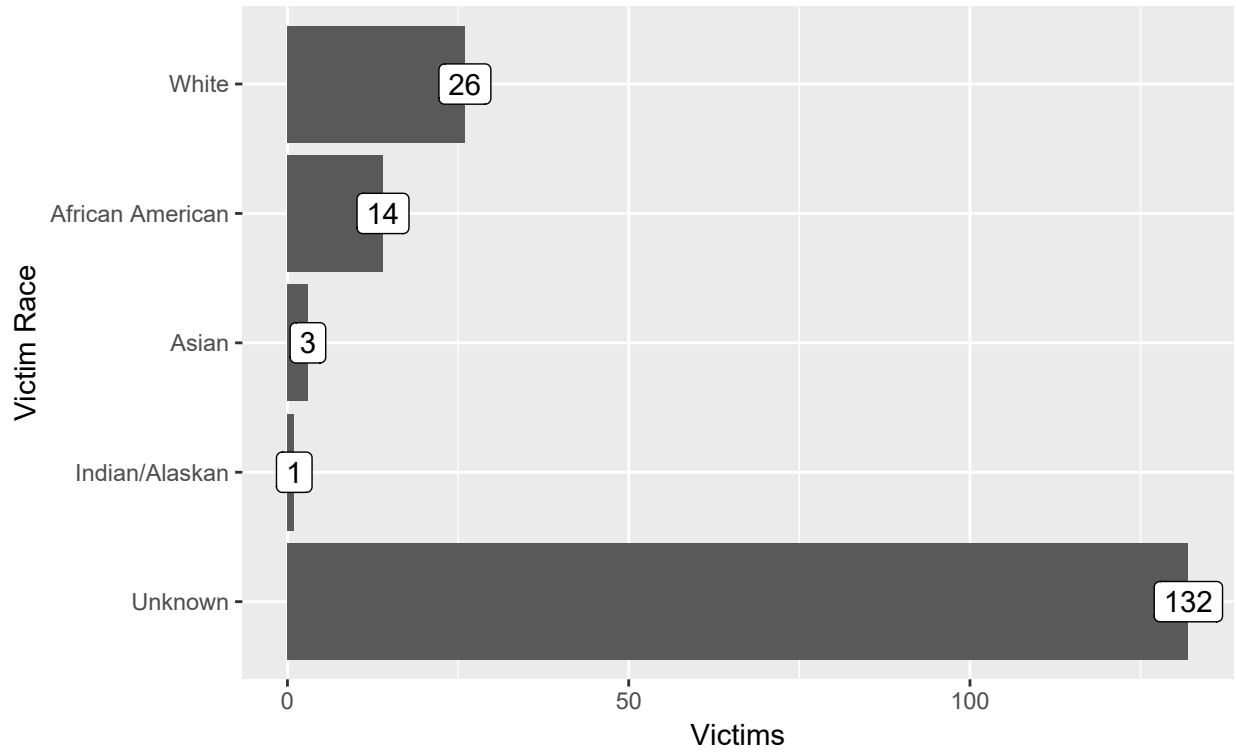


Figure 4.19: Human Trafficking Victims by Race

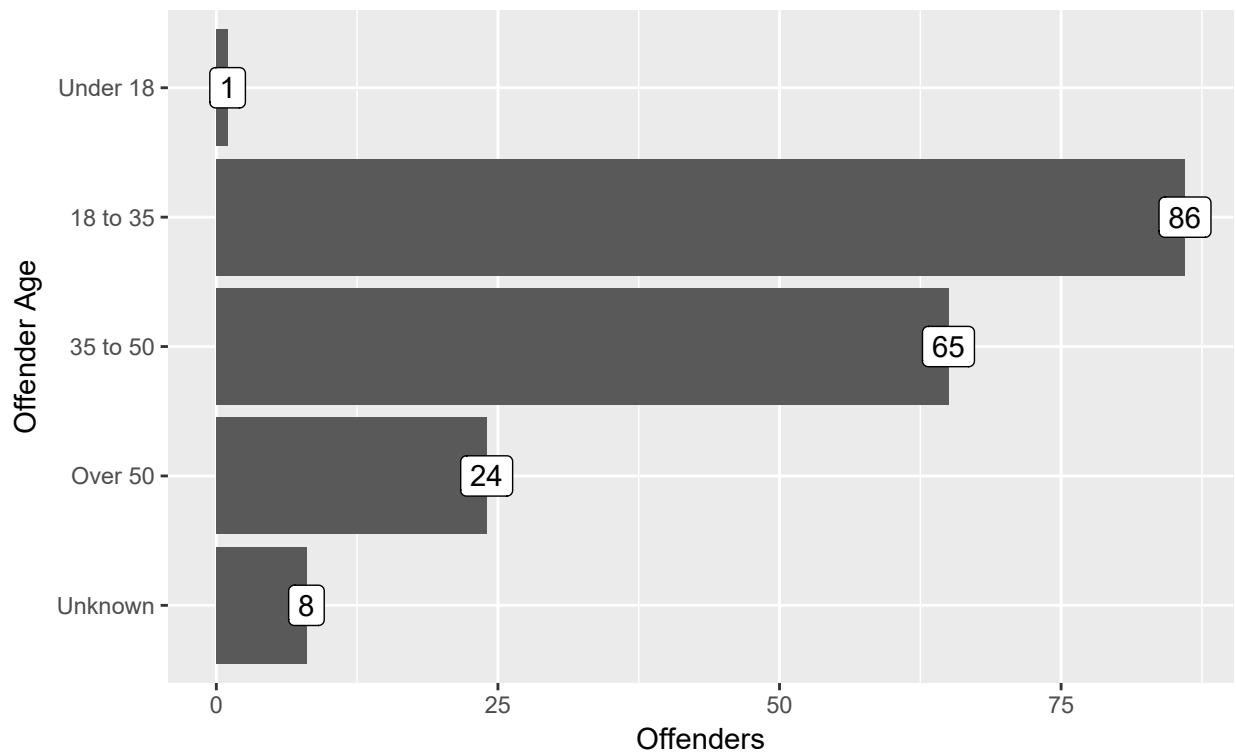


Figure 4.20: Human Trafficking Offenders by Age

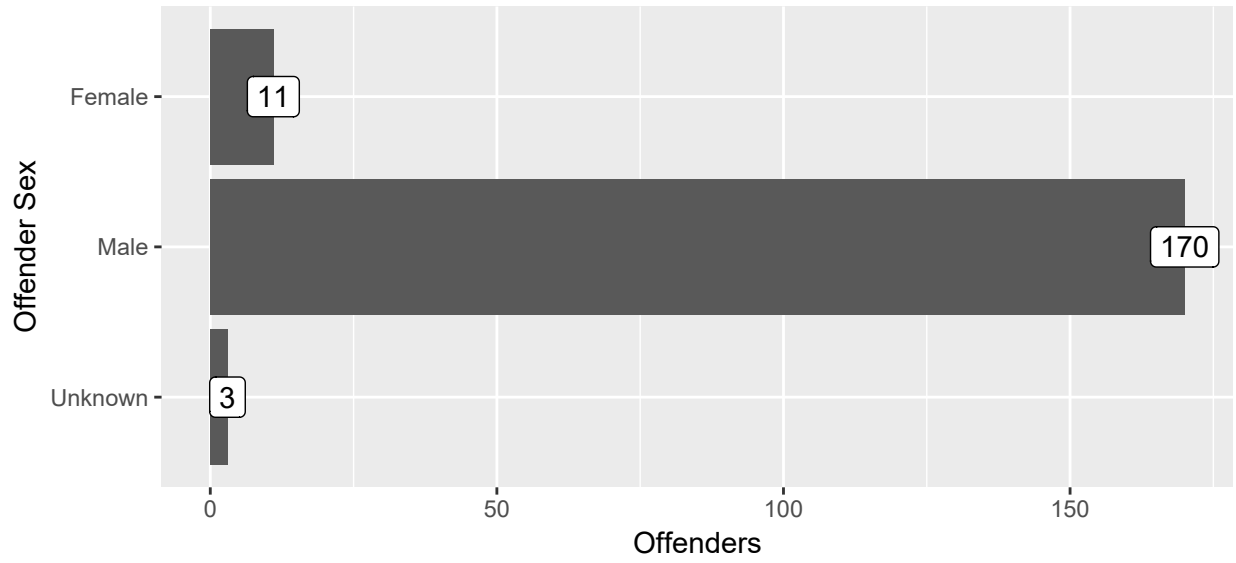


Figure 4.21: Human Trafficking Offenders by Sex

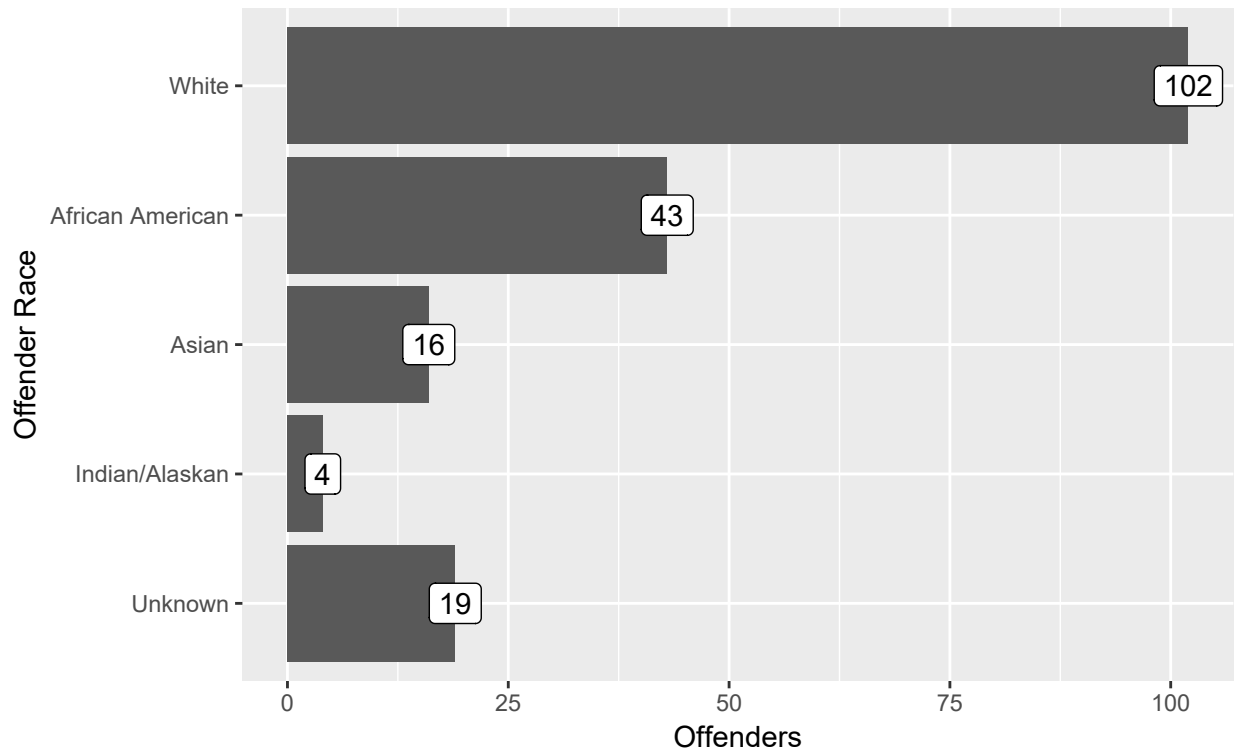


Figure 4.22: Human Trafficking Offenders by Race

## 4.3 CRIMES AGAINST PROPERTY

### 4.3.1 Burglary

Burglary is the unlawful entry or attempted forcible entry of a structure to commit a theft or felony, even though no force may have been used to gain entry. Burglary is divided into three separate classes:

- Forcible Entry
- Unlawful Entry - No Force
- Attempted Forcible Entry

Supplementary information is collected that denotes the time and place of occurrence.

#### 4.3.1.1 Summary Analysis<sup>1</sup>

- For the 16282 burglaries reported in 2018, 185 were listed as unfounded.
- 2334 burglaries were cleared by arrest in 2018, 186 of these by the arrest of a juvenile.
- The crime rate for burglary in 2018 represented 286.4 per 100,000 population.

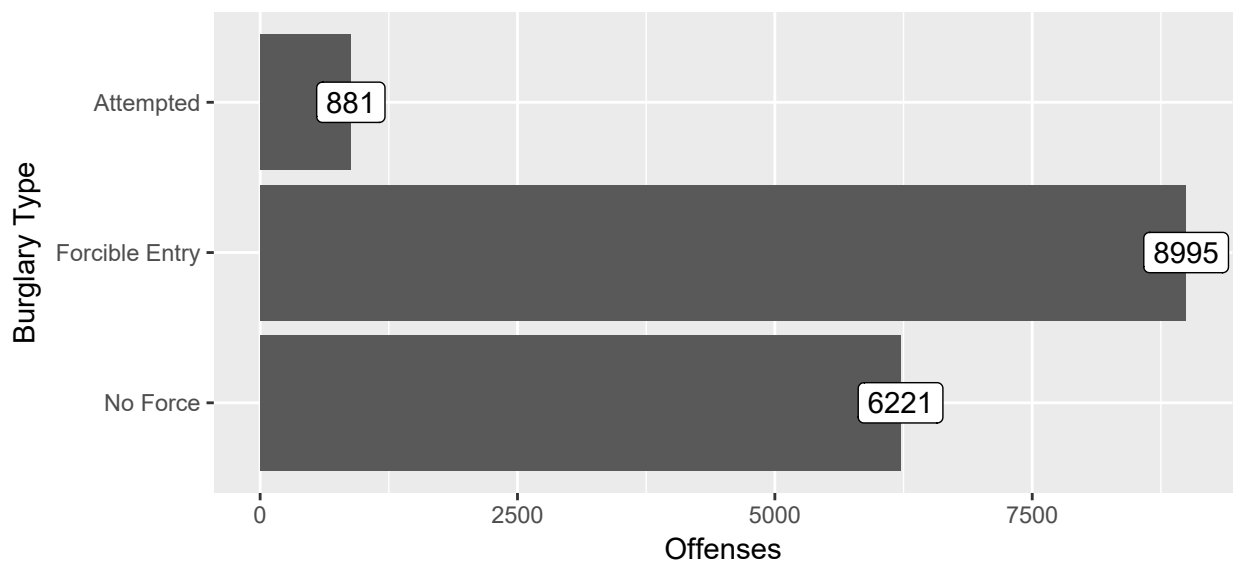


Figure 4.23: Types of Burglaries<sup>1</sup>

<sup>1</sup> Data has been updated to reflect the addition of data submitted by the Detroit Lakes Police Department but inadvertently left off of the Crime Book when initially published.

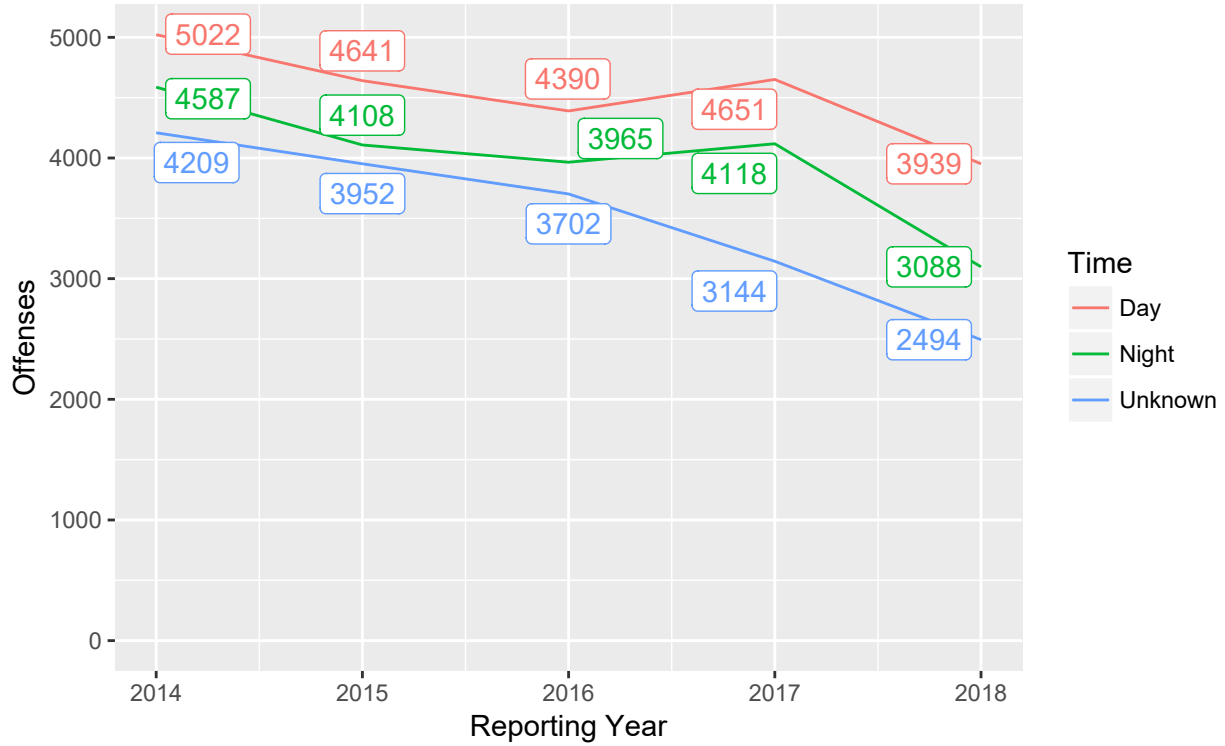


Figure 4.24: Residential Burglaries by Time of Day<sup>1</sup>

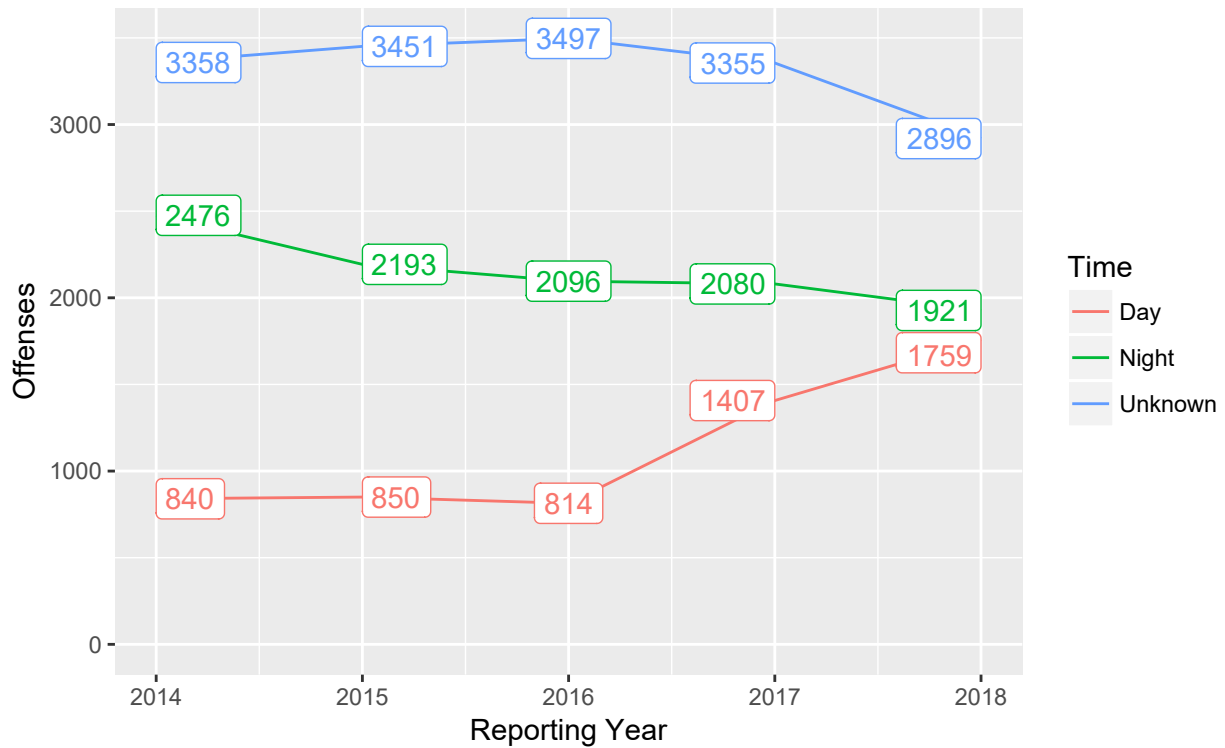


Figure 4.25: Non-Residential Burglaries by Time of Day<sup>1</sup>

<sup>1</sup> Data has been updated to reflect the addition of data submitted by the Detroit Lakes Police Department but inadvertently left off of the Crime Book when initially published.

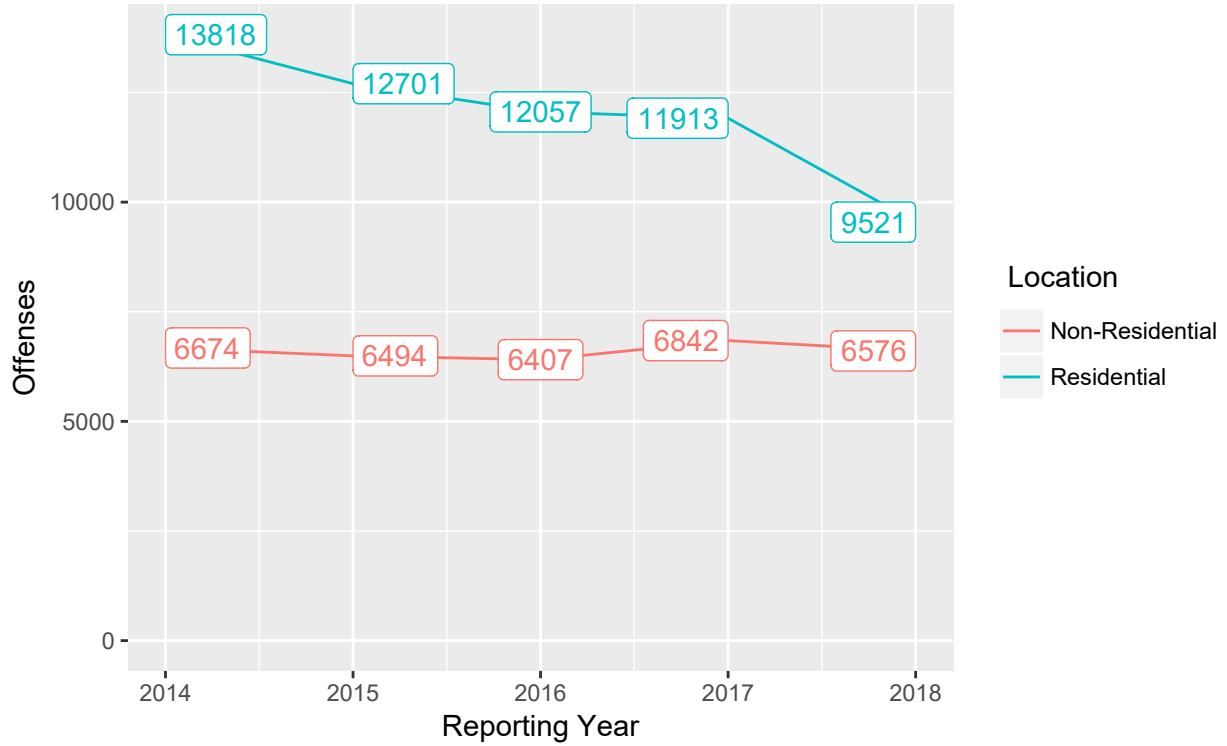


Figure 4.26: Burglaries by Location<sup>1</sup>

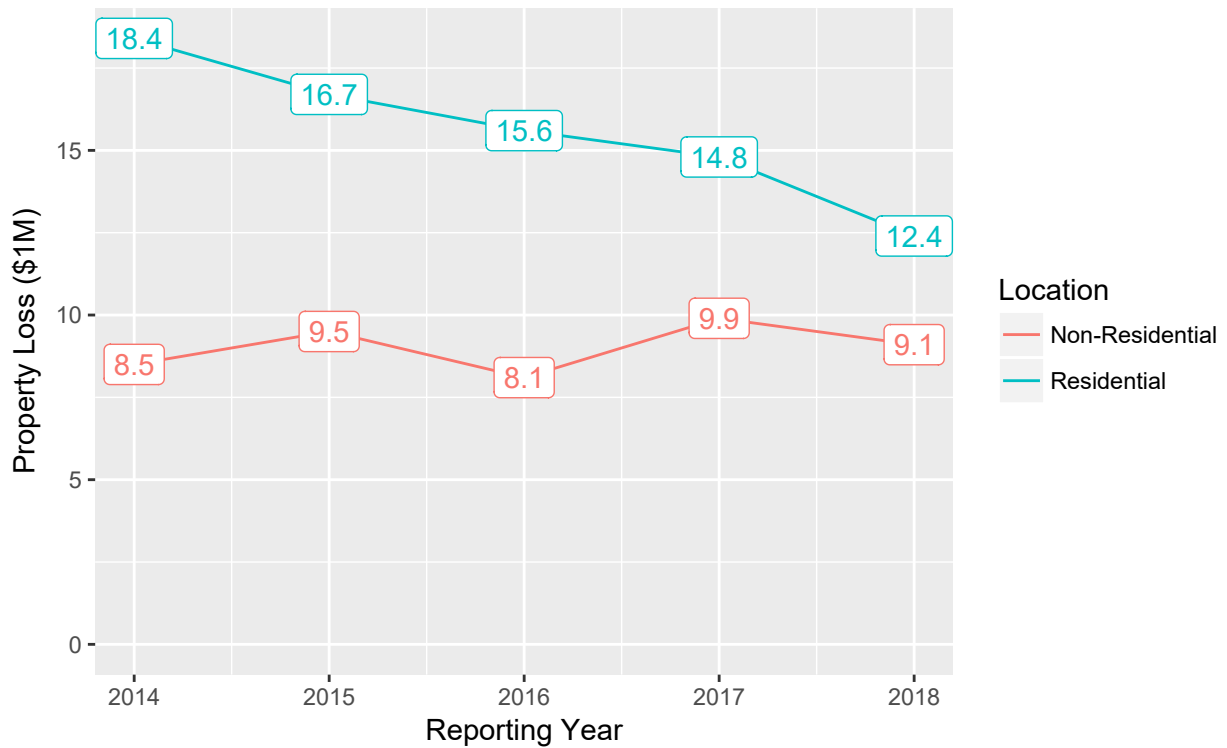


Figure 4.27: Burglary Losses by Location<sup>1</sup>

<sup>1</sup> Data has been updated to reflect the addition of data submitted by the Detroit Lakes Police Department but inadvertently left off of the Crime Book when initially published.

### 4.3.2 Larceny - Theft

Larceny - theft is the taking of the personal property of another with intent to permanently deprive them of ownership. Larceny data includes all offenses in which a theft or attempted theft occurred regardless of monetary loss assigned to the stolen property.

#### 4.3.2.1 Summary Analysis<sup>1</sup>

- For the 86499 larcenies reported in 2018, 1105 were listed as unfounded.
- There were 85394 actual larcenies that occurred in Minnesota in 2018.
- 24325 larcenies were cleared by arrest in 2018, 2407 of these by the arrest of a juvenile.
- The crime rate for larceny in 2018 represented 1519.1 per 100,000 population.

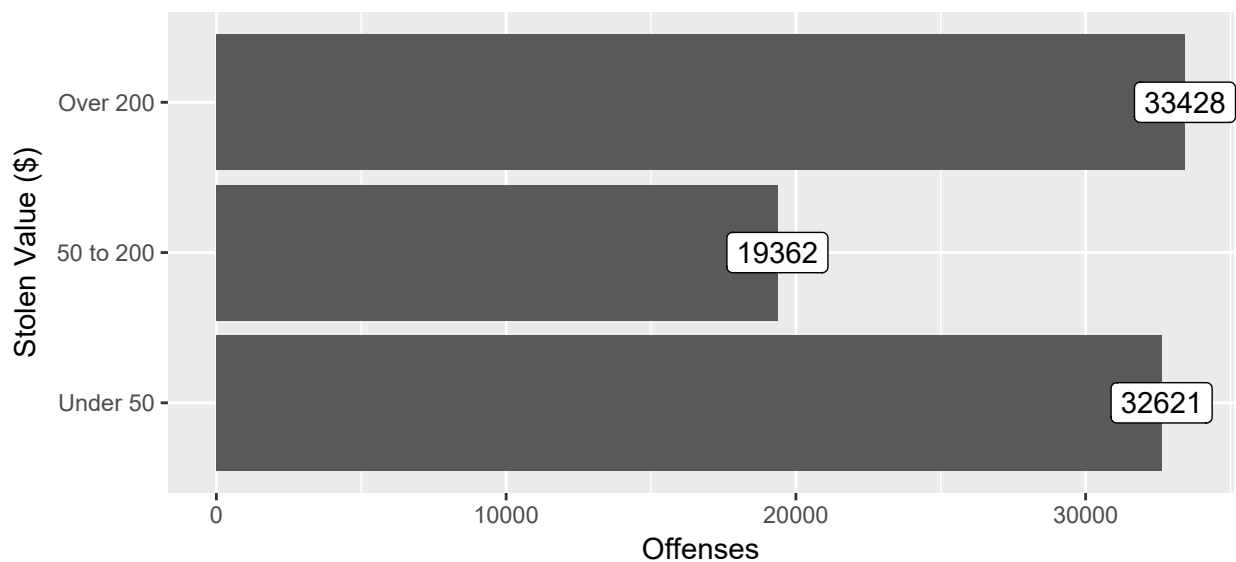


Figure 4.28: Larceny-Theft by Value<sup>1</sup>

<sup>1</sup> Data has been updated to reflect the addition of data submitted by the Detroit Lakes Police Department but inadvertently left off of the Crime Book when initially published.

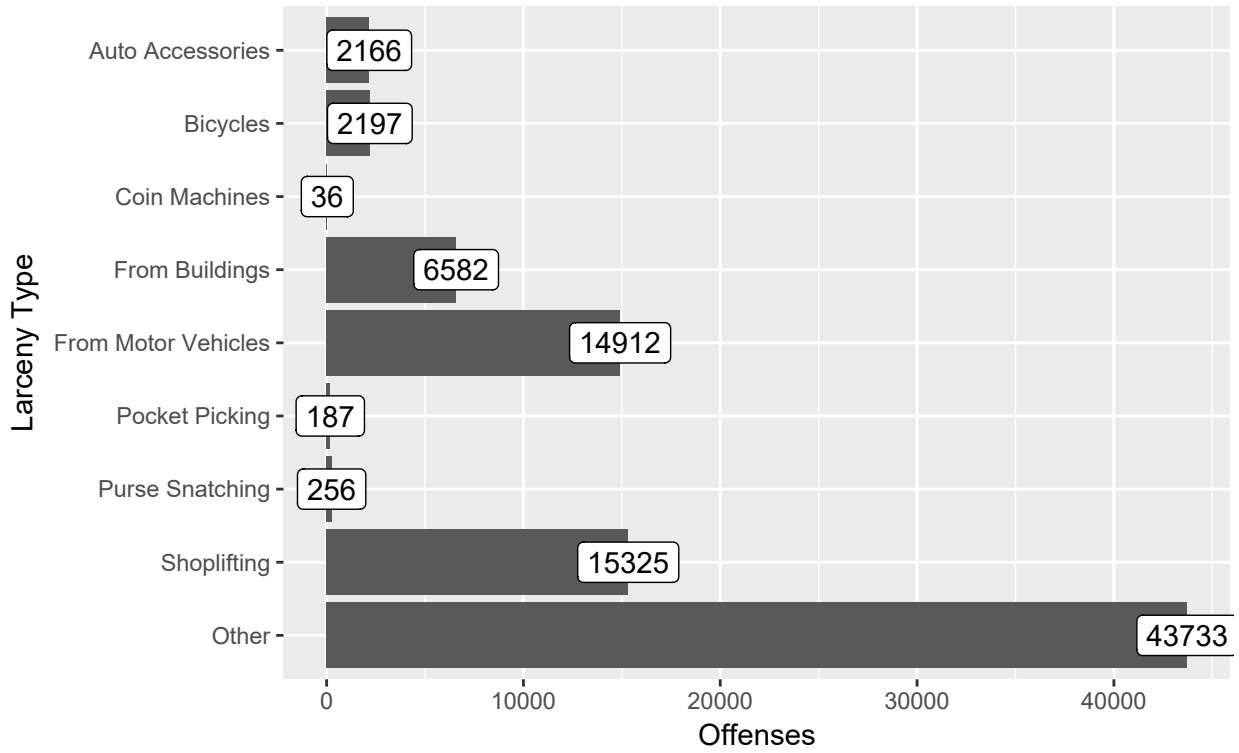


Figure 4.29: Larceny-Theft by Type<sup>1</sup>

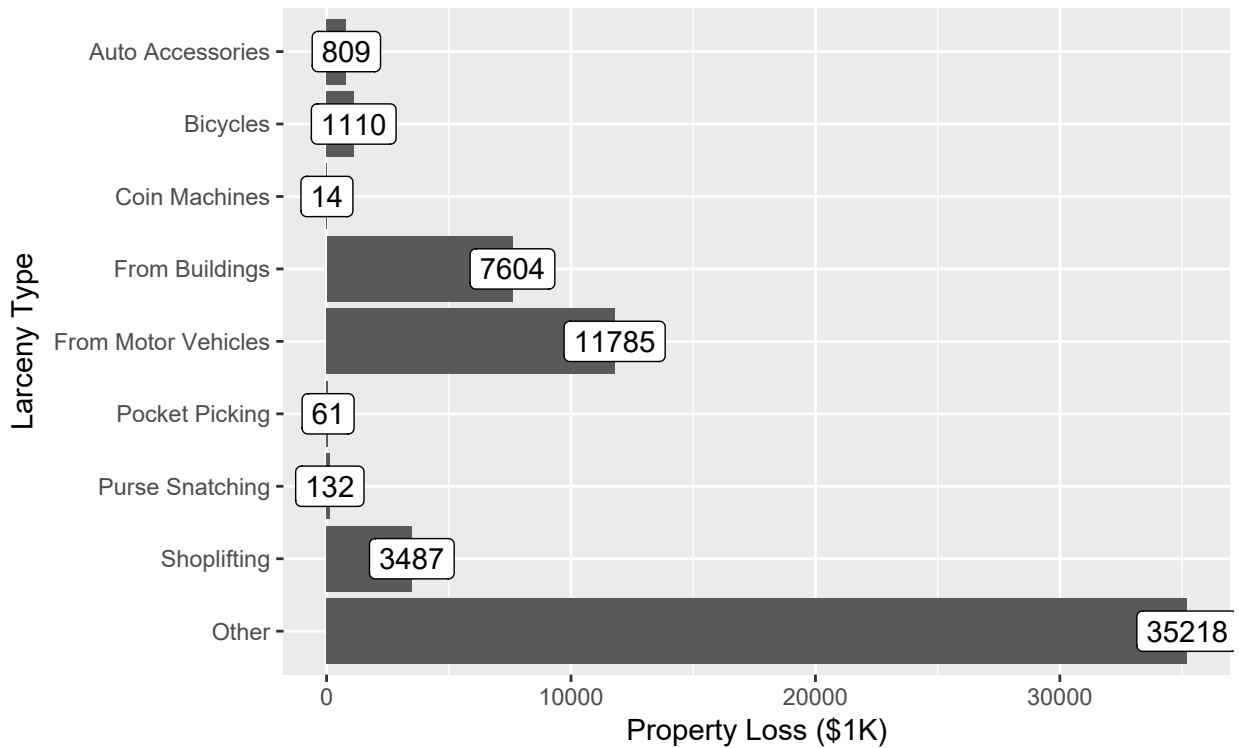


Figure 4.30: Total Larceny-Theft Property Loss by Type<sup>1</sup>

<sup>1</sup> Data has been updated to reflect the addition of data submitted by the Detroit Lakes Police Department but inadvertently left off of the Crime Book when initially published.

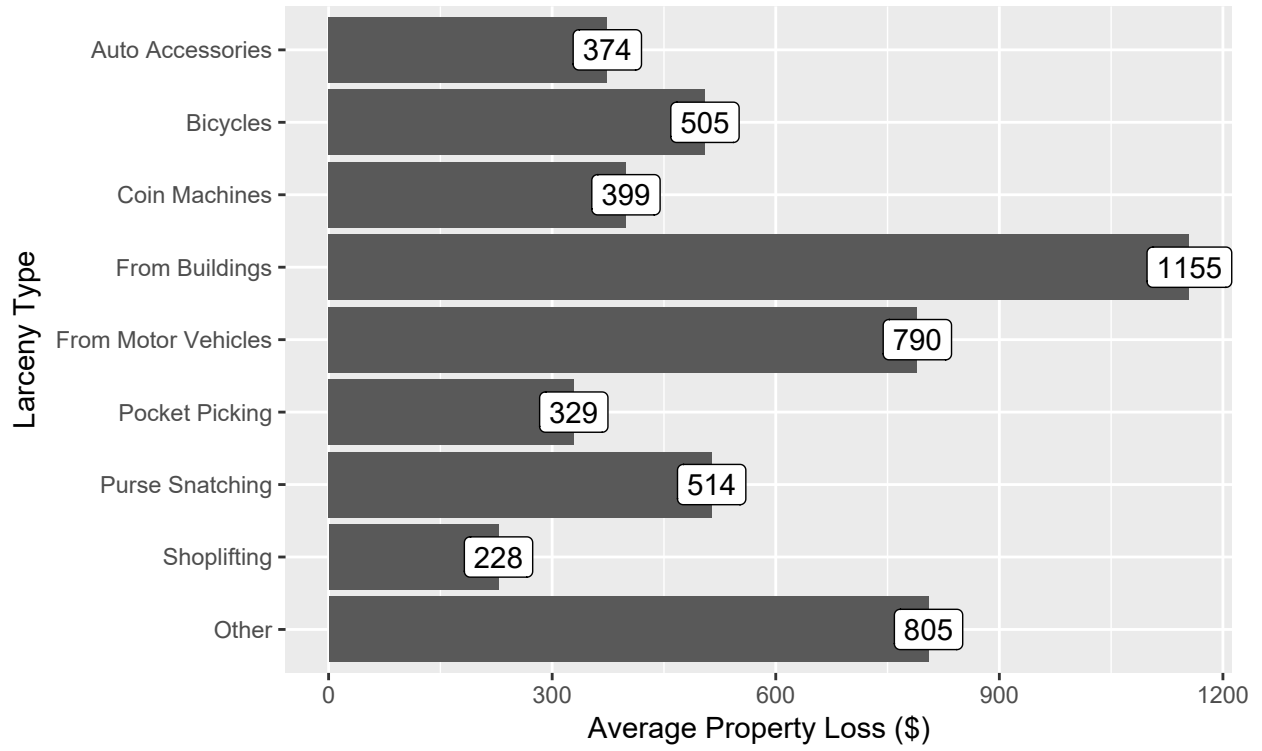


Figure 4.31: Average Larceny-Theft Property Loss by Type<sup>1</sup>

<sup>1</sup> Data has been updated to reflect the addition of data submitted by the Detroit Lakes Police Department but inadvertently left off of the Crime Book when initially published.

### 4.3.3 Motor Vehicle Theft

Motor Vehicle Theft is the larceny or attempted larceny of a motor vehicle, including automobiles, trucks/buses, and other vehicles such as snowmobiles, motorcycles, etc. “Joyriding” thefts are included under this category.

#### 4.3.3.1 Summary Analysis<sup>1</sup>

- For the 10408 motor vehicle thefts reported in 2018, 326 were listed as unfounded.
- There were 10082 actual motor vehicle thefts that occurred in Minnesota in 2018.
- 1709 motor vehicle thefts were cleared by arrest in 2018, 236 of these by the arrest of a juvenile.
- The crime rate for motor vehicle theft in 2018 represented 179.4 per 100,000 population.

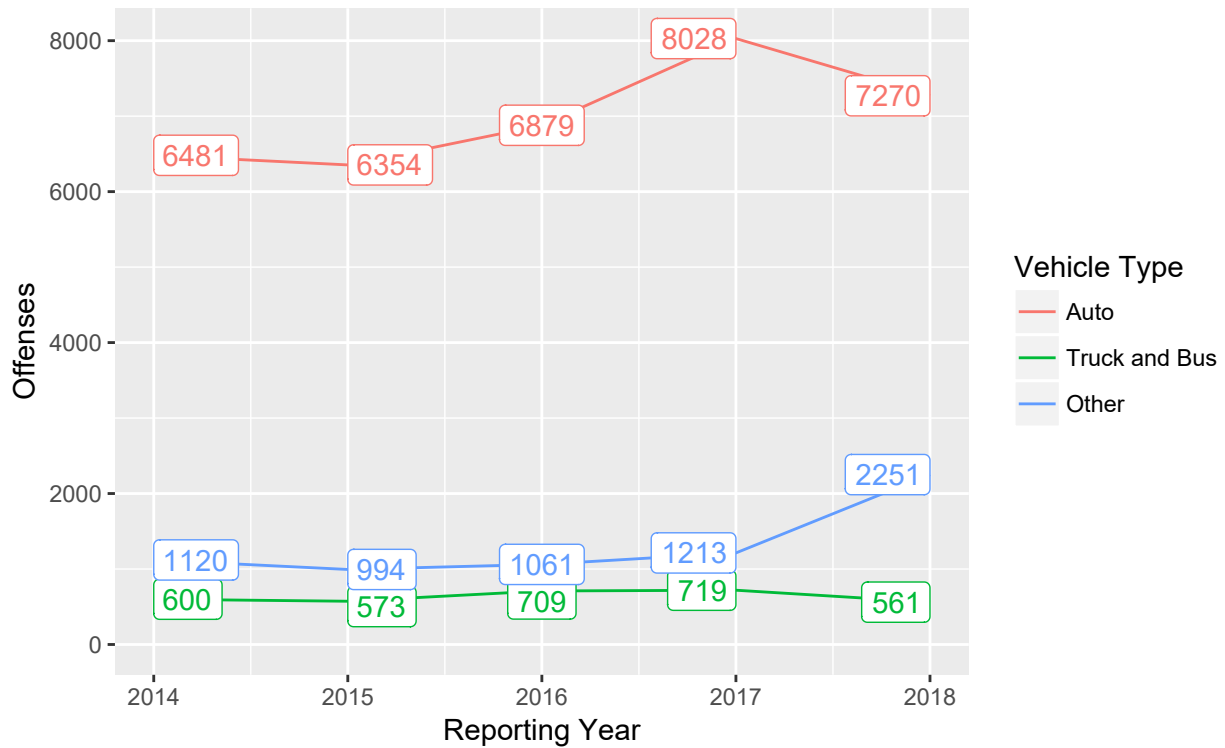


Figure 4.32: Stolen Vehicles by Type<sup>1</sup>

<sup>1</sup> Data has been updated to reflect the addition of data submitted by the Detroit Lakes Police Department but inadvertently left off of the Crime Book when initially published.

### 4.3.4 Arson

Arson is any willful or malicious burning or attempt to burn, with or without intent to defraud, a dwelling, public building, motor vehicle or aircraft, personal property of another, etc. Fires of suspicious or unknown origins are excluded.

This crime category is distinctive from other offenses in that all crimes of arson are to be reported, even if they occur in conjunction with another crime.

#### 4.3.4.1 Summary Analysis<sup>1</sup>

- For the 428 arsons reported in 2018, 2 were listed as unfounded.
- There were 426 actual arsons that occurred in Minnesota in 2018.
- 87 arsons were cleared by arrest in 2018, 17 of these by the arrest of a juvenile.
- The crime rate for arson in 2018 represented 7.6 per 100,000 population.

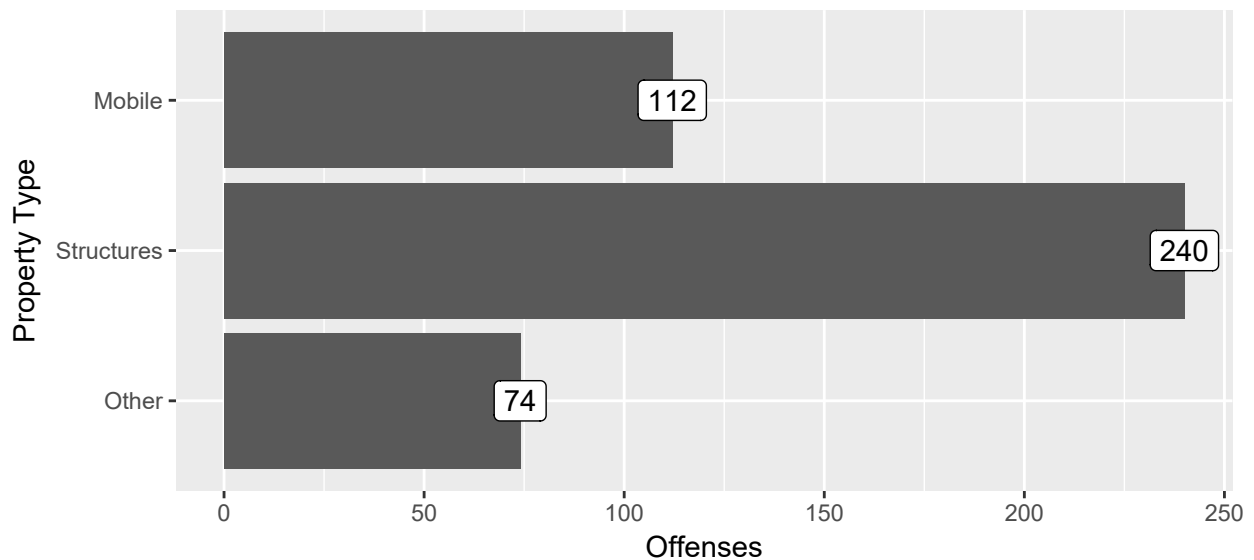


Figure 4.33: Arson by Property Type<sup>1</sup>

<sup>1</sup> Data has been updated to reflect the addition of data submitted by the Detroit Lakes Police Department but inadvertently left off of the Crime Book when initially published.



Figure 4.34: Total Estimated Property Value in Arson by Property Type<sup>1</sup>

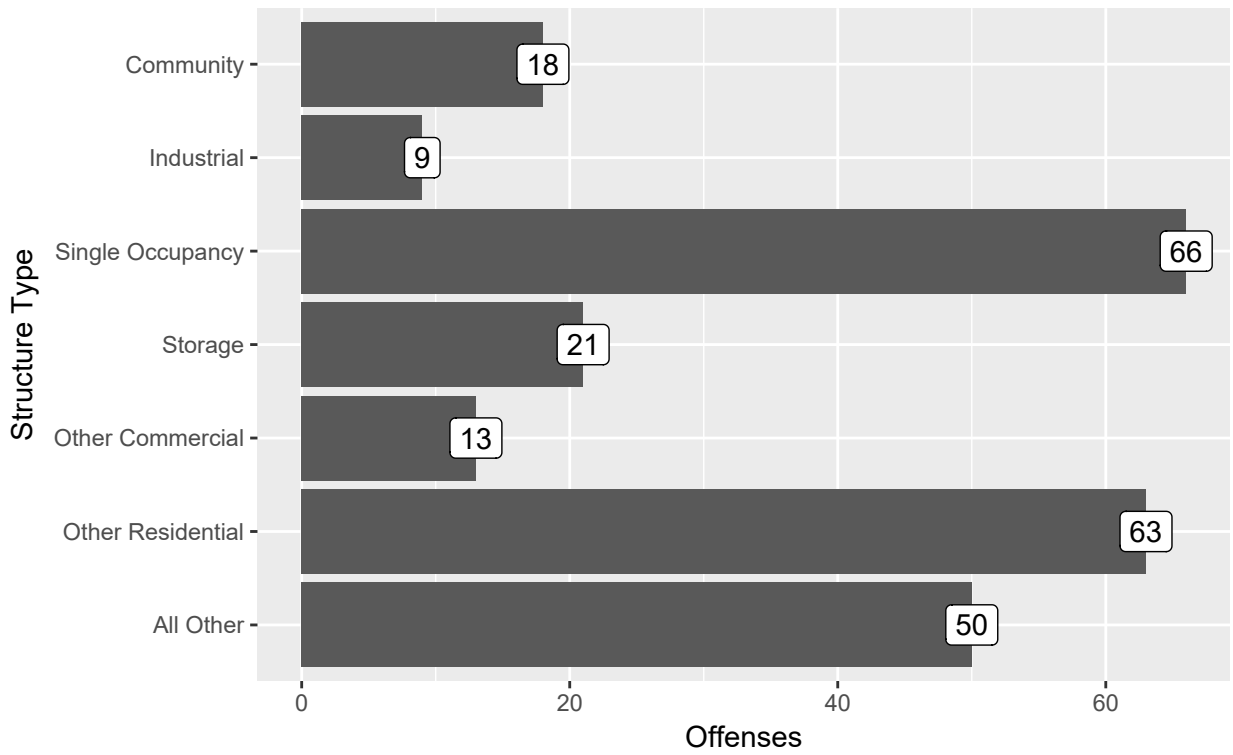


Figure 4.35: Arson by Structure Type<sup>1</sup>

<sup>1</sup> Data has been updated to reflect the addition of data submitted by the Detroit Lakes Police Department but inadvertently left off of the Crime Book when initially published.

### 4.3.5 Property Crime Value Information

Information on property stolen and recovered in Minnesota for the offenses of criminal homicide, rape, robbery, burglary, larceny and motor vehicle theft is reflected in the following tables and figures.

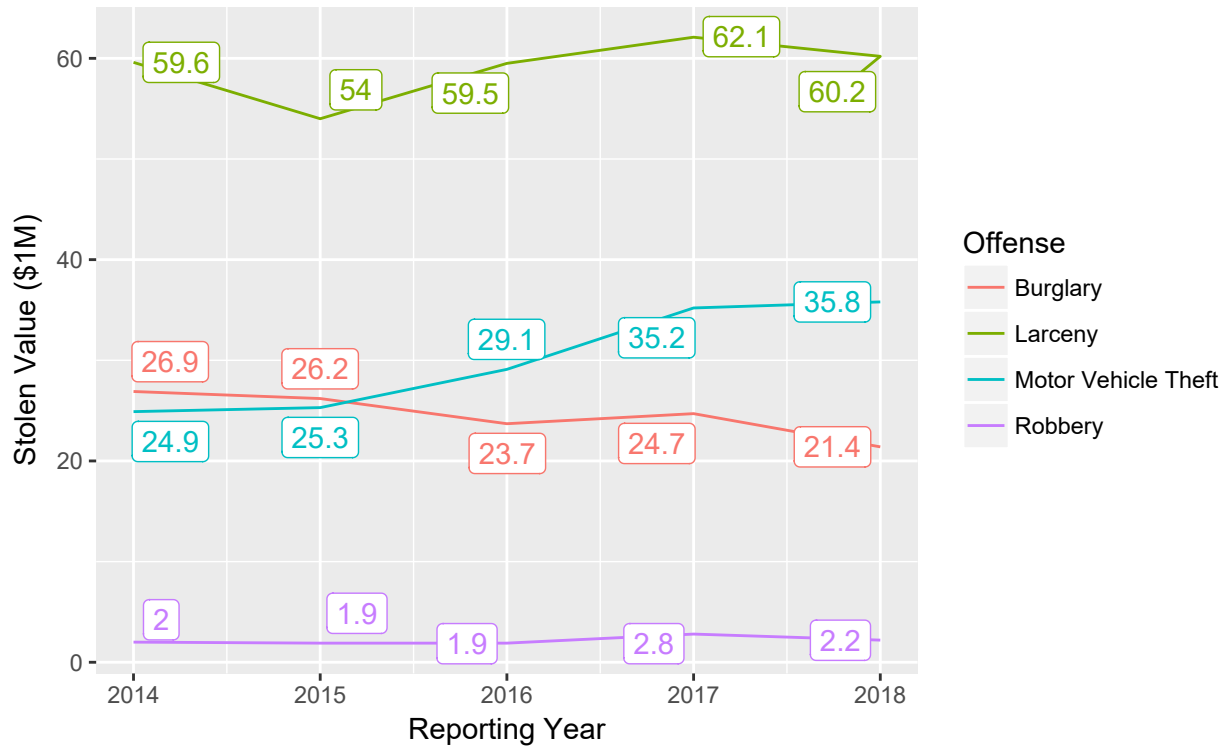


Figure 4.36: Total Estimated Stolen Value in Property Offenses<sup>1</sup>

<sup>1</sup> Data has been updated to reflect the addition of data submitted by the Detroit Lakes Police Department but inadvertently left off of the Crime Book when initially published.

Offense	Value
Murder	20
Rape	20
Robbery	2162
Burglary	21413
Larceny	60220
Motor Vehicle Theft	35763

Table 4.6: Property Stolen by Offense (\$1K)<sup>1</sup>

Property Type	Stolen	Recovered
Currency	16405	276
Jewelry	7756	444
Clothing	2986	975
Vehicles	41147	20937
Office Equipment	5110	215
TV/Radios/Stereos	3600	197
Firearms	853	122
Household Goods	971	28
Consumable Goods	2093	336
Livestock	46	47
Misc	43646	3355
Total	124612	26933

Table 4.7: Total Value of Property Stolen and Recovered (\$1K)<sup>1</sup>

---

<sup>1</sup> Data has been updated to reflect the addition of data submitted by the Detroit Lakes Police Department but inadvertently left off of the Crime Book when initially published.

## 4.4 ADDITIONAL STATEWIDE OFFENSE INFORMATION<sup>1</sup>

Offense	Reported	Unfounded	Actual Offenses	Crime Rate	Cleared	Cleared (%)
Murder	114	10	104	2	80	77
Rape	2763	97	2666	47	1020	38
Robbery	2959	16	2943	52	858	29
Aggravated Assault	6772	79	6693	119	3948	59
Burglary	16282	185	16097	286	2334	14
Larceny	86499	1105	85394	1519	24325	28
Motor Vehicle Theft	10408	326	10082	179	1709	17
Arson	428	2	426	8	87	20
Human Trafficking	183	2	181	3	166	92
Part I	126408	1822	124586	2215	34527	28
Other Assaults	25367	888	24479	435	16326	67
Forgery / Counterfeiting	5235	66	5169	92	1478	29
Fraud	21647	559	21088	375	5418	26
Embezzlement	42	0	42	1	20	48
Stolen Property	2093	5	2088	37	1584	76
Vandalism	27294	309	26985	480	5064	19
Weapons	3750	59	3691	66	1711	46
Prostitution	224	1	223	4	149	67
Other Sex Offenses	4054	230	3824	68	1512	40
Drug Abuse	21382	57	21325	379	18109	85
Gambling	48	0	48	1	27	56
Family / Children	6937	262	6675	119	1614	24
DUI	20635	16	20619	367	19822	96
Liquor Laws	4270	12	4258	76	4011	94
Disorderly Conduct	17264	459	16805	299	12056	72
Vagrancy	57	0	57	1	55	96
Other (except Traffic)	42316	975	41341	735	32316	78
Part II	202615	3898	198717	3535	121272	61
Curfew / Loitering (Juvenile)	328	2	326	6	302	93
Runaways (Juvenile)	3027	11	3016	54	2085	69
Part II Juvenile Offenses	3355	13	3342	59	2387	71
Grand Total	332378	5733	326645	5809	158186	48

Table 4.8: Statewide Offense and Clearance Information

**4.4.1 Crime Rate per 100,000 Inhabitants and Percent Cleared by Agency** This table is available for download ([xls](#))<sup>1</sup>.

**4.4.2 Crime Rate per 100,000 Inhabitants and Percent Cleared by Judicial District and County**  
This table is available for download ([xls](#))<sup>1</sup>.

### 4.4.3 Historical Crime Index Summary

This table is available for download ([xls](#))<sup>1</sup>.

<sup>1</sup> Data has been updated to reflect the addition of data submitted by the Detroit Lakes Police Department but inadvertently left off of the Crime Book when initially published.

## Chapter 5

# MINNESOTA ARREST INFORMATION

Arrest information submitted by Minnesota law enforcement agencies in 2018 is compiled into state totals in the categories of age, sex, and race factors. Data has also been tabulated for the specific kinds of drug abuse violations and the individuals involved.

### 5.1 STATEWIDE ARREST INFORMATION<sup>1</sup>

There were 148,705 arrests involving criminal offenses in Minnesota in 2018, with 105,628 males and 43,077 females arrested. There are also significant factors to consider when a arrest data is evaluated:

- There can be multiple persons arrested for the same offense.
- An arrest of one or more persons can be reported for an offense that occurred during a previous reporting period.

Juvenile arrests include individuals under 18 years of age at the time of arrest.

Juveniles constitute 13% (20,099) of all arrests during 2018 and account for 17% (5058) of the Part I arrests:

- 1% of Murder arrests
- 17% of Rape arrests
- 34% of Robbery arrests
- 10% of Aggravated Assault arrests
- 18% of Burglary arrests
- 16% of Larceny arrests
- 27% of Motor Vehicle Theft arrests
- 30% of Arson arrests

Following are a series of charts illustrating trends in arrests by the age, sex and race of the arrestee, and arrests by offense category for 2018. Total arrests of adults and juveniles for Part I and Part II Offenses are available as [county](#) and [agency](#) Totals. Cross tabulations of arrests are available by [age and sex](#) and [race and age](#). Age and sex crosstabulations are available by [county](#).

---

<sup>1</sup> Data has been updated to reflect the addition of data submitted by the Detroit Lakes Police Department but inadvertently left off of the Crime Book when initially published.

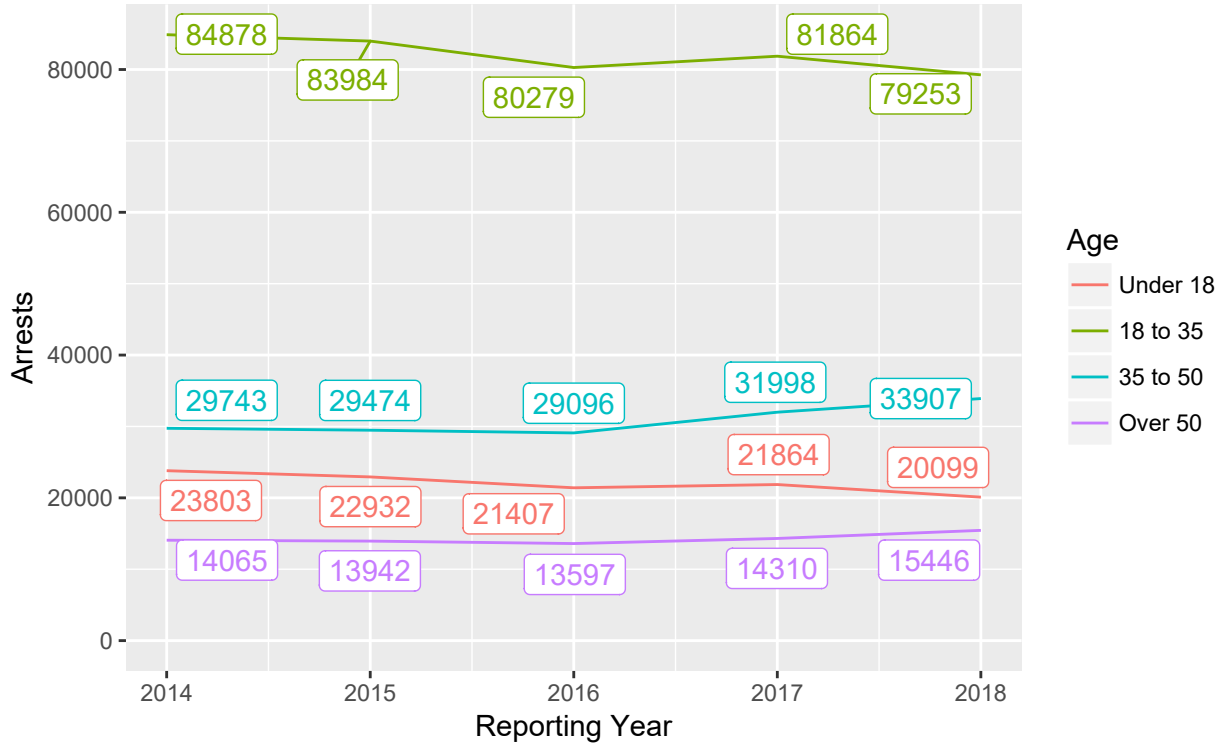


Figure 5.1: Arrests by Age<sup>1</sup>

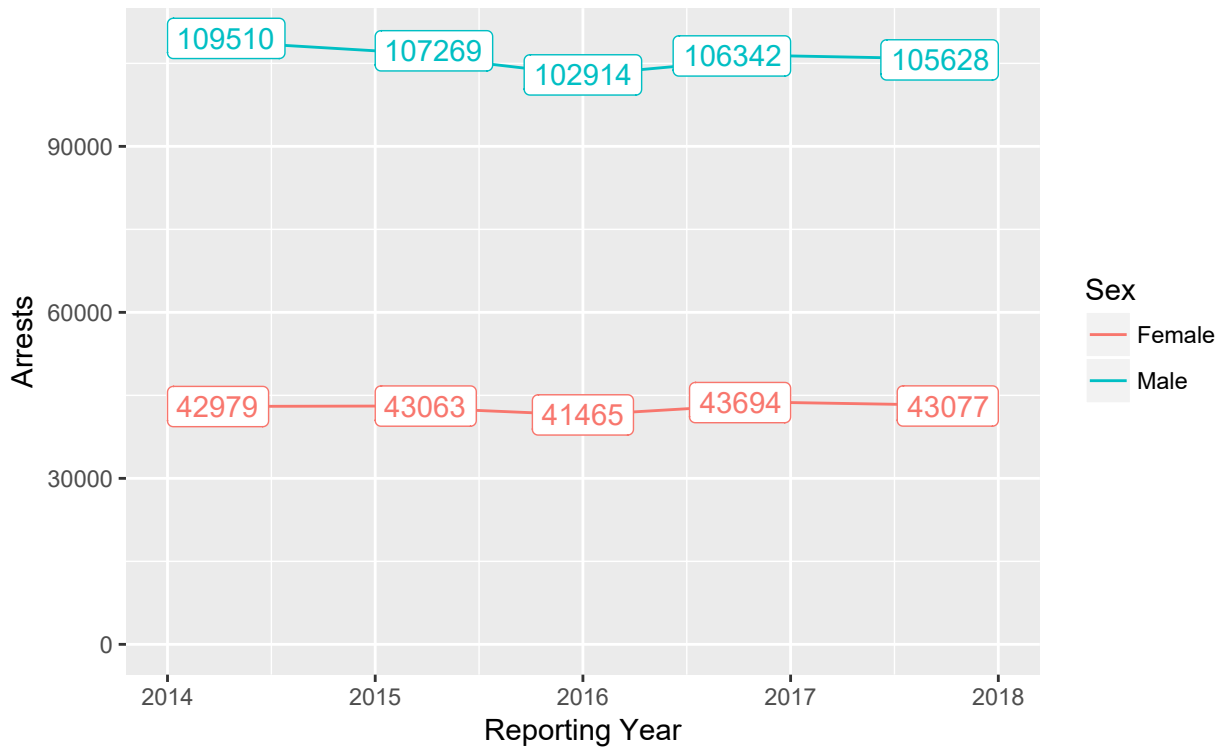


Figure 5.2: Arrests by Sex<sup>1</sup>

<sup>1</sup> Data has been updated to reflect the addition of data submitted by the Detroit Lakes Police Department but inadvertently left off of the Crime Book when initially published.

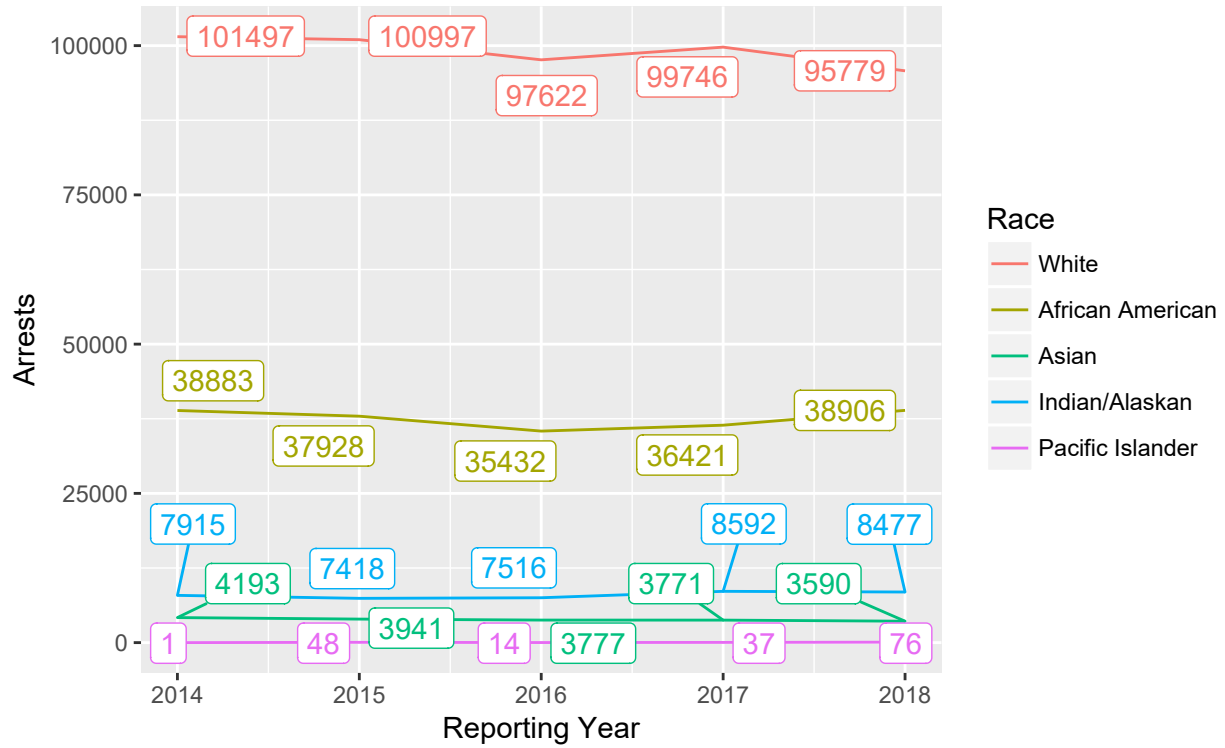


Figure 5.3: Arrests by Race<sup>1</sup>

<sup>1</sup> Data has been updated to reflect the addition of data submitted by the Detroit Lakes Police Department but inadvertently left off of the Crime Book when initially published.

CHAPTER 5. MINNESOTA ARREST INFORMATION

Offense	Male	Female	Total
Murder	92	9	101
Rape	581	17	598
Robbery	874	137	1011
Aggravated Assault	3031	759	3790
Burglary	1727	317	2044
Larceny	10897	9299	20196
Motor Vehicle Theft	1264	344	1608
Arson	77	25	102
Human Trafficking	170	11	181
Part I	18713	10918	29631
Other Assaults	11210	3700	14910
Forgery / Counterfeiting	689	405	1094
Fraud	2276	1196	3472
Embezzlement	9	6	15
Stolen Property	1527	450	1977
Vandalism	2119	570	2689
Weapons	1684	179	1863
Prostitution	66	32	98
Purchasing Prostitution	51	4	55
Other Sex Offenses	855	32	887
Drug Abuse	15003	5509	20512
Gambling	26	4	30
Family / Children	398	188	586
DUI	14593	5656	20249
Liquor Laws	4412	2654	7066
Disorderly Conduct	6379	2665	9044
Vagrancy	188	37	225
Other (except Traffic)	24903	8387	33290
Part II	86388	31674	118062
Curfew / Loitering (Juvenile)	317	143	460
Runaways (Juvenile)	243	340	583
Part II Juvenile Offenses	560	483	1043
Grand Total	105661	43075	148736

Table 5.1: Arrests by Sex and Offense<sup>1</sup>

<sup>1</sup> Data has been updated to reflect the addition of data submitted by the Detroit Lakes Police Department but inadvertently left off of the Crime Book when initially published.

Offense	Under 18	18 to 35	35 to 50	Over 50
Murder	2	66	22	11
Rape	103	313	127	55
Robbery	351	532	88	40
Aggravated Assault	414	2109	886	381
Burglary	385	1063	472	124
Larceny	3330	10288	4539	2039
Motor Vehicle Theft	441	860	249	58
Arson	31	41	19	11
Human Trafficking	1	85	62	27
Part I	5058	15357	6464	2746
Other Assaults	2434	7218	3777	1481
Forgery / Counterfeiting	28	631	343	92
Fraud	189	1892	984	407
Embezzlement	3	6	4	2
Stolen Property	298	1136	429	114
Vandalism	706	1365	460	158
Weapons	318	1134	307	104
Prostitution	0	38	35	25
Purchasing Prostitution	0	25	23	7
Other Sex Offenses	108	352	234	193
Drug Abuse	1715	13109	4408	1280
Gambling	2	21	2	5
Family / Children	15	338	171	62
DUI	154	10817	5647	3631
Liquor Laws	1606	4434	537	489
Disorderly Conduct	2120	3690	2000	1234
Vagrancy	108	67	39	11
Other (except Traffic)	4194	17618	8066	3412
Part II	13998	63891	27466	12707
Curfew / Loitering (Juvenile)	460	0	0	0
Runaways (Juvenile)	583	0	0	0
Part II Juvenile Offenses	1043	0	0	0
Grand Total	20099	79248	33930	15453

Table 5.2: Arrests by Age and Offense<sup>1</sup>

<sup>1</sup> Data has been updated to reflect the addition of data submitted by the Detroit Lakes Police Department but inadvertently left off of the Crime Book when initially published.

CHAPTER 5. MINNESOTA ARREST INFORMATION

Offense	White	African American	Asian	Indian/Alaskan	Pacific Islander	Total
Murder	42	46	8	4	0	100
Rape	417	134	16	15	1	583
Robbery	238	684	11	52	0	985
Aggravated Assault	1952	1393	123	262	3	3733
Burglary	1207	661	32	106	1	2007
Larceny	12126	6274	374	1222	9	20005
Motor Vehicle Theft	746	610	111	127	1	1595
Arson	70	25	2	0	0	97
Human Trafficking	102	42	14	5	0	163
Part I	16900	9869	691	1793	15	29268
Other Assaults	8936	4631	326	826	8	14727
Forgery / Counterfeiting	717	277	41	57	0	1092
Fraud	1911	1244	87	168	6	3416
Embezzlement	11	2	2	0	0	15
Stolen Property	1102	682	45	115	2	1946
Vandalism	1672	792	35	152	0	2651
Weapons	776	922	67	69	0	1834
Prostitution	47	39	11	1	0	98
Purchasing Prostitution	35	9	9	2	0	55
Other Sex Offenses	603	221	30	26	0	880
Drug Abuse	14468	4269	595	966	9	20307
Gambling	16	13	1	0	0	30
Family / Children	302	190	65	28	0	585
DUI	16833	2156	585	416	6	19996
Liquor Laws	5468	1054	132	304	6	6964
Disorderly Conduct	5797	2603	105	449	4	8958
Vagrancy	34	184	0	3	0	221
Other (except Traffic)	19608	9328	750	3064	20	32770
Part II	78336	28616	2886	6646	61	116545
Curfew / Loitering (Juvenile)	252	173	4	18	0	447
Runaways (Juvenile)	295	250	16	20	0	581
Part II Juvenile Offenses	547	423	20	38	0	1028
Grand Total	95783	38908	3597	8477	76	146841

Table 5.3: Arrests by Race and Offense<sup>1</sup>

<sup>1</sup> Data has been updated to reflect the addition of data submitted by the Detroit Lakes Police Department but inadvertently left off of the Crime Book when initially published.

## 5.2 DRUG ABUSE ARREST INFORMATION<sup>1</sup>

Drug Abuse violations for the state in 2018 involved 20,512 arrests, with 15,003 males and 5,509 females arrested.

Drug Abuse arrests are further categorized by the type of drug involved:

- Opium or cocaine and their derivatives (morphine, heroin, codeine etc.)
- Marijuana
- Synthetic narcotics - manufactured narcotics that can cause true addiction (demerol, methadone, fentanyl, etc.)
- Other - includes dangerous nonnarcotic drugs (barbiturates, benzedrine, etc.) and methamphetamine.

Summaries of Drug Abuse Arrests by agency and region for 2018 are available by [county](#) and [agency](#).

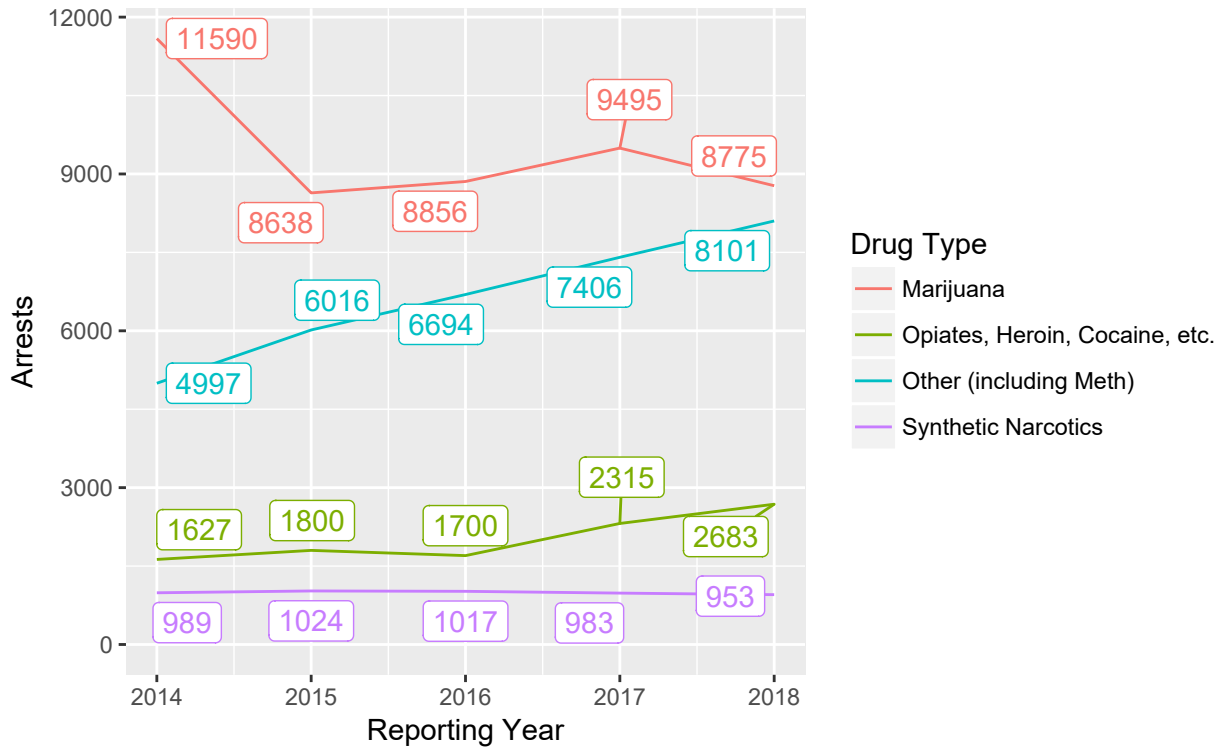


Figure 5.4: Drug Abuse Arrests by Drug Type<sup>1</sup>

<sup>1</sup> Data has been updated to reflect the addition of data submitted by the Detroit Lakes Police Department but inadvertently left off of the Crime Book when initially published.

CHAPTER 5. MINNESOTA ARREST INFORMATION

Drug Type	Male	Female	Total
Marijuana	6813	1962	8775
Opiates, Heroin, Cocaine, etc.	1967	716	2683
Other (including Meth)	5493	2608	8101
Synthetic Narcotics	730	223	953
Total	15003	5509	20512

Table 5.4: Drug Abuse Arrests by Sex and Drug Type<sup>1</sup>

Drug Type	Under 18	18 to 35	35 to 50	Over 50
Marijuana	1466	6082	968	259
Opiates, Heroin, Cocaine, etc.	67	1690	691	235
Other (including Meth)	152	4746	2486	717
Synthetic Narcotics	30	591	263	69
Total	1715	13109	4408	1280

Table 5.5: Drug Abuse Arrests by Age and Drug Type<sup>1</sup>

Drug Type	White	African American	Asian	Indian/Alaskan	Pacific Islander	Total
Marijuana	5936	2366	206	176	5	8689
Opiates, Heroin, Cocaine, etc.	1658	740	91	174	0	2663
Other (including Meth)	6334	912	180	576	4	8006
Synthetic Narcotics	540	251	118	40	0	949
Total	14468	4269	595	966	9	20307

Table 5.6: Drug Abuse Arrests by Race and Drug Type<sup>1</sup>

Table 5.7: Arrests for Drug Abuse Sale<sup>1</sup>

Reporting Year	Marijuana	Opiates, Heroin, Cocaine, etc.	Other (including Meth)	Synthetic Narcotics
2014	4753	245	2246	99
2015	1809	201	1711	97
2016	2330	226	1997	98
2017	1932	199	1900	59
2018	1704	192	2399	83

Table 5.8: Arrests for Drug Abuse Possession<sup>1</sup>

Reporting Year	Marijuana	Opiates, Heroin, Cocaine, etc.	Other (including Meth)	Synthetic Narcotics
2014	6837	1382	2751	890
2015	6829	1599	4305	927
2016	6526	1474	4697	919
2017	7563	2116	5506	924
2018	7071	2491	5702	870

<sup>1</sup> Data has been updated to reflect the addition of data submitted by the Detroit Lakes Police Department but inadvertently left off of the Crime Book when initially published.

## Chapter 6

# COMPARISON OF METRO-NONMETRO OFFENSES AND ARRESTS

Metro-nonmetro crime comparisons were new to the Minnesota Uniform Crime Report in 2015 and replaced urban-rural comparisons.

Urban was defined as any area served by a police department, while rural was any area served by a sheriff's office. As a result, when using urban-rural designations, towns with small populations were classified as urban and large sheriff's offices such as the Hennepin County Sheriff's Office were considered rural. The FBI uses metro and nonmetro designations because they are more accurate than urban and rural designations.

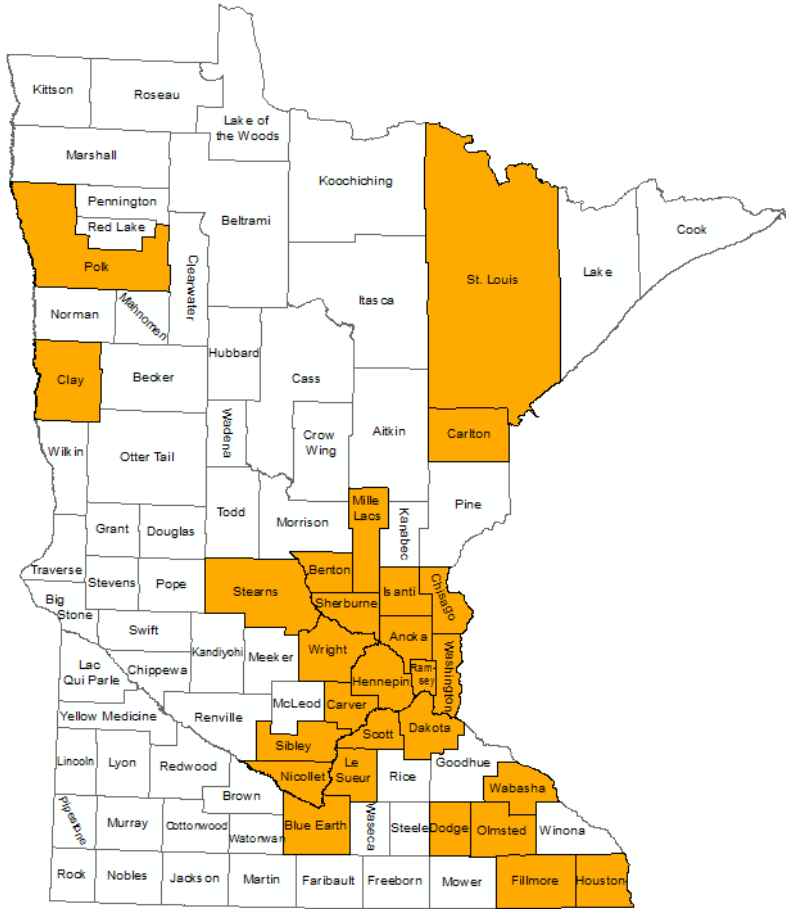
For the purposes of the Minnesota Uniform Crime Report, metro areas contain a principal city or urban area with a population of at least 50,000 people. The reporting area includes the principal city; the county in which the city is located; and other adjacent counties with a high degree of economic and social integration with the principal city and county. (FBI Crime in the United States).

A nonmetro designation includes county law enforcement agencies that are not associated with a metro area.

Metro and nonmetro information is used to analyze and present statistical data about areas with major population centers compared with less populated areas.

The metro and nonmetro information gives a general indication of crime based on population density but does not represent data that can be applied to any one specific agency. Variations in crime are caused by a multitude of crime factors. The information presented in this section lists the numbers of specific criminal offenses reported to metro and nonmetro law enforcement agencies. For jurisdictional reasons, Capitol Security and State Patrol figures are excluded from this section of the report.

Of additional value is the ratio of metro to nonmetro crime offenses. The ratio is the number of one particular criminal offense in metro areas compared with the number of the same offense for nonmetro areas. For example, a ratio of 5:1 aggravated assaults indicates that for every 5 offenses of aggravated assault in a metro area, nonmetro areas experienced one aggravated assault.



Metropolitan Area Center	Counties Included
Duluth	Carlton, St. Louis
Fargo	Clay
Grand Forks	Polk
La Crosse-Onalaska	Houston
Mankato-North Mankato	Blue Earth, Nicollet
Minneapolis-St. Paul-Bloomington	Anoka, Carver, Chisago, Dakota, Hennepin, Isanti, Le Sueur, Mille Lacs, Ramsey, Scott, Sherburne, Sibley, Washington, Wright
Rochester	Dodge, Fillmore, Olmsted, Wabasha
St. Cloud	Benton, Stearns

Table 6.1: Metropolitan Counties

Table 6.2: Metro and Nonmetro Offenses and Clearances<sup>1</sup>

Offense	Offenses	Metro		Offenses	Non-Metro	
		Cleared	Cleared (%)		Cleared	Cleared (%)
Murder	85	65	76	19	15	79
Rape	2087	724	35	579	296	51
Robbery	2689	753	28	254	105	41
Aggravated Assault	5520	3017	55	1173	931	79
Burglary	12954	1714	13	3143	620	20
Larceny	72064	19722	27	13330	4603	35
Motor Vehicle Theft	8869	1270	14	1213	439	36
Arson	370	63	17	56	24	43
Human Trafficking	106	95	90	17	14	82
Part I	104744	27423	26	19784	7047	36
Other Assaults	18016	11839	66	6463	4487	69
Forgery / Counterfeiting	4303	1144	27	866	334	39
Fraud	17135	3254	19	3953	2164	55
Embezzlement	34	19	56	8	1	12
Stolen Property	1690	1323	78	398	261	66
Vandalism	20993	3515	17	5992	1549	26
Weapons	3235	1337	41	456	374	82
Prostitution	198	131	66	25	18	72
Other Sex Offenses	3058	1097	36	766	415	54
Drug Abuse	16123	13402	83	5202	4707	90
Gambling	44	25	57	4	2	50
Family / Children	5754	1061	18	921	553	60
DUI	15911	15304	96	4708	4518	96
Liquor Laws	3001	2806	94	1257	1205	96
Disorderly Conduct	12371	8492	69	4434	3564	80
Vagrancy	37	35	95	20	20	100
Other (except Traffic)	30643	23188	76	10698	9128	85
Part II	152546	87972	58	46171	33300	72
Curfew / Loitering (Juvenile)	308	287	93	18	15	83
Runaways (Juvenile)	2457	1606	65	559	479	86
Part II Juvenile Offenses	2765	1893	68	577	494	86
Grand Total	260055	117288	45	66532	40841	61

Metro and Nonmetro stolen and recovered value is available by [property type](#)<sup>1</sup>.

Metro and Nonmetro offenses are available by [population group](#)<sup>1</sup>.

<sup>1</sup> Data has been updated to reflect the addition of data submitted by the Detroit Lakes Police Department but inadvertently left off of the Crime Book when initially published.

Offense	Metro Crime Rate	Nonmetro Crime Rate	Ratio Metro:Nonmetro Offenses
Murder	2	2	4:1
Rape	48	47	4:1
Robbery	61	21	11:1
Aggravated Assault	126	95	5:1
Burglary	295	255	4:1
Larceny	1642	1081	5:1
Motor Vehicle Theft	202	98	7:1
Arson	8	5	7:1
Human Trafficking	2	1	6:1
Part I	2387	1605	5:1
Other Assaults	411	524	3:1
Forgery / Counterfeiting	98	70	5:1
Fraud	390	321	4:1
Embezzlement	1	1	4:1
Stolen Property	39	32	4:1
Vandalism	478	486	4:1
Weapons	74	37	7:1
Prostitution	5	2	8:1
Other Sex Offenses	70	62	4:1
Drug Abuse	367	422	3:1
Gambling	1	0	11:1
Family / Children	131	75	6:1
DUI	363	382	3:1
Liquor Laws	68	102	2:1
Disorderly Conduct	282	360	3:1
Vagrancy	1	2	2:1
Other (except Traffic)	698	868	3:1
Part II	3476	3746	3:1
Curfew / Loitering (Juvenile)	7	1	17:1
Runaways (Juvenile)	56	45	4:1
Part II Juvenile Offenses	63	47	5:1
Grand Total	5925	5398	4:1

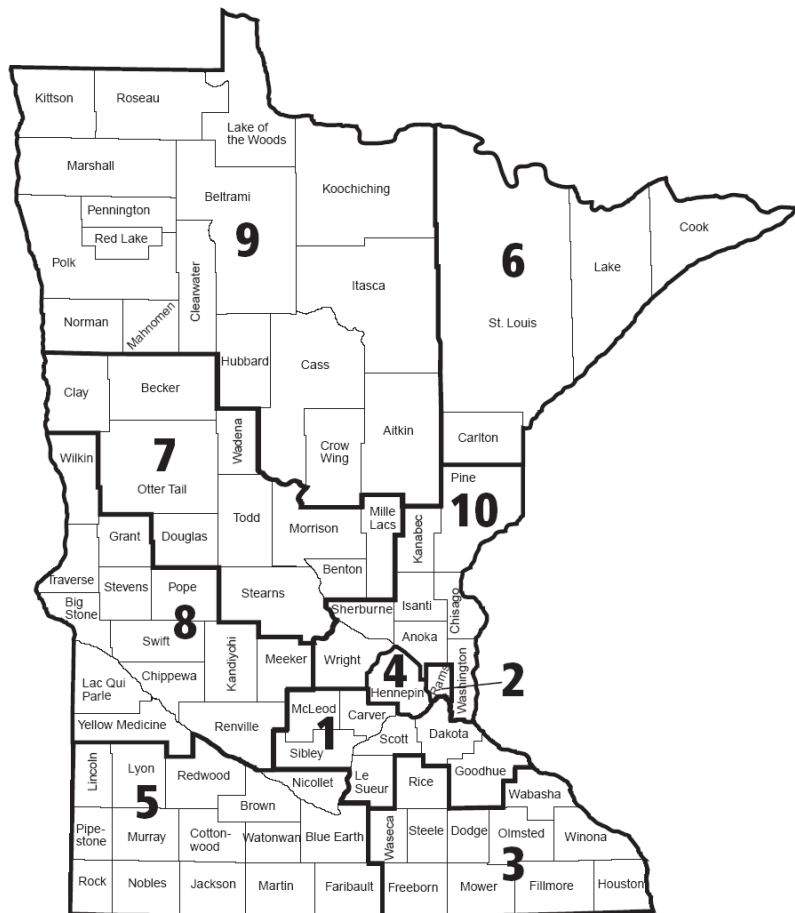
Table 6.3: Metro and Nonmetro Crime Rate per 100,000 and Offense Ratio<sup>1</sup>

<sup>1</sup> Data has been updated to reflect the addition of data submitted by the Detroit Lakes Police Department but inadvertently left off of the Crime Book when initially published.

## Chapter 7

# CRIME OFFENSES AND ARRESTS FOR STATE JUDICIAL DISTRICTS

The judicial district breakdown of [crimes](#)<sup>1</sup> and arrests within Minnesota provides another measurement of the volume of crime based on specific areas. The judicial districts evaluated are based upon the ten judicial districts in the state.



<sup>1</sup> Data has been updated to correct a BCA error that inadvertently attributed some data to the wrong district. The current spreadsheet (table) contains the corrected data.

Table 7.1: Violent and Property Crimes by Judicial District<sup>1</sup>

Judicial District	Violent Crime Rate	Violent Crimes	Property Crime Rate	Property Crimes
1	131	1046	1486	11877
2	422	2347	3050	16944
3	140	675	1439	6949
4	366	4649	2661	33768
5	161	462	1293	3713
6	204	513	2453	6162
7	165	824	1897	9481
8	110	177	1083	1740
9	150	509	1655	5604
10	104	1014	1499	14645

Table 7.2: Arrests by Judicial District<sup>1</sup>

Judicial District	Part I Arrests	Part II Arrests
1	3694	14309
2	3909	9488
3	2228	9022
4	7426	25742
5	1354	6468
6	1850	5242
7	2954	14400
8	541	2596
9	1531	7932
10	3842	15947

---

<sup>1</sup> Data has been updated to correct a BCA error that inadvertently attributed some data to the wrong district. The current spreadsheet (table) contains the corrected data.

## Chapter 8

# LAW ENFORCEMENT EMPLOYEE INFORMATION

Minnesota State Law Enforcement agencies reported a total of 15433 sworn and civilian employees for 2018. Of that amount, 9976 were sworn personnel and 5457 were civilian employees.

The average number of full time law enforcement personnel in 2018 (including sworn and civilian) amounted to 2.7 employees for each 1,000 residents of the state. The average number of sworn personnel (excluding civilian) amounted to 1.8 full-time sworn personnel per 1,000 residents. These figures represent the averages as derived from the submitted data and are not the recommended ratios for Minnesota law enforcement agencies. The average ratio of law enforcement personnel for any given community may, and does, vary according to a number of community and policing factors.

The number of Law Enforcement agencies that fail to report their Law Enforcement employee information varies from year to year. In 2015, 38 LE agencies didn't report their employee information. In 2016, 1 LE agency didn't report their employee information.

Staffing levels in 2018 and changes from the previous year were as follows:

- Sheriff's departments reported a total of 6610 employees in 2018, which was an increase of 2.2 percent from the previous year 2017 with a total of 6466.
- Police departments reported a total of 7103 employees in 2018, which was an increase of 0.4 percent from the previous year 2017 with a total of 7074.
- The State Patrol reported a total of 886 employees in 2018, which was an increase of 40.4 percent from the previous year 2017 with a total of 631.
- Other zero population agencies reported a total of 834 employees in 2018, which was an increase of 6.9 percent from the previous year 2017 with a total of 780.

Of the total number of sworn personnel in 2018 (9976), there were 8800 males and 1176 females. Considering the total number of civilian personnel for the same year (5457), there were 2493 males and 2964 females.

Data on the number of employees by gender and agency is available for [Police Department](#), [Sheriffs](#), [Minnesota State Patrol](#), and for [Zero Population Agencies](#).

Table 8.1: Police Department Employee Data

Population Group	Population	Civilian	Sworn	Sworn per 1,000	Total	Total per 1,000
City 250,000 - 499,999	738017	325	1480	2.0	1805	2.4
City 100,000 - 249,999	117037	61	137	1.2	198	1.7
City 50,000 - 99,999	1090743	285	1249	1.1	1534	1.4
City 25,000 - 49,999	668664	152	791	1.2	943	1.4
City 10,000 - 24,999	841294	216	1184	1.4	1400	1.7
City 2,500 - 9,999	429045	96	758	1.8	854	2.0
City under 2,500	148643	8	316	2.1	324	2.2
NA	NA	34	11	NA	45	NA

Table 8.2: Sheriff Department Employee Data

Population Group	Population	Civilian	Sworn	Sworn per 1,000	Total	Total per 1,000
Non-metro County 25,000 - 99,999	153835	271	173	1.1	444	2.9
Non-metro County 10,000 - 24,999	305566	653	428	1.4	1081	3.5
Non-metro County under 10,000	221258	414	394	1.8	808	3.7
Metro County 100,000 or over	113704	105	145	1.3	250	2.2
Metro County 25,000 - 99,999	536392	1239	898	1.7	2137	4.0
Metro County 10,000 - 24,999	215087	548	418	1.9	966	4.5
Metro County under 10,000	26317	561	363	13.8	924	35.1

Table 8.3: Zero Population Employee Data

Agency Type	Number Civilian	Number Sworn	Total
Patrol	280	606	886
ZeroPop	209	625	834

## Chapter 9

# LAW ENFORCEMENT OFFICERS KILLED OR ASSAULTED

Vital information other than Uniform Crime Reporting is also collected that evaluates the number of law enforcement personnel who have been assaulted and/or killed. The data from those county (sheriff) and municipal (police) agencies reporting is collected and tabulated annually.

There were a total of 416 law enforcement officer assault incidents reported in Minnesota for 2018 with 487 officers assaulted. 403 of the assault incidents were cleared, with a clearance rate of 97%.

There were no law enforcement fatalities in 2018.

Data on officers killed or assaulted is available by [incident](#).

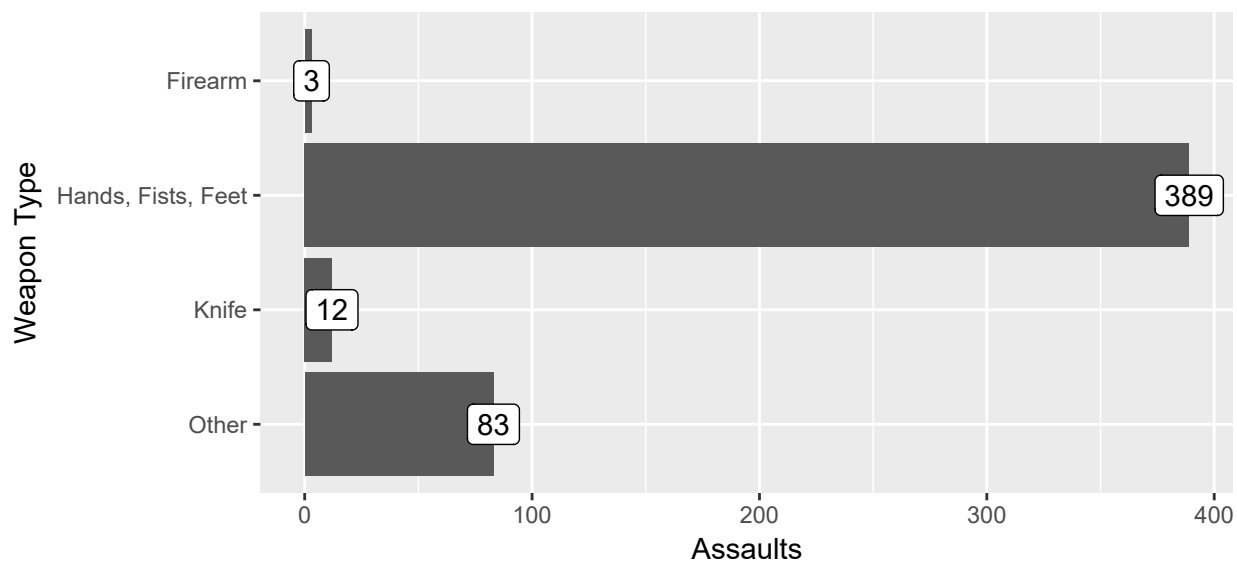


Figure 9.1: Law Enforcement Officers Killed or Assaulted By Type of Weapon

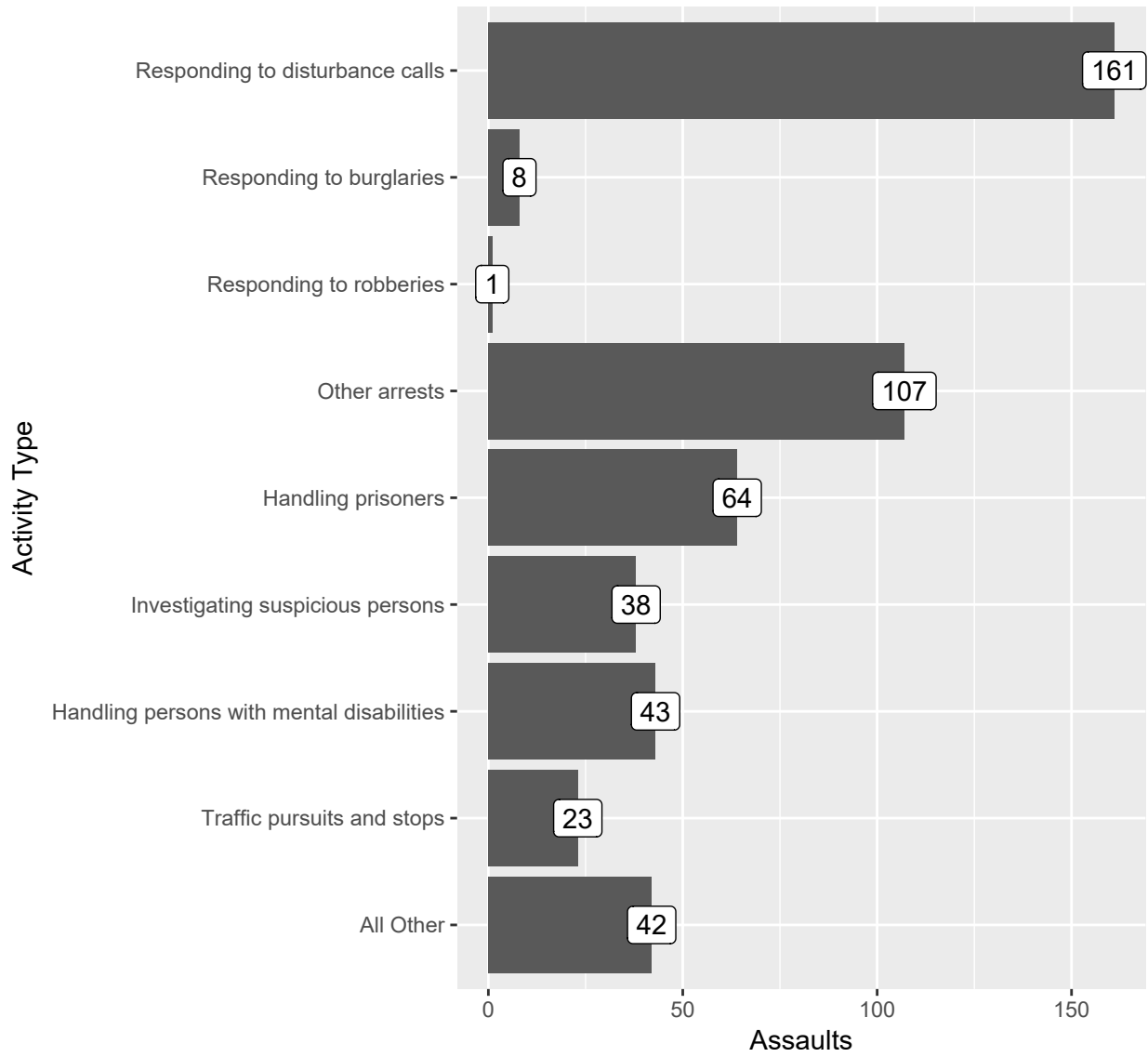


Figure 9.2: Law Enforcement Officers Killed or Assaulted By Type of Activity

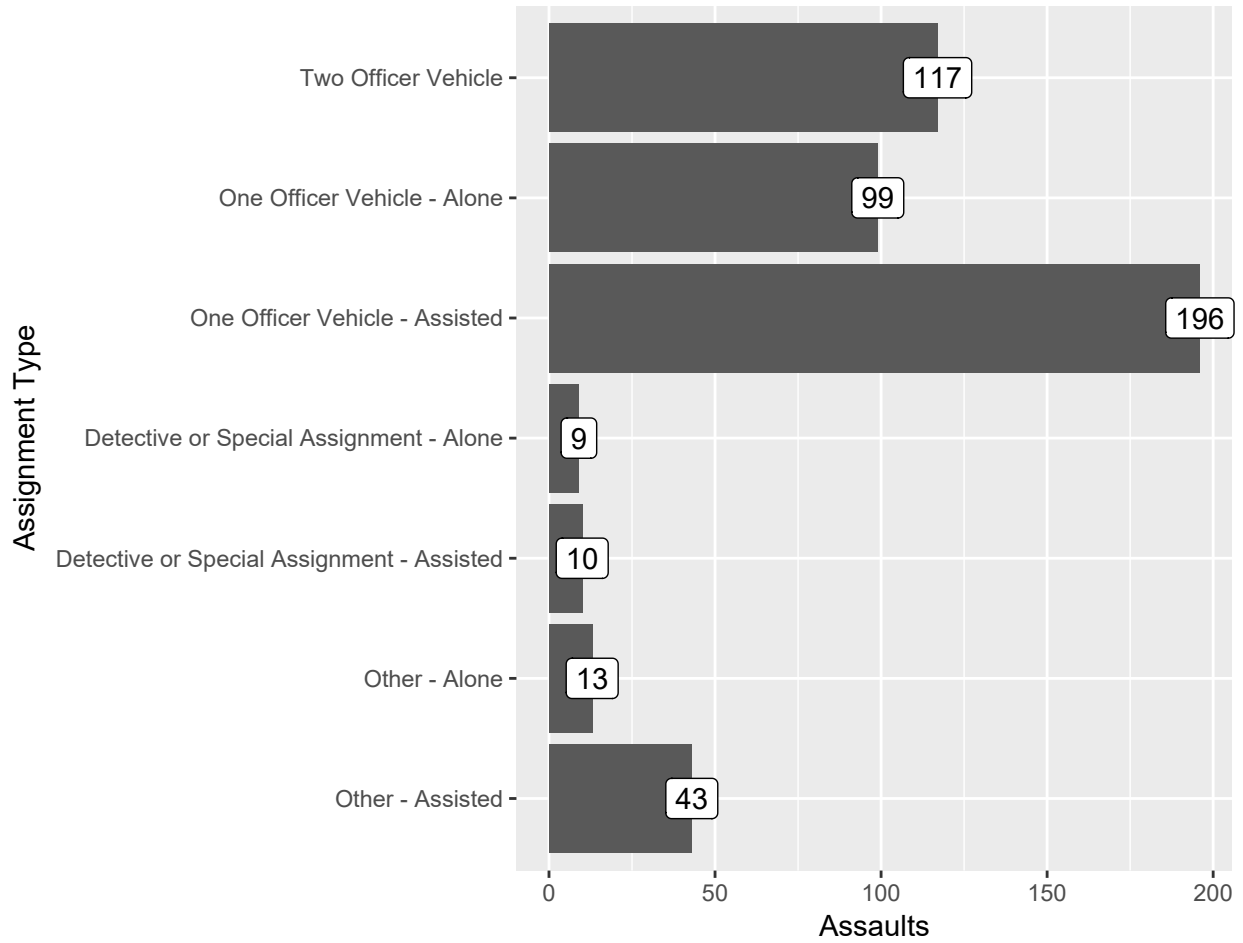


Figure 9.3: Law Enforcement Officers Killed or Assaulted By Type of Assignment

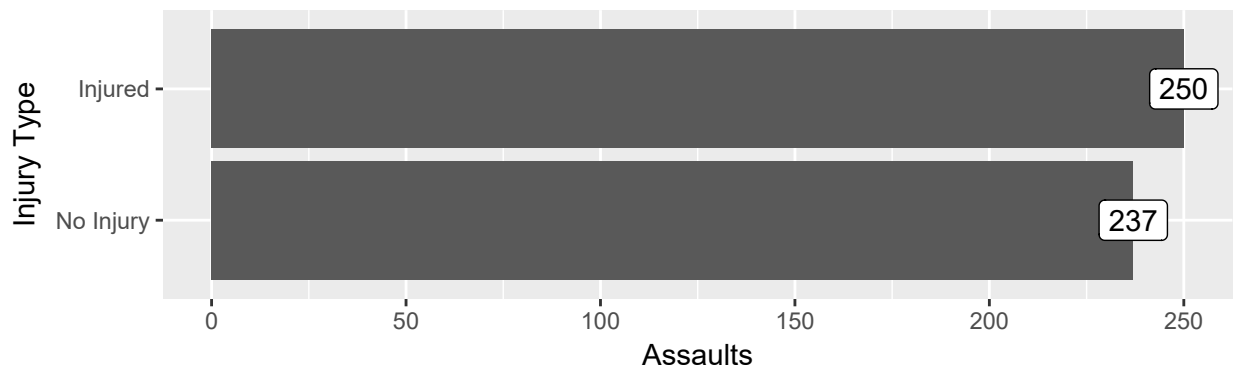


Figure 9.4: Law Enforcement Officers Killed or Assaulted By Type of Injury

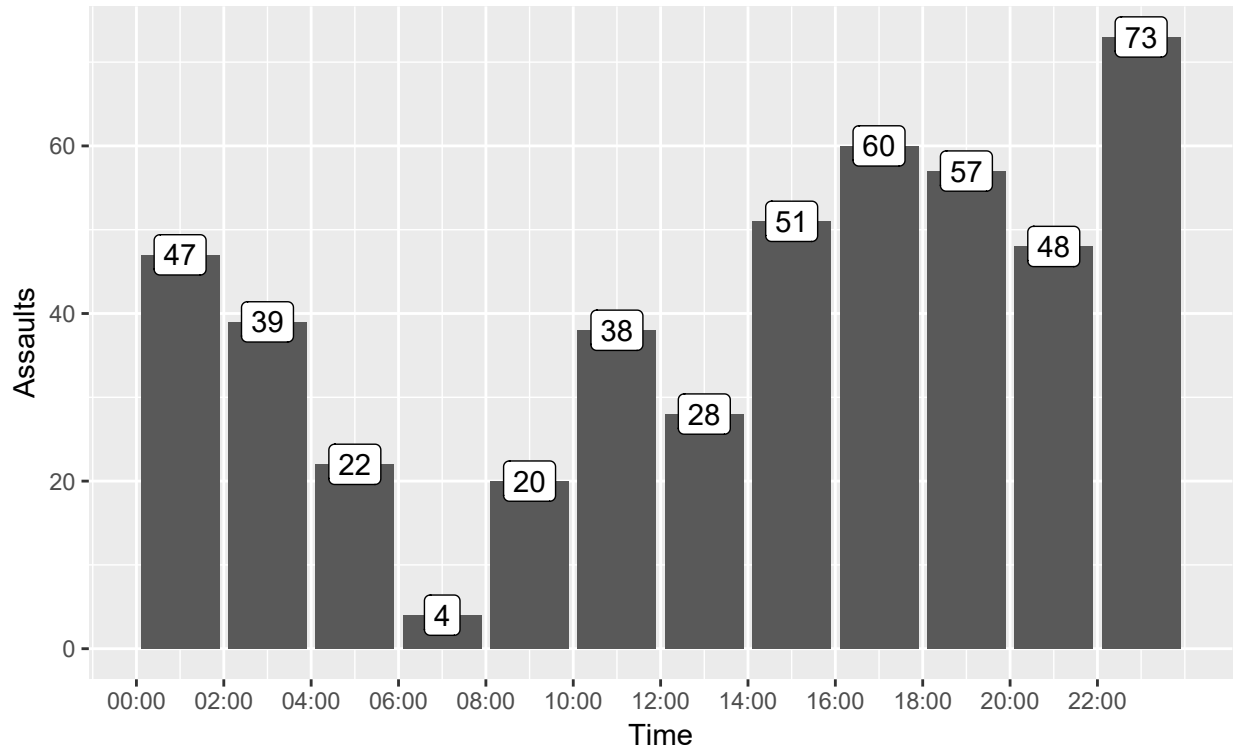


Figure 9.5: Law Enforcement Officers Killed or Assaulted By Time of Incident

## Chapter 10

# LAW ENFORCEMENT OFFICERS FIREARMS DISCHARGES

Pursuant to Minnesota State Statute 626.553, Subdivision 2, information is collected concerning firearm discharges by law enforcement officers in Minnesota. 1978 was the first full year that this information was available.

There were 32 firearms discharge incidents in 2018, with 100 shots fired. Of these, 22 incidents were in the course of duty or employment, and 10 incidents were accidental discharge.

There were 22 individuals fired at in firearms discharge incidents. Of these:

- 13 were killed
- 5 were wounded
- 4 had a resulting injury level of “Other”, meaning they were not injured as a result of the firearms discharge.

Data on firearms discharges is available by [incident](#).

Table 10.1: Firearms Shots Fired by Agency Population Group

Population Group	Number of Agencies Reporting	Shots Fired
City 250,000 - 499,999	2	25
City 50,000 - 99,999	2	2
City 25,000 - 49,999	2	5
City 10,000 - 24,999	9	22
City 2,500 - 9,999	3	16
Non-metro County 25,000 - 99,999	1	4
Non-metro County 10,000 - 24,999	1	1
Non-metro County under 10,000	1	1
Metro County 25,000 - 99,999	2	14
Metro County 10,000 - 24,999	2	8
Metro County under 10,000	1	1
NA	1	1

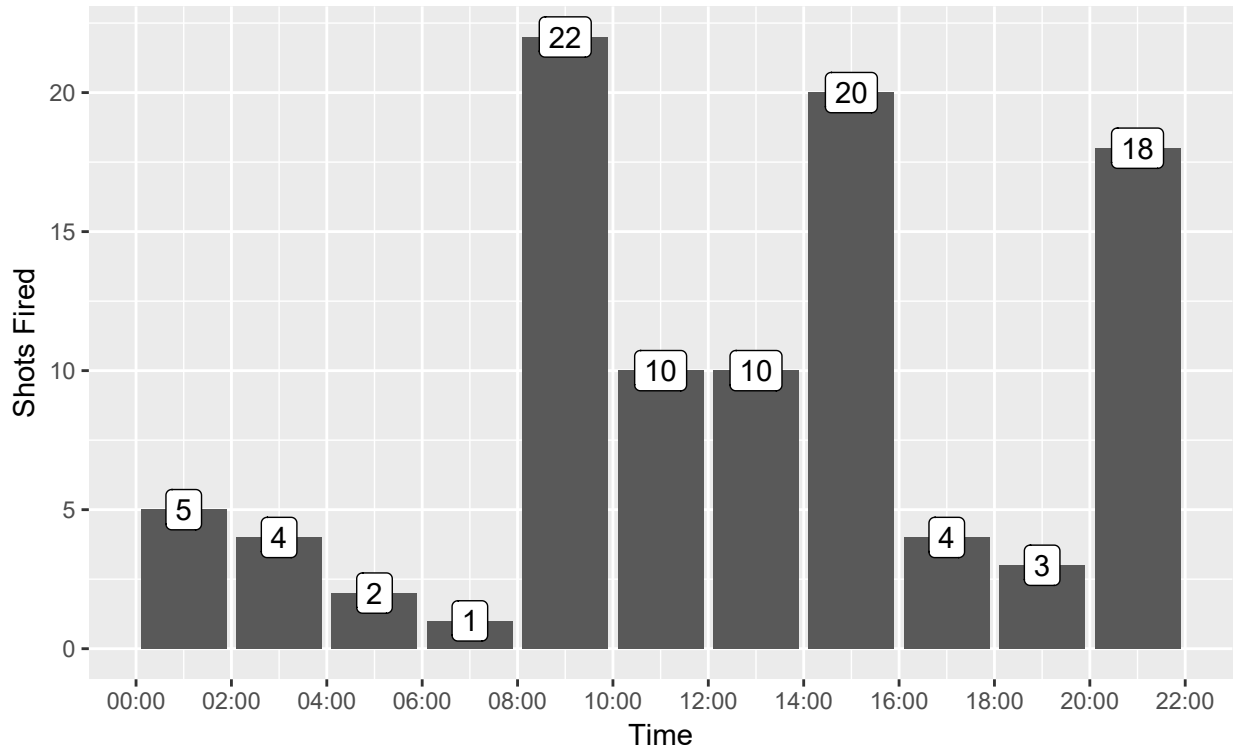


Figure 10.1: Firearms Shots Fired By Time of Day

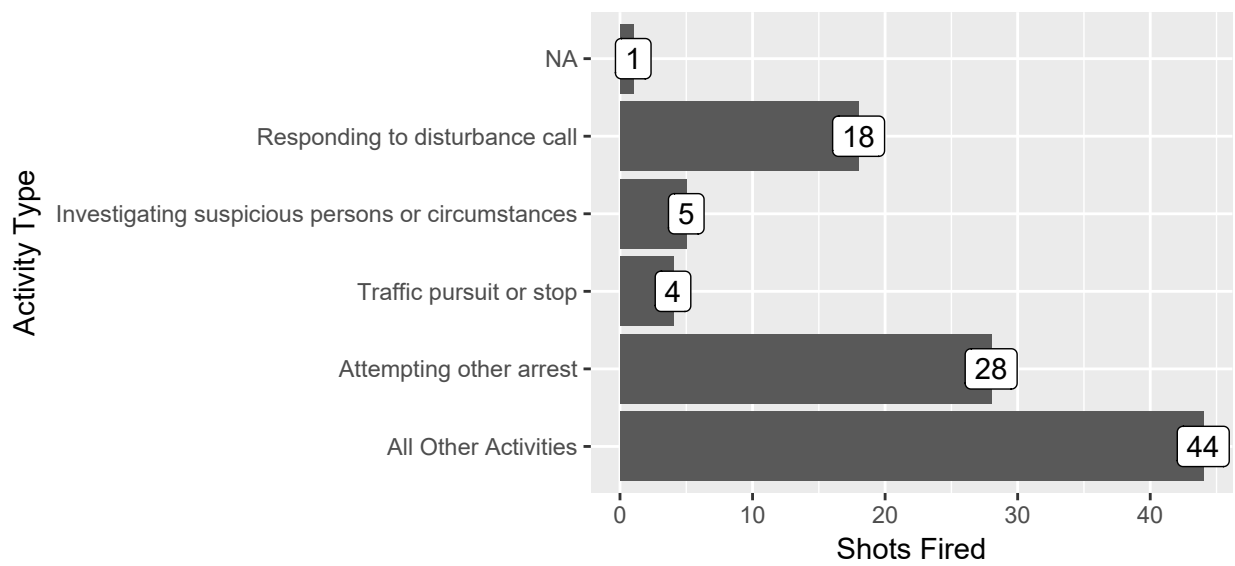


Figure 10.2: Firearms Shots Fired By Activity Type

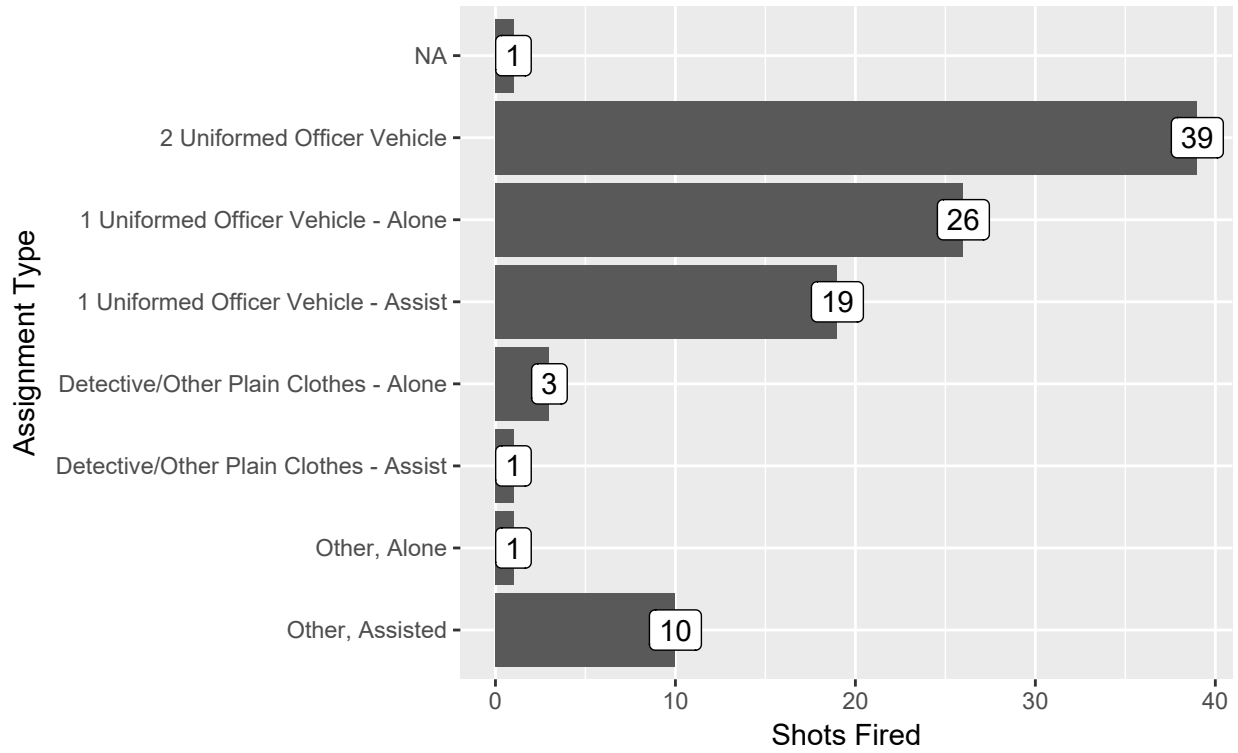


Figure 10.3: Firearms Shots Fired By Assignment Type

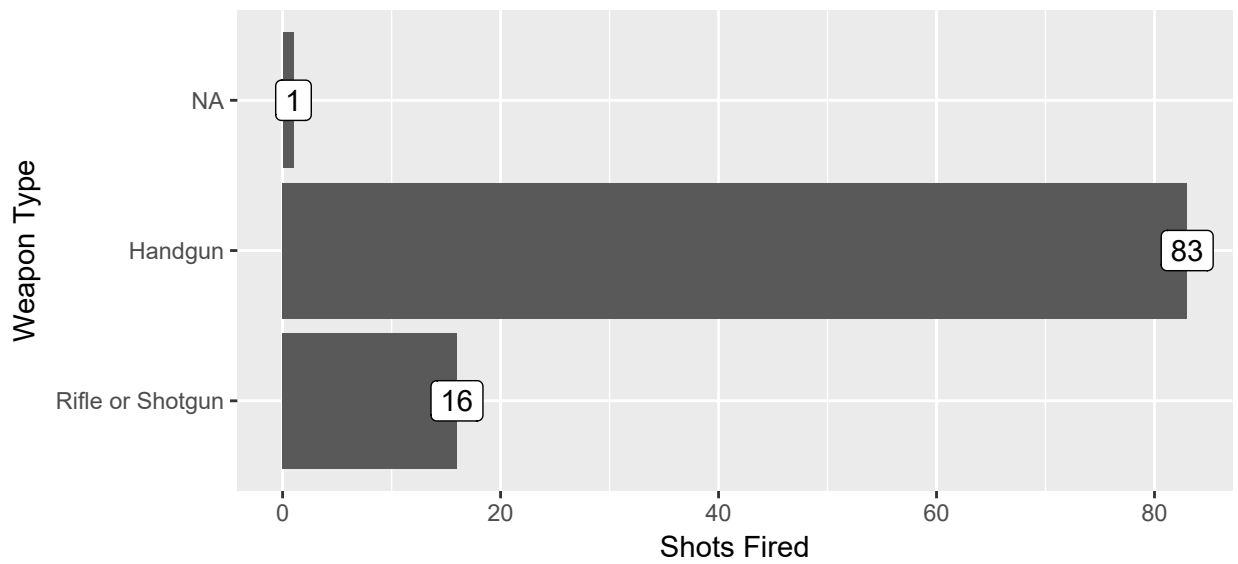


Figure 10.4: Firearms Shots Fired By Weapon Type

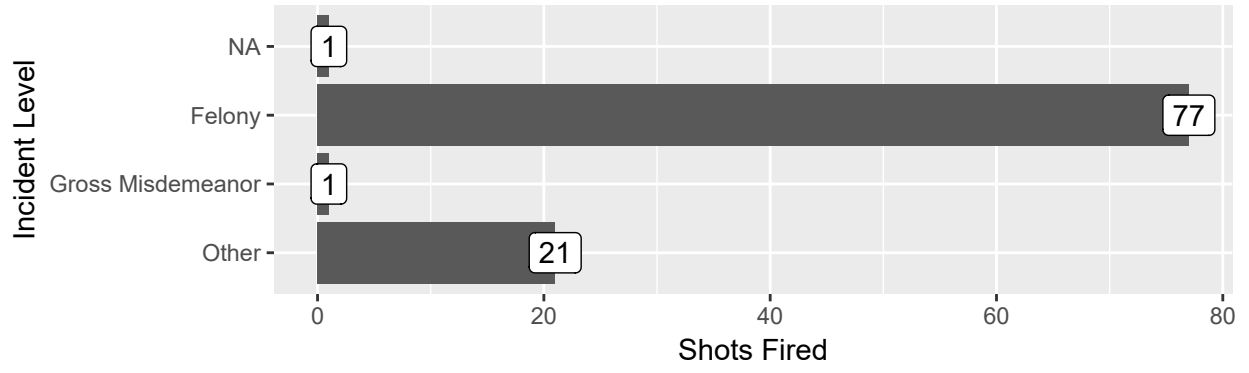


Figure 10.5: Firearms Shots Fired By Incident Level

# Chapter 11

## POLICE PURSUITS

In 1988, the Legislature passed a law that required all pursuits by peace officers to be reported to the Department of Public Safety.

### **626.5532 PURSUIT OF FLEEING SUSPECTS BY PEACE OFFICERS.**

#### **Subdivision 1. Reports.**

If a peace officer pursues a fleeing suspect, the officer's department head must file a notice of the incident with the commissioner of public safety within 30 days following the pursuit. A pursuit must be reported under this section if it is a pursuit by a peace officer of a motor vehicle being operated in violation of section 609.487. The notice must contain information concerning the reason for and circumstances surrounding the pursuit, including the alleged offense, the length of the pursuit in distance and time, the outcome of the pursuit, any charges filed against the suspect as a result of the pursuit, injuries and property damage resulting from the pursuit, and other information deemed relevant by the commissioner.

### **11.1 SUMMARY**

There were 1907 reported pursuit incidents in 2018. Of these, 760 resulted in some property damage, while 1147 had no property damage reported.

For pursuits in which property damage was reported:

- 657 resulted in damage to the violator's vehicle
- 278 resulted in damage to squad cars
- 321 resulted in damage to property or other vehicles.

In 1416 pursuits the violator driver was charged, in 352 the charge was unknown, and in 294 the driver was not charged.

Data on pursuits is available by [agency](#).

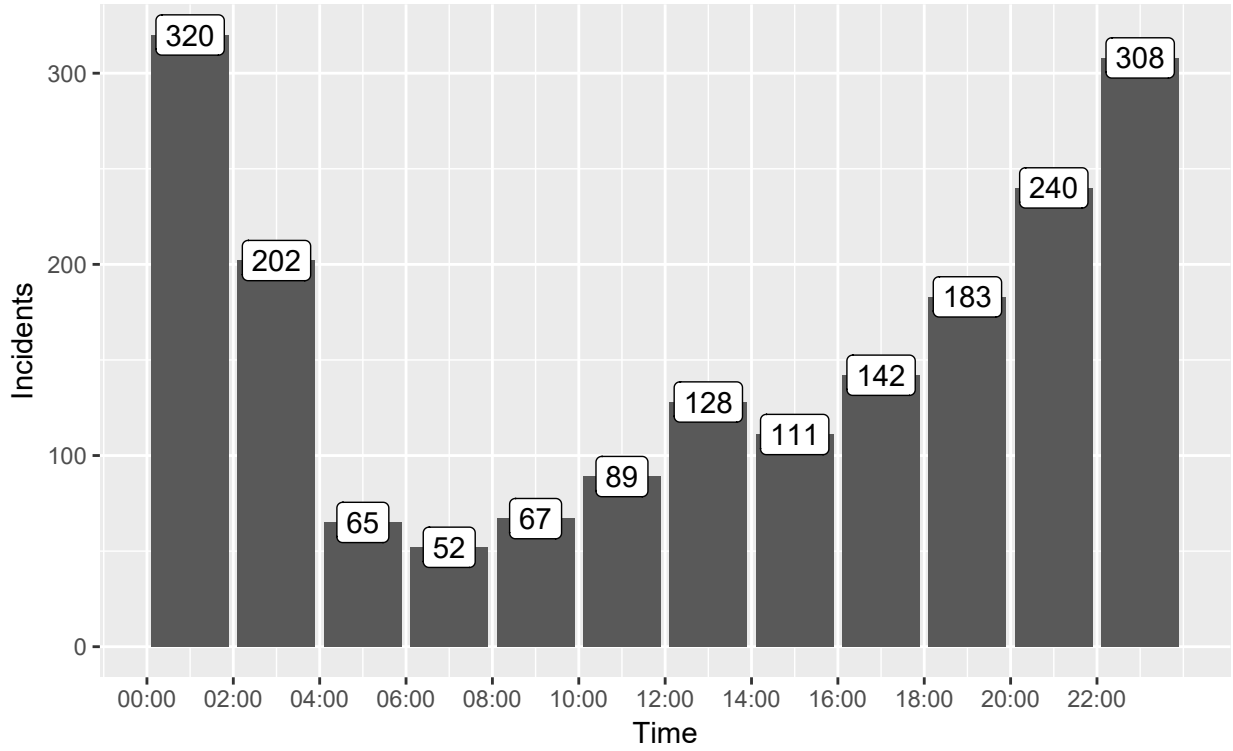


Figure 11.1: Pursuits By Time of Incident

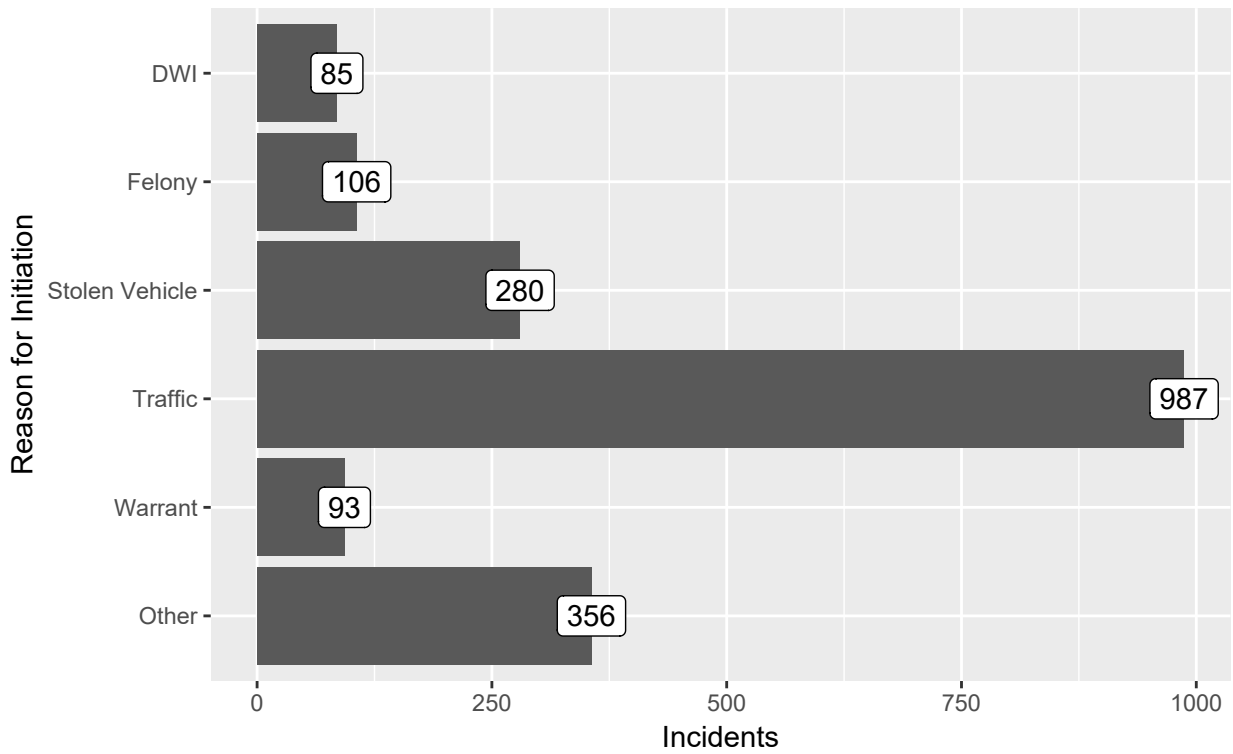


Figure 11.2: Reason for Pursuit Initiation

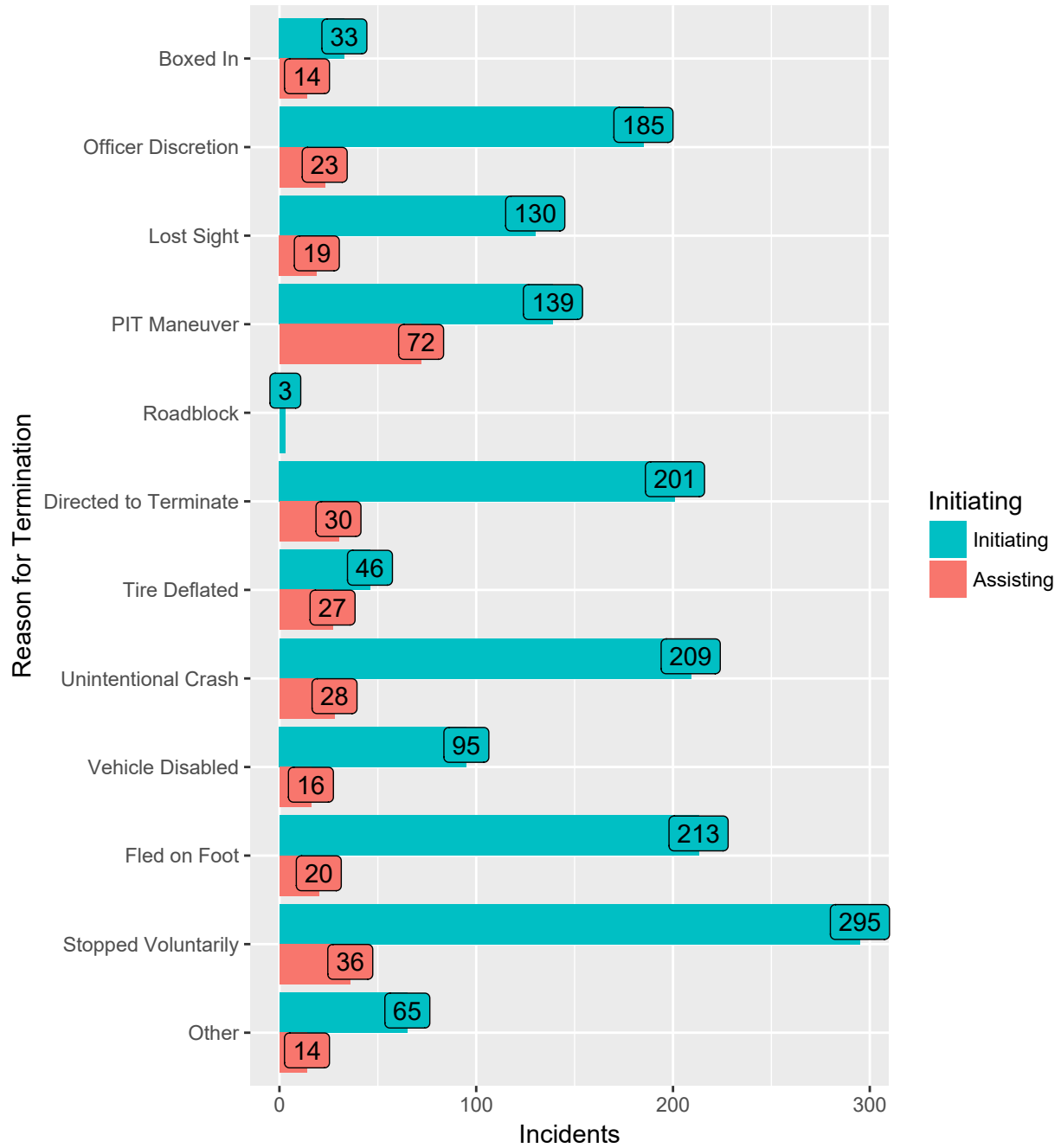


Figure 11.3: Reason for Pursuit Termination

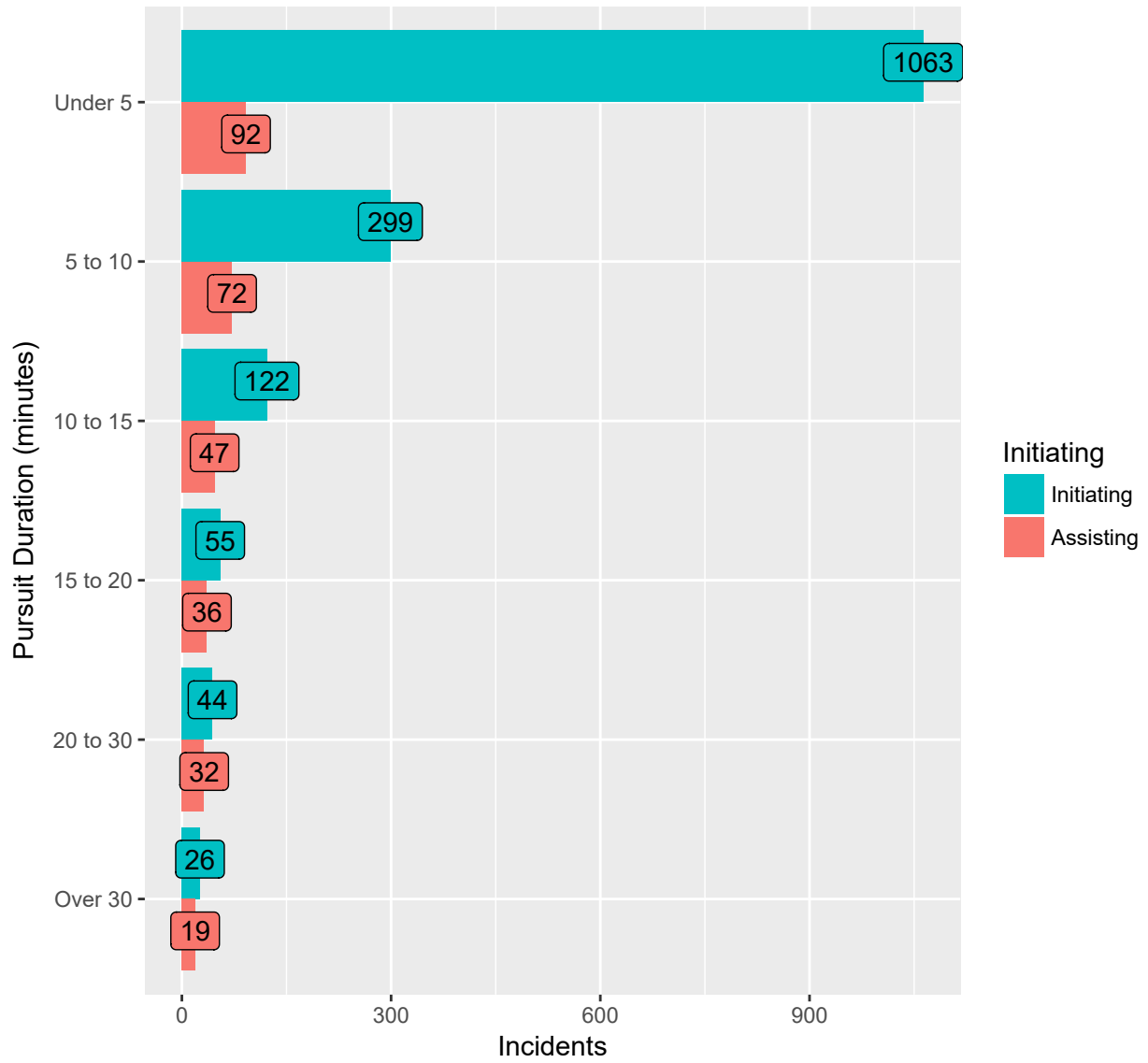


Figure 11.4: Pursuit Duration

Table 11.1: Injury Type for Persons Involved in or Affected by Pursuit

Type of Person Involved	None	Possible	Minor	Serious	Fatal	Unknown
Driver	1237	75	60	18	5	230
Passenger	489	31	27	5	0	55
Unrelated	21	3	7	1	1	2
4 - Unrelated Pedestrian	0	1	0	0	0	0

Table 11.2: Injury Type for Officers Involved in Pursuit

None	Possible	Minor	Serious	Fatal	Unknown
3616	33	23	0	8	23

## Chapter 12

# BIAS MOTIVATED CRIMES

In 1988, the Legislature passed a law requiring peace officers to report any incidents which were motivated by bias. 1989 was the first full year this information was collected.

### **626.5531 REPORTING OF CRIMES MOTIVATED BY BIAS**

**Subdivision 1. Reports required.** A peace officer must report to the head of the officer's department every violation of chapter 609 or a local criminal ordinance if the officer has reason to believe, or if the victim alleges, that the offender was motivated to commit the act by the victim's race, religion, national origin, sex, age, disability, or characteristics identified as sexual orientation. The superintendent of the Bureau of Criminal Apprehension shall adopt a reporting form to be used by law enforcement agencies in making the reports required under this section. The reports must include for each incident all of the following:

1. the date of the offense;
2. the location of the offense;
3. whether the target of the incident is a person, private property, or public property;
4. the crime committed;
5. the type of bias and information about the offender and victim that is relevant to that bias;
6. any organized group involved in the incident;
7. the disposition of the case;
8. whether the determination that the offense was motivated by bias was based on the officer's reasonable belief or on the victim's allegation; and
9. any additional information the superintendent deems necessary for the acquisition of accurate and relevant data.

**Subd. 2.** Use of information collected. The head of a local law enforcement agency or state law enforcement department that employs peace officers licensed under section 626.843 must file a monthly report describing crimes reported under this section with the Department of Public Safety, Bureau of Criminal Apprehension. The commissioner of public safety must summarize and analyze the information received and file an annual report with the Department of Human Rights and the legislature. The commissioner may include information in the annual report concerning any additional criminal activity motivated by bias that is not covered by this section.

## 12.1 SUMMARY

There were 127 bias incidents reported in 2018, with 139 victims and 137 offenders.

Data on bias incidents for 2018 are available by [Agency](#).

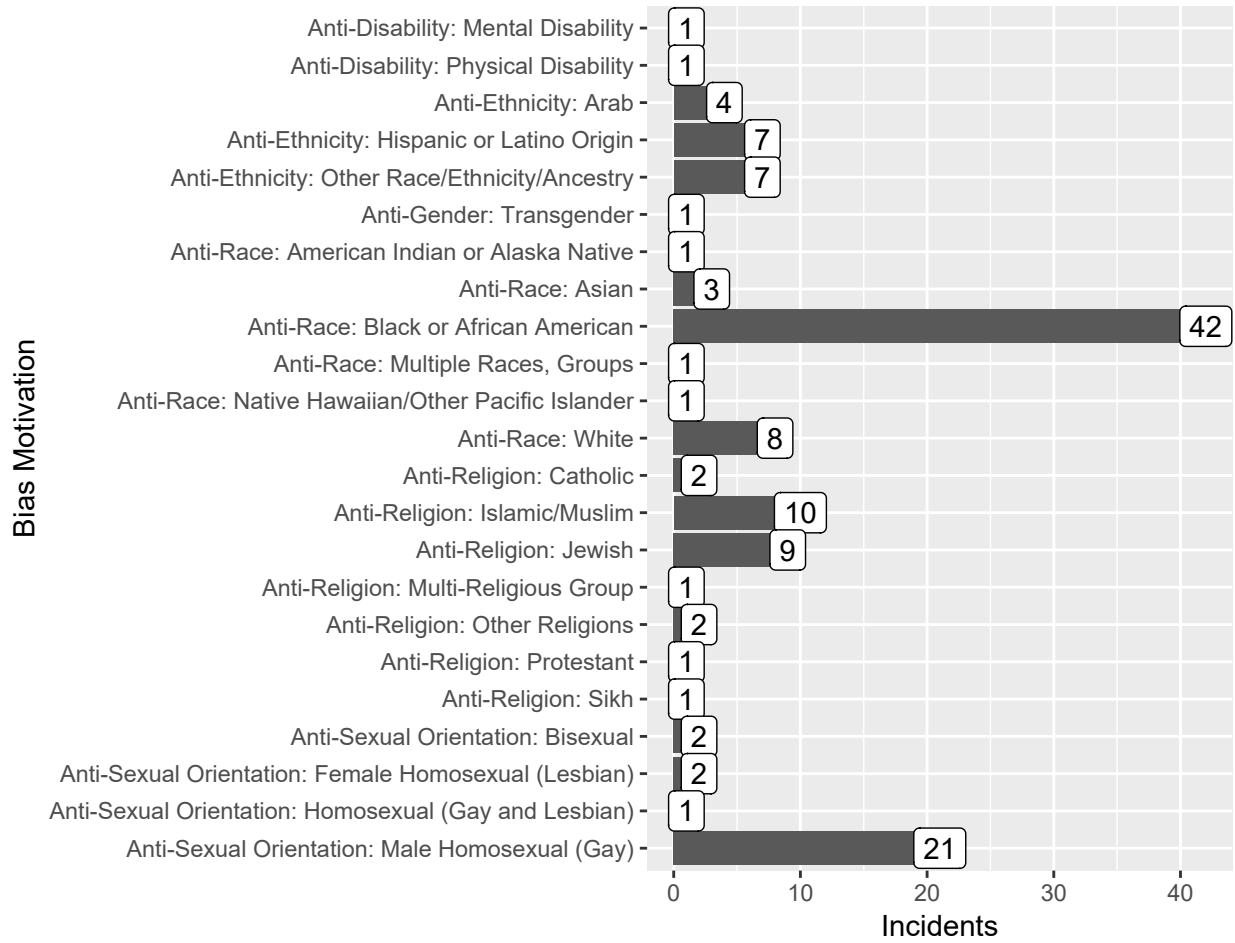


Figure 12.1: Bias Incidents by Bias Motivation Type

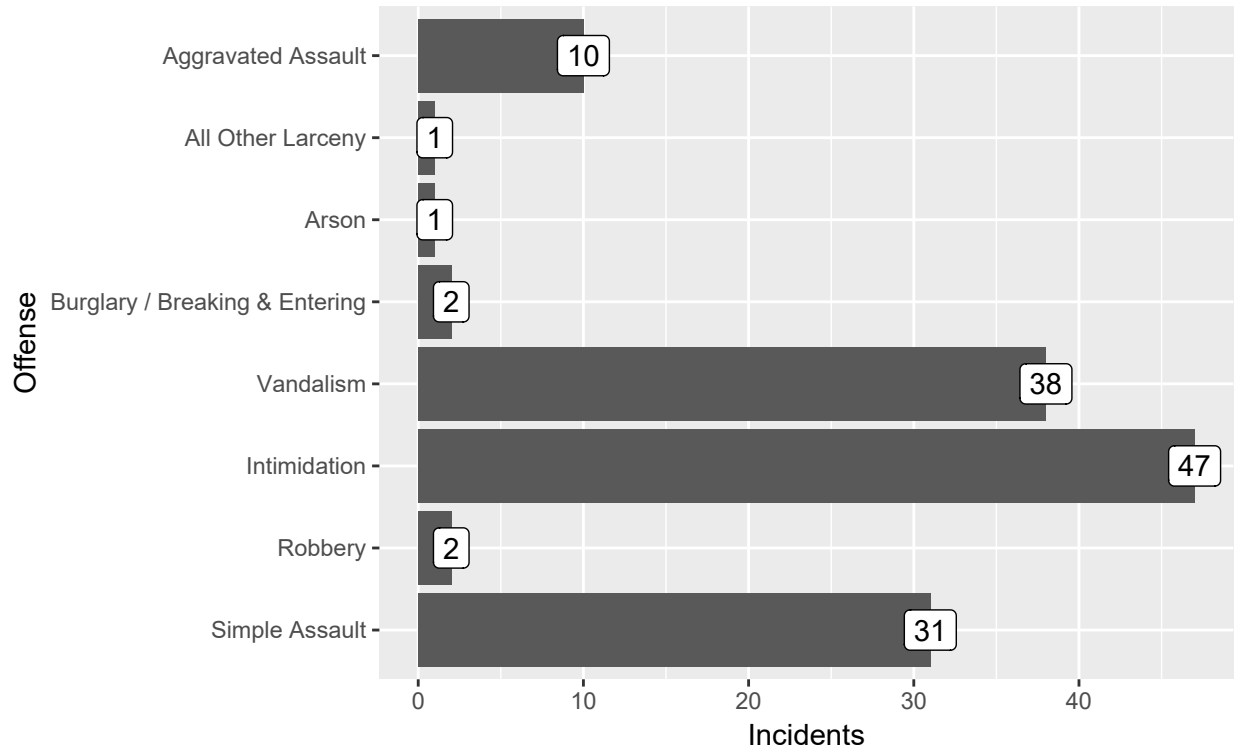


Figure 12.2: Bias Incidents by Offense Committed

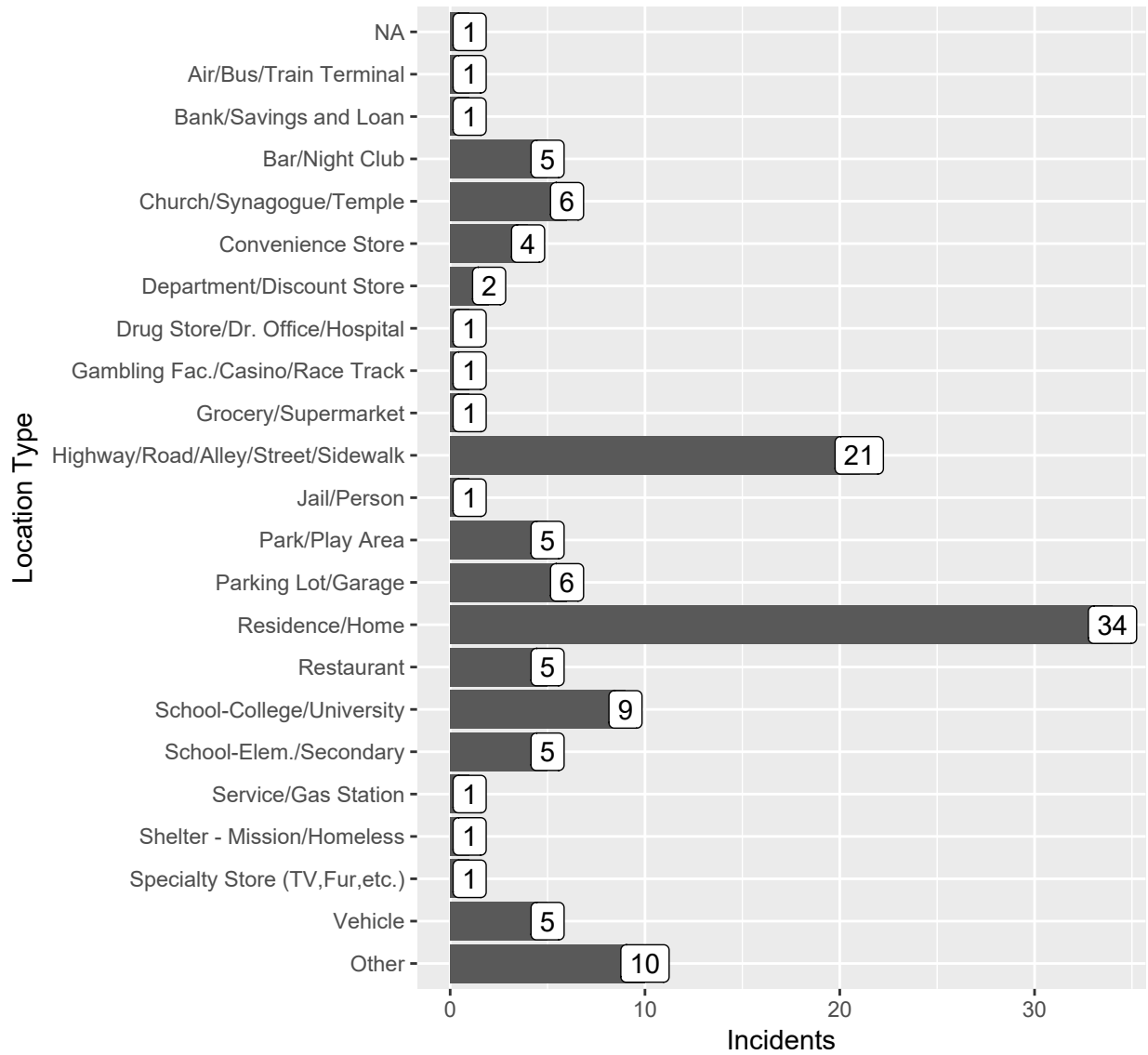


Figure 12.3: Bias Incidents by Bias Location Type

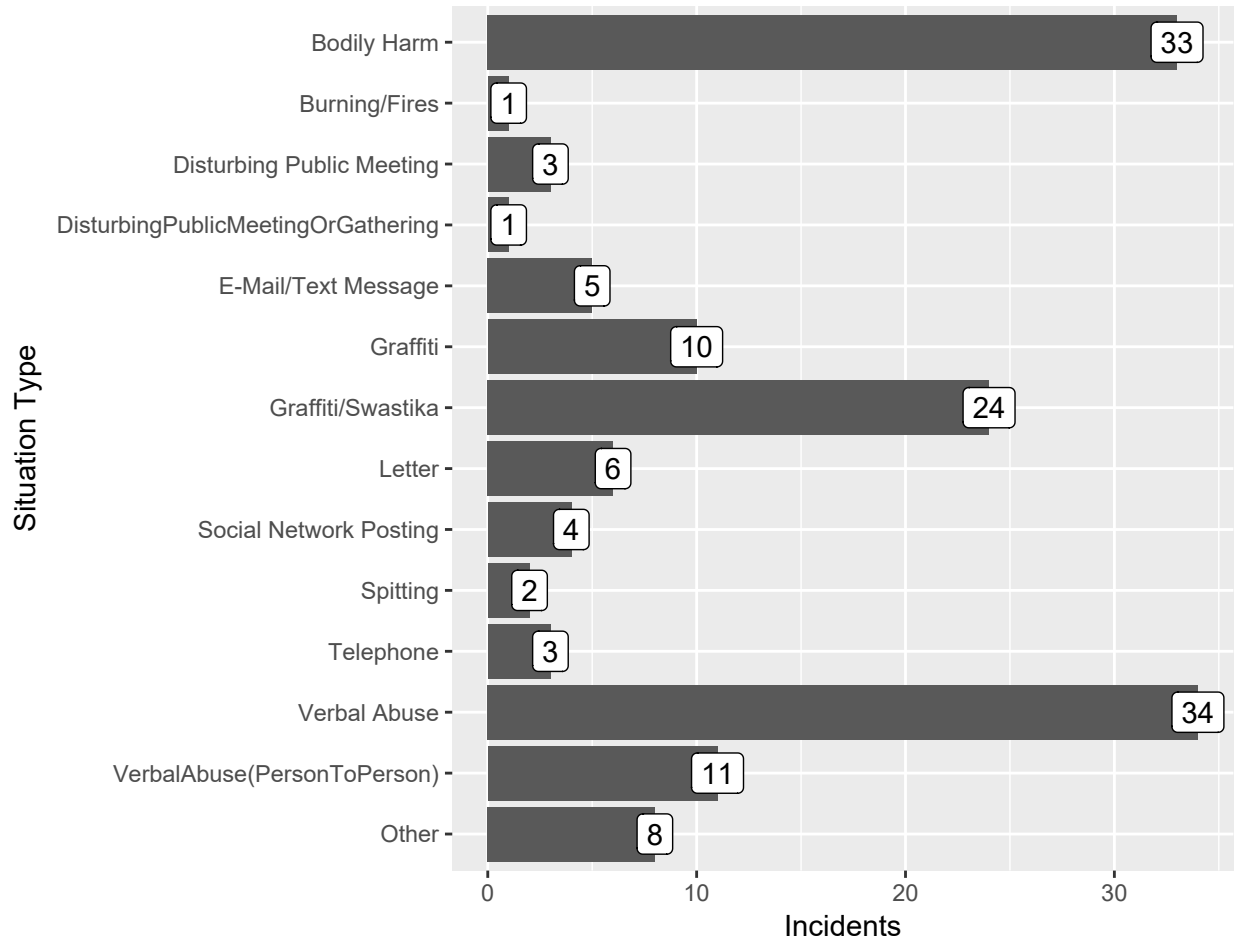


Figure 12.4: Bias Incidents by Bias Situation Type

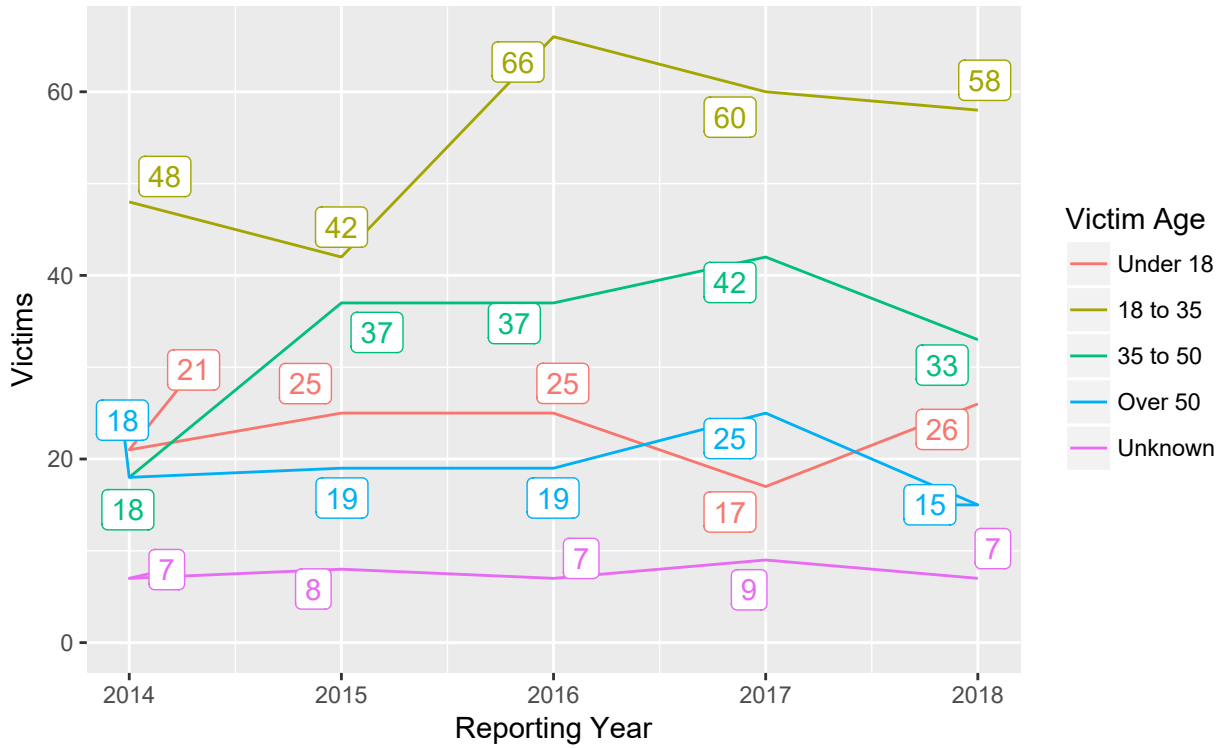


Figure 12.5: Bias Victims by Age

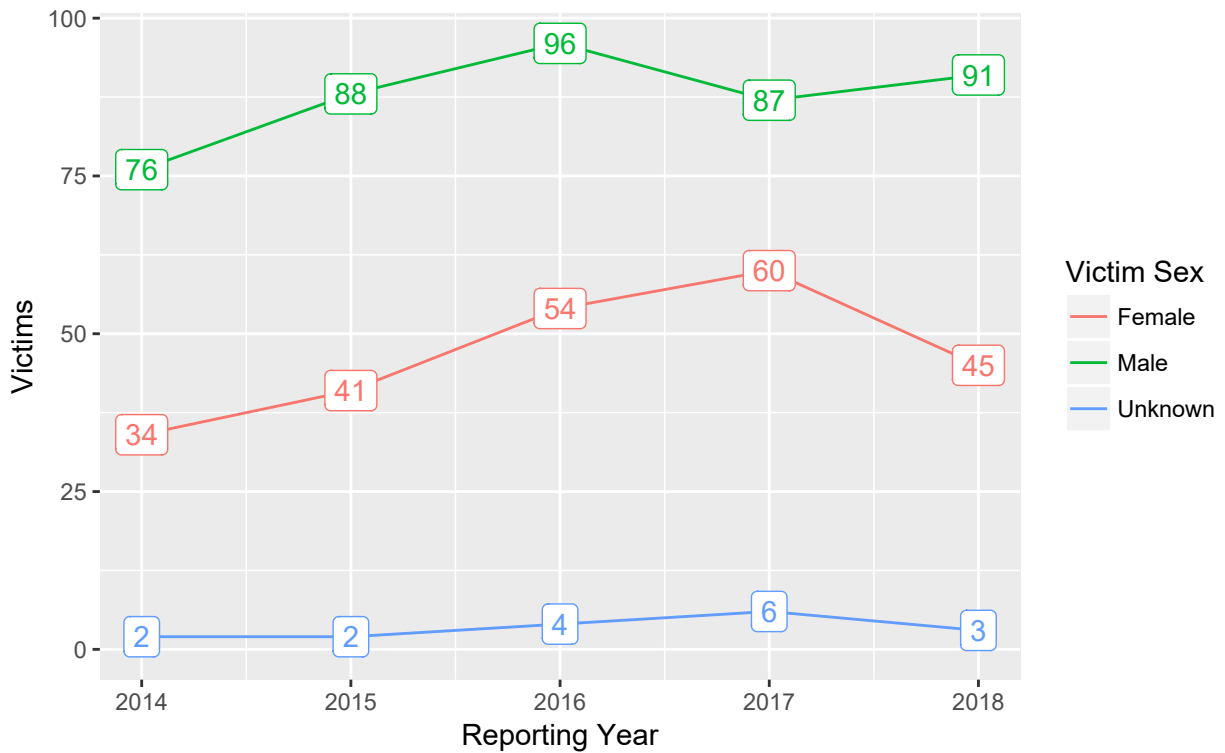


Figure 12.6: Bias Victims by Sex

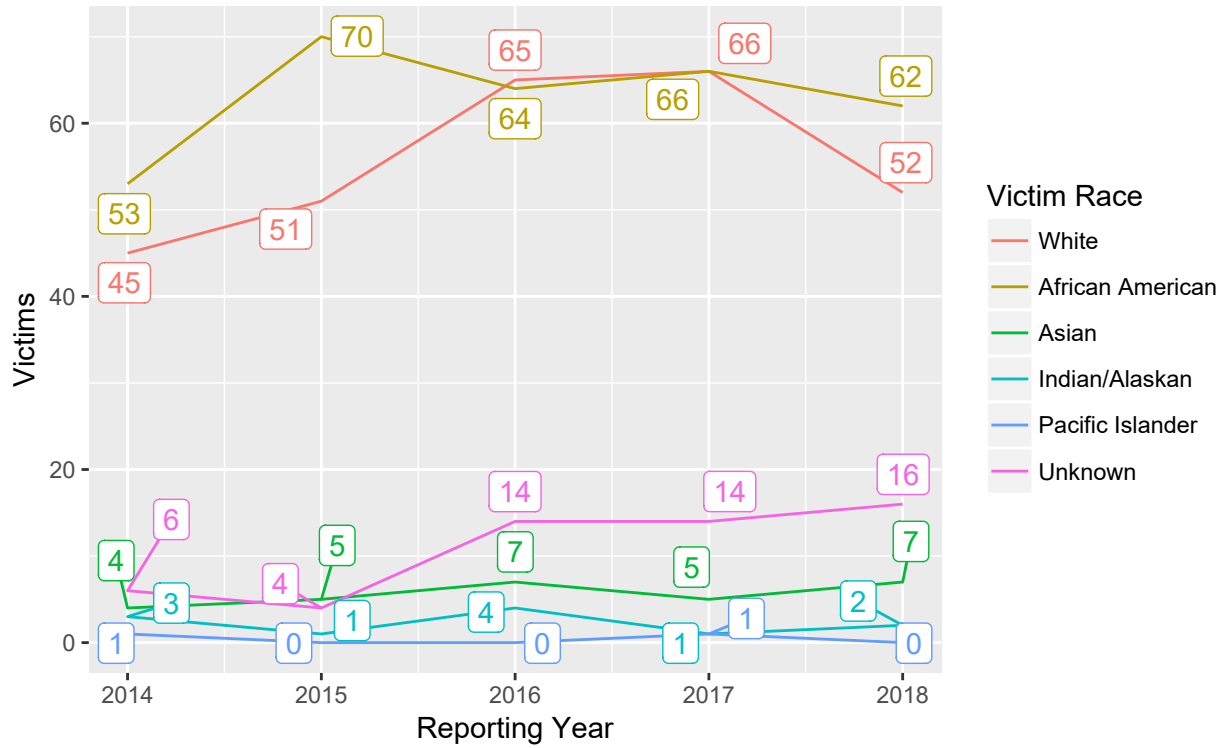


Figure 12.7: Bias Victims by Race

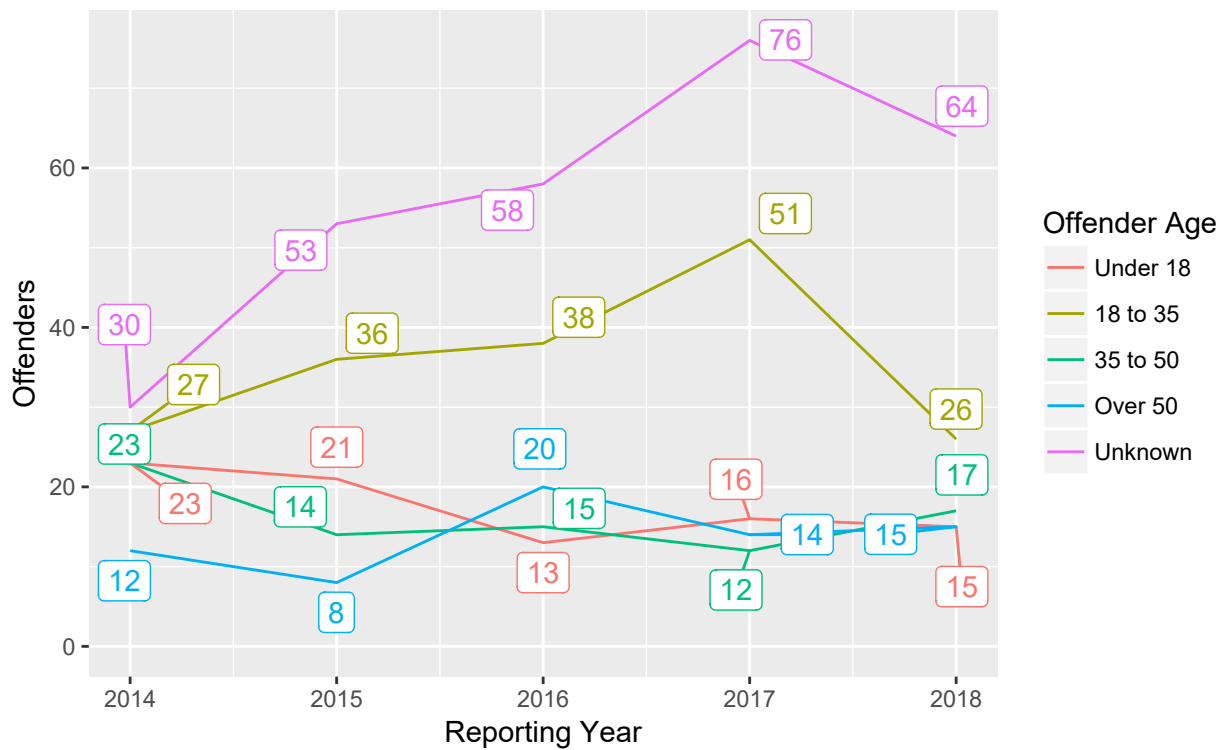


Figure 12.8: Bias Offenders by Age

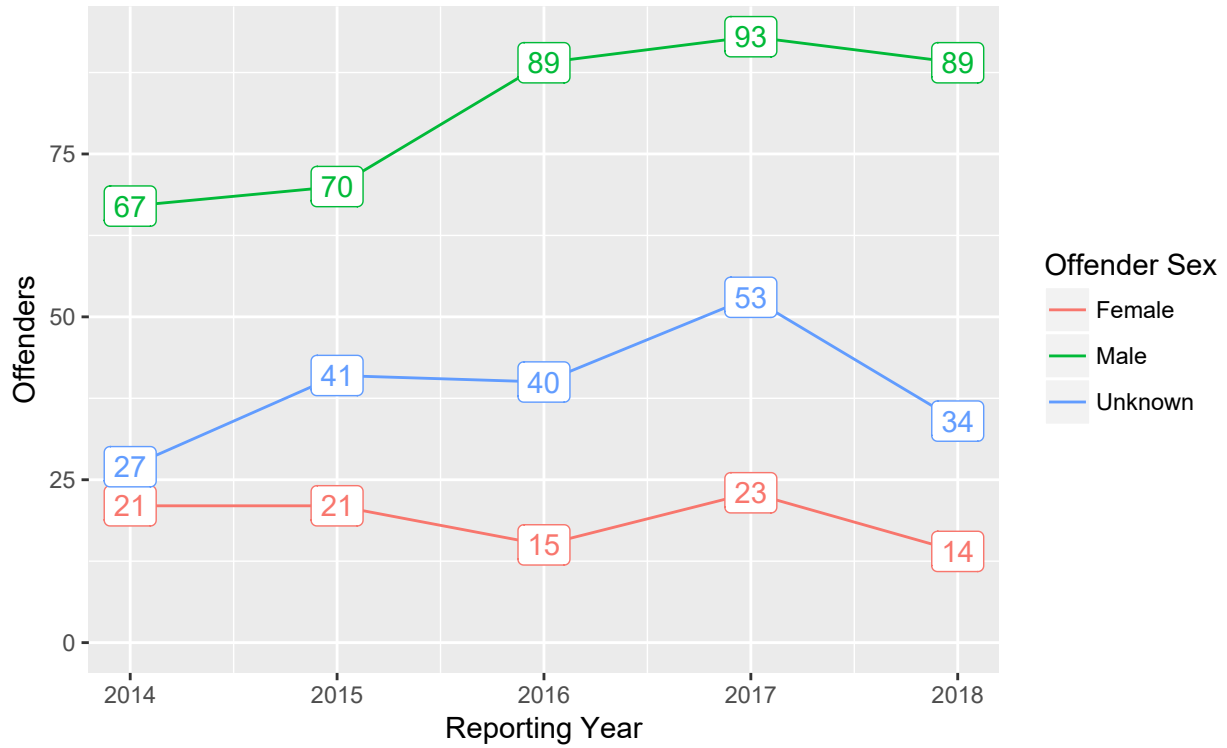


Figure 12.9: Bias Offenders by Sex

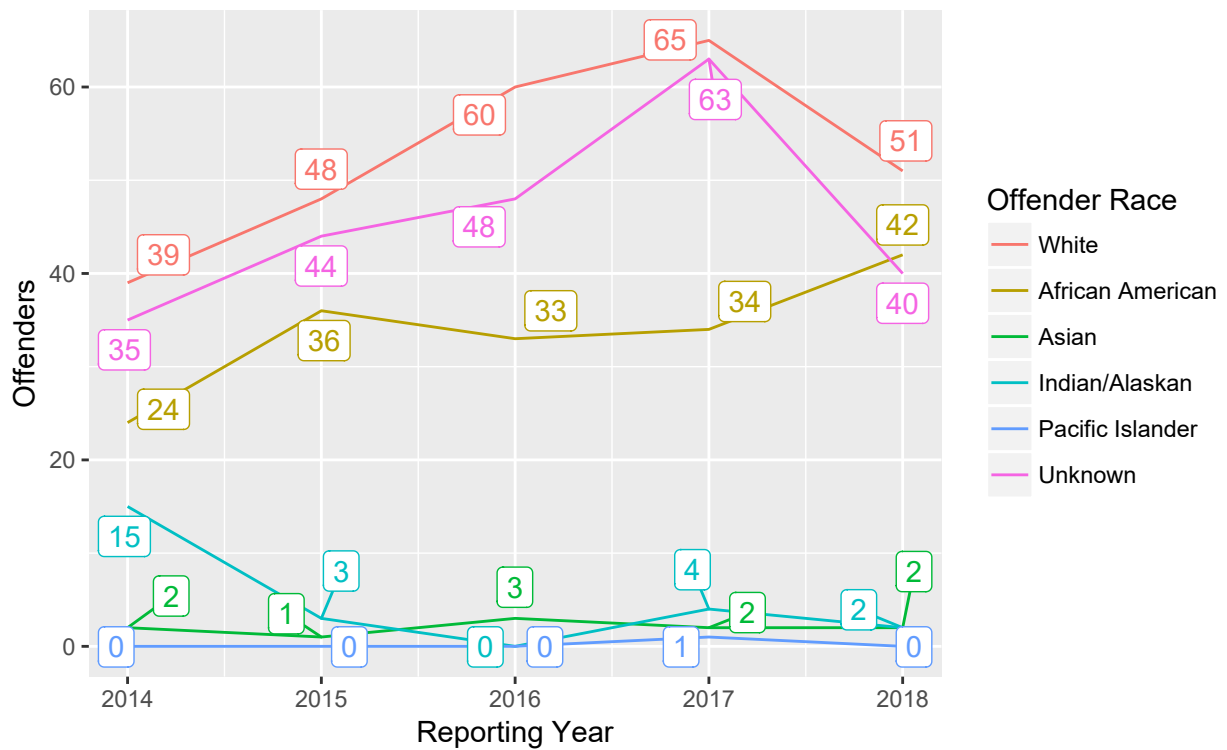


Figure 12.10: Bias Offenders by Race

## Chapter 13

# CARGO THEFT

*Information obtained from the FBI Summary Reporting Manual*

Due to the significant economic impact that cargo theft has on the United States economy and the potential for use by terrorist organizations, H.R. 3199, the “USA Patriot Improvement and Reauthorization Act of 2005,” was mandated by Congress on March 9, 2006. The Act requires the Attorney General to “take the steps necessary to ensure that reports of cargo theft collected by federal, state, and local officials are reflected as a separate category in the FBI Uniform Crime Reporting system.”

Cargo theft is the criminal taking of any cargo including, but not limited to, goods, chattels, money, or baggage that constitutes, in whole or in part, a commercial shipment of freight moving in commerce, from any pipeline system, railroad car, motor truck, or other vehicle, or from any tank or storage facility, station house, platform, or depot, or from any vessel or wharf, or from any aircraft, air terminal, airport, aircraft terminal or air navigation facility, or from any intermodal container, intermodal chassis, trailer, container freight station, warehouse, freight distribution facility, or freight consolidation facility. For purposes of this definition, cargo shall be deemed as moving in commerce at all points between the point of origin and the final destination, regardless of any temporary stop while awaiting transshipment or otherwise.

### 13.1 SUMMARY

Minnesota agencies reported 23 incidents of Cargo Theft for 2018.

## Chapter 14

# MINNESOTA MISSING PERSONS REPORT

### 14.1 BACKGROUND

In 1984, the Minnesota Legislature enacted the “Minnesota Missing Persons’ Act”. This Act provides for the commissioner of Public Safety to maintain a missing children and endangered person program. This program requires the commissioner to: provide the necessary computer systems to allow for the maintaining of data on missing children and endangered persons in the Federal Bureau of Investigation’s National Crime Information Center; provide a system for broadcasting information on missing children and endangered persons regionally, statewide, multistate and nationwide; and to annually compile statistical information related to missing children and endangered persons. The statute is as follows:

#### **Section 299C.52 MINNESOTA MISSING CHILDREN AND ENDANGERED PERSONS PROGRAM.**

Subdivision 1. **Definitions.** As used in sections 299C.52 to 299C.565, the following terms have the meanings given them:

- a. “**Child**” means any person under the age of 18 years or any person certified or known to be mentally incompetent.
- b. “**DNA**” means deoxyribonucleic acid from a human biological specimen.
- c. “**Endangered**” means that a law enforcement official has received sufficient evidence that the missing person is at risk of physical injury or death. The following circumstances indicate that a missing person is at risk of physical injury or death:
  1. the person is missing as a result of a confirmed abduction or under circumstances that indicate that the person’s disappearance was not voluntary;
  2. the person is missing under known dangerous circumstances
  3. the person is missing more than 30 days
  4. the person is under the age of 21 and at least one other factor in this paragraph is applicable
  5. there is evidence the person is in need of medical attention or prescription medication such that it will have a serious adverse effect on the person’s health if the person does not receive the needed care or medication
  6. the person does not have a pattern of running away or disappearing
  7. the person is mentally impaired
  8. there is evidence that the person may have been abducted by a noncustodial parent
  9. the person has been the subject of past threats or acts of violence
  10. there is evidence the person is lost in the wilderness, backcountry, or outdoors where survival is precarious and immediate and effective investigation and search and rescue efforts are critical; or

- 11. any other factor that the law enforcement agency deems to indicate that the person may be at risk of physical injury or death, including a determination by another law enforcement agency that the person is missing and endangered.
- d. **“Missing”** means the status of a person after a law enforcement agency that has received a report of a missing person has conducted a preliminary investigation and determined that the person cannot be located.
- e. **“NCIC”** means National Crime Information Center.

Subdivision 2. **Establishment.** The commissioner of public safety shall maintain a Minnesota missing children and endangered persons program within the department to enable documented information about missing Minnesota children and endangered persons to be entered into the NCIC computer.

Subdivision 3. **Computer equipment and programs.** a. The commissioner shall provide the necessary computer hardware and computer programs to enter, modify, and cancel information on missing children and endangered persons in the NCIC computer. These programs must provide for search and retrieval of information using the following identifiers: physical description, name and date of birth, name and Social Security number, name and driver’s license number, vehicle license number, and vehicle identification number. The commissioner shall also provide a system for regional, statewide, multi-state, and nationwide broadcasts of information on missing children and endangered persons. These broadcasts shall be made by local law enforcement agencies where possible or, in the case of statewide or nationwide broadcasts, by the Bureau of Criminal Apprehension upon request of the local law enforcement agency.

Subdivision 4. **Authority to enter or retrieve information.** Only law enforcement agencies may enter missing children and endangered persons information into the NCIC computer or retrieve information from the NCIC computer.

Subdivision 5. **Statistical data.** The commissioner shall annually compile and make available statistical information on the number of missing children and endangered persons entered into the NCIC computer and, if available, information on the number located.

Subdivision 6. **Rules.** The commissioner may adopt rules in conformance with sections 299C.52 to 299C.565 to provide for the orderly collection and entry of missing children and endangered persons information and requests for retrieval of missing children and endangered persons information.

Subdivision 7. **Cooperation with other agencies.** The commissioner shall cooperate with other states and the NCIC in the exchange of information on missing persons.

**Section 299C.53 MISSING PERSONS REPORT; DUTIES OF COMMISSIONER AND LAW ENFORCEMENT AGENCIES.**

Subdivision 1. **Investigation and entry of information.**

- a. A law enforcement agency shall accept without delay any report of a missing person. The law enforcement agency shall not refuse to accept a missing person report on the basis that:
  - 1. the missing person is an adult;
  - 2. the circumstances do not indicate foul play;
  - 3. the person has been missing for a short amount of time;
  - 4. the person has been missing for a long amount of time;
  - 5. there is no indication that the missing person was in the jurisdiction served by the law enforcement agency at the time of the disappearance;
  - 6. the circumstances suggest that the disappearance may be voluntary;
  - 7. the reporting person does not have personal knowledge of the facts;
  - 8. the reporting person cannot provide all of the information requested by the law enforcement agency;
  - 9. the reporting person lacks a familial or other relationship with the missing person; or
  - 10. for any other reason, except in cases where the law enforcement agency has direct knowledge that the person is, in fact, not missing and the whereabouts and welfare of the person are known at the time the report is being made.

A law enforcement agency shall accept missing person reports in person. An agency may also accept reports by telephone or other electronic means to the extent the reporting is consistent with the agency's policies or practices.

- b. Upon receiving a report of a person believed to be missing, a law enforcement agency shall conduct a preliminary investigation to determine whether the person is missing, and if missing, whether the person is endangered. If the person is initially determined to be missing and endangered, the agency shall immediately consult the Bureau of Criminal Apprehension during the preliminary investigation, in recognition of the fact that the first two hours are critical. If the person is determined to be missing and endangered, the agency shall immediately enter identifying and descriptive information about the person into the NCIC computer. Law enforcement agencies having direct access to the NCIC computer shall enter and retrieve the data directly and shall cooperate in the entry and retrieval of data on behalf of law enforcement agencies which do not have direct access to the systems.

Subdivision 2. **Location of missing person.** As soon as is practically possible after a missing person is located, the law enforcement agency which located or returned the missing person shall notify the law enforcement agency having jurisdiction over the investigation, and that agency shall cancel the entry from the NCIC computer.

Subdivision 3. **Missing and endangered persons.** If the Bureau of Criminal Apprehension receives a report from a law enforcement agency indicating that a person is missing and endangered, the superintendent may assist the law enforcement agency in conducting the preliminary investigation, offer resources, and assist the agency in helping implement the investigation policy with particular attention to the need for immediate action. The law enforcement agency shall promptly notify all appropriate law enforcement agencies in the state and, if deemed appropriate, law enforcement agencies in adjacent states or jurisdictions of any information that may aid in the prompt location and safe return of a missing or endangered person.

Subdivision 4. **Federal requirements.** In addition to the provisions of sections 299C.51 to 299C.565, the law enforcement agency and the Bureau of Criminal Apprehension shall comply with requirements provided in federal law on reporting and investigating missing children cases. For purposes of this subdivision, the definition of "child," "children," or "minor" shall be determined in accordance with the applicable federal law.

## 14.2 GOALS AND OBJECTIVES

The primary goal of the "Minnesota Missing Children and Endangered Persons Program" is to assist in locating children and endangered persons reported missing in the shortest possible time thus ensuring their safe return by: requiring investigative action by law enforcement agencies; by requiring the entry of data on the missing child or endangered person; and by requiring an annual compilation of statistical information for evaluation of the missing children and endangered person problem in Minnesota.

The following table reflects the information directly from the Federal Bureau of Investigation's, National Crime Information Center's file for Minnesota.

As of December 31, 2018 there were 551 active missing person records in the FBI/NCIC system in Minnesota.

Table 14.1: Missing Person Totals by Month

Month	Active	Entered	Cancelled
January	546	881	785
February	524	679	701
March	542	811	793
April	518	785	809
May	540	1073	1051
June	565	920	895
July	574	851	842
August	585	849	838
September	573	888	900
October	552	920	941
November	538	856	870
December	551	764	751

Table 14.2: Totals for Juveniles and Adults by Record Type <sup>1</sup>

Record Type	17 and Under		18 and Over		Total	
	Entered	Cancelled	Entered	Cancelled	Entered	Cancelled
Juvenile	7334	7279	23	86	7357	7365
Endangered	83	78	277	283	360	361
Involuntary	13	9	26	34	39	43
Disability	9	8	567	562	576	570
Catastrophe	0	0	1	2	1	2
Other	137	137	1707	1698	1844	1835
Total	7576	7511	2601	2665	10177	10176

There were 10277 missing person records entered and 10176 cancelled in 2018, with an average of 551 records active.

<sup>1</sup>Juvenile - Used to enter a person who is missing and un-emancipated as defined by the laws of his/her own state and does not meet any of the entry criteria in the other record types listed.

Endangered - Used to enter a person who is missing under circumstances indicating that his/her physical safety is in danger.

Involuntary - Used to enter a person who is missing under circumstances indicating that hte disappearance was not voluntary.  
Disability - Used to enter a person of proven physical or mental disability, thereby subjecting himself/herself or others to personal and immediate danger.

Catastrophe victim - Used to enter a person who is missing after a catastrophe or natural disaster, such as tornado or plane crash.

## Chapter 15

# COUNTY AND MUNICIPAL OFFENSE INFORMATION<sup>1</sup>

County and municipal law enforcement offenses, clearances, percent cleared and crime rate for 2018 is available by county totals [xls](#), [pdf](#) and individual agencies [xls](#), [pdf](#). Data on offense trends is available by agency [xls](#). For statewide offenses, clearances, percent cleared and crime rate, see table 4.8.

---

<sup>1</sup> Data has been updated to reflect the addition of data submitted by the Detroit Lakes Police Department but inadvertently left off of the Crime Book when initially published.

# Appendix A

## GLOSSARY OF TERMS

**ADULT** - For Minnesota Uniform Crime Report purposes, a person 18 years of age or older.

**ARREST RATE** - The number of arrests reported for Part I and Part II offenses for each unit of population, generally per 100,000 persons. Arrest rates are computed in the same manner as crime rates.

**CLEARANCE RATE** - The clearances reported for the year divided by the offenses reported for the year. Clearances that an agency reports in the calendar year may pertain to offenses that occurred in previous years. Therefore an agency could have more clearances than offenses for the year.

**CLEARED BY ARREST** - An offense is cleared by arrest, or solved for crime reporting purposes, when at least one person is (1) arrested, or (2) charged with the commission of the offense, and (3) turned over to the court for prosecution (whether following arrest, court summons, or police notice). Although it makes no physical arrest, an agency can claim an offense is cleared by arrest when the offender is a person under 18 years of age and is cited to appear in juvenile court or before other juvenile authorities.

**COUNTY** - Subdivisions of state, each with its own government which includes a sheriff's department.

**CRIME FACTORS** - Conditions which affect the amount and type of crime that occurs in a geographical area.

**CRIME INDEX** - The total number of ten major offenses used to measure the extent, fluctuation and distribution of a crime in a given geographical area. Crime classifications used in the index are: Murder, Forcible Rape, Robbery, Aggravated Assault, Human Trafficking – Commercial Sex Acts, Human Trafficking – Involuntary Servitude, Burglary, Larceny, Motor Vehicle Theft, and Arson. Each of these offenses is referred to as an “Index Offense”.

**CRIME RATE** - The number of index offenses reported for each unit of population, generally per 100,000 persons. Crime rates are computed for communities with varying populations by dividing the number of Index Crimes by the population and multiplying the answer by 100,000. (Example: 500 Index Offenses divided by 10,000 population times 100,000 = 5,000 Crime Rate).

**EXCEPTIONAL CLEARANCE** - In certain situations, law enforcement is not able to follow the three steps outlined under “Cleared by Arrest” to clear offenses known to them. Often they have exhausted all leads to clear a case. If agencies can answer all of the following questions in the affirmative, they can clear the offense exceptionally for the purpose of reporting to UCR.

1. Has the investigation definitely established the identity of the offender?
2. Is there enough information to support an arrest, charge, and turning over to the court for prosecution?
3. Is the exact location of the offender known so that the subject could be taken into custody now?
4. Is there some reason outside law enforcement control that precludes arresting, charging, and prosecuting the offender?

**JUVENILE** - For Minnesota Uniform Crime Report purposes, a person under the age of 18.

**PART I OFFENSES** - One of two main categories of crime used for crime reporting purposes. Part I offenses are by their nature more serious and/or occur frequently. The monthly tabulation of Part I offenses provides a count of “offenses known”.

**PART II OFFENSES** – One of two main categories of crime classes used for crime reporting purposes. Part II offenses are generally less serious in nature. Monthly tabulations of Part II offenses are included in Minnesota’s crime book.

**POPULATION FIGURES** - To compile the population estimates, the FBI UCR Program obtained city/town and county decennial population counts for the past five years population estimates from the U.S. Census Bureau. The UCR staff computed individual rates of growth from one year to the next for every city/town and county. Each agency’s rates of growth were averaged; that average was then applied and added to last year’s census population figure to derive the current population estimates.

**PROPERTY CRIME** - Consists of Burglary, Larceny, Motor Vehicle Theft, and Arson.

**VIOLENT CRIME** - Consists of Murder, Rape, Robbery, Aggravated Assault, Human Trafficking – Commercial Sex Acts and Human Trafficking – Involuntary Servitude.