

STATE OF MINNESOTA DEPARTMENT OF PUBLIC SAFETY

2019



MINNESOTA JUSTICE INFORMATION SERVICES
UNIFORM CRIME REPORT

MINNESOTA DEPARTMENT OF PUBLIC SAFETY



Alcohol
and Gambling
Enforcement

Bureau of Criminal
Apprehension

Driver and Vehicle
Services

Emergency
Communication
Networks

Homeland Security
and Emergency
Management

Minnesota
State Patrol

Office of
Communications

Office of
Justice Programs

Office of Pipeline
Safety

Office of
Traffic Safety

State Fire Marshal

Office of the Commissioner

445 Minnesota Street, Suite 1000, Bremer Tower, St. Paul, Minnesota 55101-5000
Phone: 651/201-7160 FAX: 651/297-5728 TTY: 651/282-6555
Internet: dps.mn.gov

August 31, 2020

The Honorable Tim Walz
Governor of the State of Minnesota
and Members of the Legislature
State Capitol
Saint Paul, Minnesota 55155

Dear Governor Walz:

The Department of Public Safety, Bureau of Criminal Apprehension (BCA), is pleased to submit the *Minnesota Uniform Crime Report-2019* for your review. This report is compiled and published in accordance with Minnesota Statutes, section 299C.18.

In 2019, Minnesota recorded a 4.7% increase in Part 1 crimes. Violent crimes, including murder, robbery, and aggravated assault, all increased over the 2018 totals. Human trafficking cases dropped substantially, but this may be a result of lack of resources for organized sweeps, unlike prior years when the Super Bowl or the Final Four prompted multiple task forces to staff teams.

Property crimes, including burglary, larceny, motor vehicle theft, and arson, also increased by 5.2% overall. There were 117,864 property crimes in 2019 – 5,865 more than the preceding year. Arson and motor vehicle theft both jumped 8% and 13%, respectively.

We are seeing increasing rates of bias crime being reported with 146 cases in 2019, an increase of 19 over cases reported in 2018. Forty-nine of the 2019 cases were directed at Black or African Americans, more than three times the next most frequent group. There were 25 officer involved shootings reported in 2019, an increase of three from 2018, a majority of which occurred in Greater Minnesota.

This report provides statistics to law enforcement, members of state government, and the general public for their use in analyzing crime in Minnesota. In addition, the data has been submitted to the Federal Bureau of Investigation's Uniform Crime Reporting Program.

These statistics have been compiled from data submitted by Minnesota police chiefs and sheriffs. Their continued contributions allow the BCA to provide what is currently the most comprehensive picture of crime in Minnesota.

Sincerely,

A handwritten signature in black ink, appearing to read "Julie M. G. [unclear]".

Commissioner
Department of Public Safety



State of Minnesota Minnesota Crime Information - 2019

John Harrington
Commissioner
Minnesota Department of Public Safety

Drew Evans
Superintendent
Bureau of Criminal Apprehension

Dana Gotz
Deputy Superintendent
Minnesota Justice Information Services

Kris Rush
Editor, UCR Program Administrator
Minnesota Justice Information Services

Prepared By:
Minnesota Department of Public Safety
Bureau of Criminal Apprehension
Minnesota Justice Information Services
1430 Maryland Avenue East
St. Paul, Minnesota 55106

Uniform Crime Report location:
<https://dps.mn.gov/divisions/bca/bca-divisions/mnjis/Pages/uniform-crime-reports.aspx>

Contents

- Contents** **2**
- List of Figures** **5**
- List of Tables** **7**
- 1 PREFACE** **8**
 - 1.1 NOTICE 8
- 2 LAW ENFORCEMENT AGENCIES CONTRIBUTING** **9**
- 3 CRIME REPORTING REQUIREMENTS, PROCEDURES AND FACTORS** **11**
 - 3.1 BACKGROUND 11
 - 3.1.1 Section 299C.05 CRIME DATA COLLECTION. 11
 - 3.1.2 Section 299C.06 DIVISION POWERS AND DUTIES; COOPERATION. 11
 - 3.1.3 Section 299C.12 RECORD KEPT BY PEACE OFFICERS; REPORTS. 12
 - 3.2 GOALS AND OBJECTIVES 12
 - 3.3 REPORTING PROCEDURES 12
 - 3.4 CRIME FACTORS 13
 - 3.5 A DESCRIPTION OF UNIFORM CRIME REPORTING OFFENSES AND THEIR CLASSIFICATION 14
 - 3.6 PART I OFFENSE DEFINITIONS (Serious Crime) 14
 - 3.6.1 Criminal Homicide 14
 - 3.6.2 Rape 15
 - 3.6.3 Robbery 15
 - 3.6.4 Aggravated Assault 15
 - 3.6.5 Burglary - Breaking and Entering 15
 - 3.6.6 Larceny - Theft (does not include Motor Vehicle Theft) 16
 - 3.6.7 Motor Vehicle Theft 16
 - 3.6.8 Arson 16
 - 3.6.9 Human Trafficking - Commercial Sex Acts 16
 - 3.6.10 Human Trafficking - Involuntary Servitude 16
 - 3.7 PART II OFFENSE DEFINITIONS (Less Serious Crime) 16
 - 3.7.1 Other Assaults 16
 - 3.7.2 Forgery and Counterfeiting 16
 - 3.7.3 Fraud 16
 - 3.7.4 Embezzlement 17
 - 3.7.5 Stolen Property - Buying, Receiving, Possessing 17
 - 3.7.6 Vandalism - Destruction of Property 17
 - 3.7.7 Weapons 17
 - 3.7.8 Prostitution and Commercialized Vice 17
 - 3.7.9 Sex Offenses 17

CONTENTS

3.7.10 Drug Abuse Violation 17

3.7.11 Gambling 17

3.7.12 Offenses Against Family and Children 17

3.7.13 Driving Under the Influence 17

3.7.14 Liquor Laws 18

3.7.15 Disorderly Conduct - Disturbing the Peace 18

3.7.16 Vagrancy 18

3.7.17 All Other Offenses 18

3.7.18 Curfew and Loitering Law Violation (Juvenile) 18

3.7.19 Runaways (Juvenile) 18

4 MINNESOTA OFFENSE INFORMATION 19

4.1 CRIME INDEX - SERIOUS (OR PART I) CRIMES 19

4.1.1 Violent Crimes 19

4.1.2 Property Crimes 20

4.1.3 Total Arrests 20

4.2 CRIMES OF VIOLENCE 22

4.2.1 Criminal Homicide - Murder 22

4.2.2 Rape 31

4.2.3 Robbery 32

4.2.4 Aggravated Assault 34

4.2.5 Human Trafficking 35

4.3 CRIMES AGAINST PROPERTY 39

4.3.1 Burglary 39

4.3.2 Larceny - Theft 42

4.3.3 Motor Vehicle Theft 45

4.3.4 Arson 46

4.3.5 Property Crime Value Information 48

4.4 ADDITIONAL STATEWIDE OFFENSE INFORMATION 50

4.4.1 Crime Rate per 100,000 Inhabitants and Percent Cleared by Agency 50

4.4.2 Crime Rate per 100,000 Inhabitants and Percent Cleared by Judicial District and County 50

4.4.3 Historical Crime Index Summary 50

5 MINNESOTA ARREST INFORMATION 51

5.1 STATEWIDE ARREST INFORMATION 51

5.2 DRUG ABUSE ARREST INFORMATION 57

6 COMPARISON OF METRO-NONMETRO OFFENSES AND ARRESTS 59

7 CRIME OFFENSES AND ARRESTS FOR STATE JUDICIAL DISTRICTS 63

8 LAW ENFORCEMENT EMPLOYEE INFORMATION 65

9 LAW ENFORCEMENT OFFICERS KILLED OR ASSAULTED 67

10 LAW ENFORCEMENT OFFICERS FIREARMS DISCHARGES, OFFICER-INVOLVED SHOOTINGS, AND USE OF FORCE 71

10.1 SUMMARY 71

10.2 MINNESOTA USE-OF-FORCE DATA INCLUDED IN THE FBI'S NATIONAL USE-OF-FORCE DATA COLLECTION 75

11 POLICE PURSUITS 83

11.1 SUMMARY 83

12 BIAS MOTIVATED CRIMES 88

CONTENTS

12.1 SUMMARY 88

13 CARGO THEFT 96

13.1 SUMMARY 96

14 MINNESOTA MISSING PERSONS REPORT 97

14.1 BACKGROUND 97

14.2 GOALS AND OBJECTIVES 99

15 COUNTY AND MUNICIPAL OFFENSE INFORMATION 101

A GLOSSARY OF TERMS 102

List of Figures

4.1	Violent Crimes Reported	21
4.2	Property Crimes Reported	21
4.3	Criminal Homicides by Relationship to Offender	23
4.4	Weapons Used in Committing Criminal Homicides	23
4.5	Circumstances Indicated for Criminal Homicide Incidents	24
4.6	Homicide Victims by Age	25
4.7	Homicide Victims by Sex	25
4.8	Homicide Victims by Race	26
4.9	Homicide Offenders by Age	26
4.10	Homicide Offenders by Sex	27
4.11	Homicide Offenders by Race	27
4.12	Rapes Completed and Attempted	31
4.13	Types of Weapons Used for Robberies	32
4.14	Total Stolen Property Value by Robbery Type	33
4.15	Average Stolen Property Value by Robbery Type	33
4.16	Types of Weapons Used for Aggravated Assaults	34
4.17	Human Trafficking Victims by Age	36
4.18	Human Trafficking Victims by Sex	36
4.19	Human Trafficking Victims by Race	37
4.20	Human Trafficking Offenders by Age	37
4.21	Human Trafficking Offenders by Sex	38
4.22	Human Trafficking Offenders by Race	38
4.23	Types of Burglaries	39
4.24	Residential Burglaries by Time of Day	40
4.25	Non-Residential Burglaries by Time of Day	40
4.26	Burglaries by Location	41
4.27	Burglary Losses by Location	41
4.28	Larceny-Theft by Value	42
4.29	Larceny-Theft by Type	43
4.30	Total Larceny-Theft Property Loss by Type	43
4.31	Average Larceny-Theft Property Loss by Type	44
4.32	Stolen Vehicles by Type	45
4.33	Arson by Property Type	46
4.34	Total Estimated Property Value in Arson by Property Type	47
4.35	Arson by Structure Type	47
4.36	Total Estimated Stolen Value in Property Offenses	48
5.1	Arrests by Age	52
5.2	Arrests by Sex	52
5.3	Arrests by Race	53
5.4	Drug Abuse Arrests by Drug Type	57

LIST OF FIGURES

9.1 Law Enforcement Officers Killed or Assaulted By Type of Weapon	67
9.2 Law Enforcement Officers Killed or Assaulted By Type of Activity	68
9.3 Law Enforcement Officers Killed or Assaulted By Type of Assignment	69
9.4 Law Enforcement Officers Killed or Assaulted By Type of Injury	69
9.5 Law Enforcement Officers Killed or Assaulted By Time of Incident	70
10.1 Firearms Shots Fired By Time of Day	73
10.2 Firearms Shots Fired By Activity Type	73
10.3 Firearms Shots Fired By Assignment Type	74
10.4 Firearms Shots Fired By Weapon Type	74
10.5 Firearms Shots Fired By Incident Level	75
10.6 Use of Force Subject Injury	76
10.7 Use of Force Officer Injury	76
10.8 Use of Force Subject Impairment Indicated	77
10.9 Use of Force Subject Impairment Type	77
10.10 Use of Force Subject Armed	78
10.11 Use of Force Resistance	78
10.12 Use of Force Utilized	79
10.13 Subject Age	79
10.14 Subject Race	80
10.15 Subject Sex	80
10.16 Officer Age	81
10.17 Officer Race	81
10.18 Officer Sex	82
10.19 Officer Years of Service	82
11.1 Pursuits By Time of Incident	84
11.2 Reason for Pursuit Initiation	84
11.3 Reason for Pursuit Termination	85
11.4 Pursuit Duration	86
12.1 Bias Incidents by Bias Motivation Type	89
12.2 Bias Incidents by Offense Committed	90
12.3 Bias Incidents by Bias Location Type	91
12.4 Bias Incidents by Bias Situation Type	92
12.5 Bias Victims by Age	93
12.6 Bias Victims by Sex	93
12.7 Bias Victims by Race	94
12.8 Bias Offenders by Age	94
12.9 Bias Offenders by Sex	95
12.10 Bias Offenders by Race	95

List of Tables

2.1	Total Number of Police Department Contributors	10
2.2	Total Number of Sheriff's Office Contributors	10
2.3	Total Number of Non-City Contributors	10
4.1	Criminal Homicide Victims by Age and Race	28
4.2	Criminal Homicide Victims by Age and Sex	28
4.3	Criminal Homicide Offenders by Age and Race	28
4.4	Criminal Homicide Offenders by Age and Sex	29
4.5	Homicides by Reporting Agency	30
4.6	Value of Property Stolen by Offense (\$1K)	49
4.7	Total Value of Property Stolen and Recovered by Property Type (\$1K)	49
4.8	Statewide Offense and Clearance Information	50
5.1	Arrests by Sex and Offense	54
5.2	Arrests by Age and Offense	55
5.3	Arrests by Race and Offense	56
5.4	Drug Abuse Arrests by Sex and Drug Type	58
5.5	Drug Abuse Arrests by Age and Drug Type	58
5.6	Drug Abuse Arrests by Race and Drug Type	58
5.7	Arrests for Drug Abuse Sale	58
5.8	Arrests for Drug Abuse Possession	58
6.1	Metropolitan Counties	60
6.2	Metro and Nonmetro Offenses and Clearances	61
6.3	Metro and Nonmetro Crime Rate per 100,000 and Offense Ratio*	62
7.1	Violent and Property Crimes by Judicial District	64
7.2	Arrests by Judicial District	64
8.1	Police Department Employee Data	66
8.2	Sheriff Department Employee Data	66
8.3	Zero Population Employee Data	66
10.1	Firearms Shots Fired by Agency Population Group	72
11.1	Injury Type for Persons Involved in or Affected by Pursuit	87
11.2	Injury Type for Officers Involved in Pursuit	87
14.1	Missing Person Totals by Month	100
14.2	Totals for Juveniles and Adults by Record Type	100
14.3	Missing Persons Entered by Sex and Race	100

Chapter 1

PREFACE

In 1935, the Bureau of Criminal Apprehension (BCA) was given the responsibility to collect activity information from law enforcement agencies throughout the state of Minnesota. Reports containing this information were completed and forwarded to the concerned parties every two years as required by state statute until 1972, when the reports began to be produced annually.

This report measures criminal activity in the state using data submitted by individual law enforcement agencies. The criminal activity consists of incidents, stolen and recovered property, and arrests. In addition to crime data, this report also contains other data required in statute including the number of law enforcement officers killed or assaulted; firearms discharges by police officers; missing person reports; police pursuits, and bias offenses. Limited information is also available on law enforcement personnel.

Comparisons with previous years' statistics are presented for trend changes that may be of use to the reader.

The Minnesota Uniform Crime Report – 2019 report is compiled from crime statistics provided by Minnesota law enforcement agencies. Law enforcement agencies use Minnesota Offense Codes (MOCs) to categorize crime for reporting purposes. MOCs are created based on Minnesota statutes and each code represents a specific crime category. Each year the BCA makes additions, deletions, and corrections to MOCs based on statute changes, FBI clarification, and identification of errors. As a result the way crimes are categorized can change from year to year. Any comparisons with previous years should be viewed with caution. The Minnesota Department of Public Safety, Bureau of Criminal Apprehension wishes to thank the cooperating law enforcement agencies whose assistance make this report possible.

1.1 NOTICE

The data presented in this report is submitted by law enforcement agencies in Minnesota. Each agency is responsible for the accuracy, completeness and timeliness of the data the agency chooses to submit. Agency policy on what to submit may vary and those variances are reflected in the data and statistics presented.

Chapter 2

LAW ENFORCEMENT AGENCIES CONTRIBUTING

To assure an accurate interpretation of the data presented in this report, the exact number of law enforcement agencies submitting information must be provided. Reports are submitted according to the definitions of Uniform Crime Reporting. Police departments submit information for cities while sheriff's departments submit information for rural areas. Since 1936, the average percent of sheriff's offices and police departments forwarding information has been at least 94 percent.

Table 2.1: Total Number of Police Department Contributors

Population Group	Population	Agencies	Agencies Reporting
City 250,000 - 499,999	741,279	2	2
City 100,000 - 249,999	118,267	1	1
City 50,000 - 99,999	1,098,960	16	16
City 25,000 - 49,999	721,352	22	22
City 10,000 - 24,999	795,131	48	48
City 2,500 - 9,999	438,184	86	86
City under 2,500	153,633	117	105
Total	4,066,806	292	280

Table 2.2: Total Number of Sheriff's Office Contributors

Population Group	Population	Agencies	Agencies Reporting
Non-metro County 25,000 - 99,999	154,742	5	5
Non-metro County 10,000 - 24,999	303,365	18	18
Non-metro County under 10,000	218,559	37	35
Metro County 100,000 or over	115,559	1	1
Metro County 25,000 - 99,999	539,424	9	9
Metro County 10,000 - 24,999	216,083	13	13
Metro County under 10,000	25,094	4	4
Total	1,572,826	87	85

Table 2.3: Total Number of Non-City Contributors ¹

Population Group	Agencies	Agencies Reporting
City under 2,500	10	10
Non-metro County under 10,000	5	5
Metro County under 10,000	8	8

¹Non-City entities, such as Minnesota State Patrol, Three Rivers Park District, University of Minn. - Duluth, University of Minn. - Minneapolis, University of Minn. - Morris, Metropolitan Airport Police, Fond du Lac Tribal Police and Mille Lacs Tribal Police are not assigned population numbers.

Chapter 3

CRIME REPORTING REQUIREMENTS, PROCEDURES AND FACTORS

3.1 BACKGROUND

The state of Minnesota has participated in the FBI's Uniform Crime Reporting (UCR) Program since 1936. Minnesota statutes require and authorize the Bureau of Criminal Apprehension to collect UCR data. The statutes are as follows.

3.1.1 Section 299C.05 CRIME DATA COLLECTION.

It shall be the duty of this division to collect, and preserve as a record of the bureau, information concerning the number and nature of offenses known to have been committed in the state, of the legal steps taken in connection therewith from the inception of the complaint to the final discharge of the defendant, and such other information as may be useful in the study of crime and administration of justice. The information so collected and preserved shall include such data as may be requested by the United States Department of Justice, at Washington, under its national system of crime reporting. To the extent possible, the superintendent must utilize a nationally recognized system or standard approved by the Federal Bureau of Investigation to collect and preserve crime data.

3.1.2 Section 299C.06 DIVISION POWERS AND DUTIES; COOPERATION.

It shall be the duty of all sheriff's, chiefs of police, prison wardens, superintendents of hospitals for persons with mental illnesses, reformatories and correctional schools, probation and parole officers, school attendance officers, coroners, county attorneys, court clerks, the commissioner of public safety, the commissioner of transportation, and the state fire marshal to furnish to the division statistics and information regarding the number of crimes reported and discovered; arrests made; complaints, informations and indictments filed, and the disposition made of same; pleas, convictions, acquittals, probations granted or denied; conditional release information; receipts, transfers, and discharges to and from prisons, reformatories, correctional schools and other institutions; paroles granted and revoked; commutation of sentences and pardons granted and rescinded; and all other data useful in determining the cause and amount of crime in this state and to form a basis for the study of crime, police methods, court procedure, and penal problems. Such statistics and information shall be furnished upon the request of the division and upon such forms as may be prescribed and furnished by it. Unless otherwise required or permitted by the superintendent of the Bureau of Criminal Apprehension, an agency or person furnishing information under this section must utilize a nationally recognized system or standard approved by the Federal Bureau of Investigation for reporting statistics and information. The

division shall have the power to inspect and prescribe the form and substance of the records kept by those officials from which the information is so furnished.

3.1.3 Section 299C.12 RECORD KEPT BY PEACE OFFICERS; REPORTS.

Every peace officer shall keep or cause to be kept a permanent written record, in such form as the superintendent may prescribe, of all felonies reported to or discovered by the officer within the officer's jurisdiction and of all warrants of arrest for felonies and search warrants issued to the officer in relation to the commission of felonies, and shall make or cause to be made to the sheriff of the county and the bureau, reports of all such crimes, upon such forms as the superintendent may prescribe, including a statement of the facts and a description of the offender, so far as known, the offender's method of operation, the action taken by the officer, and such other information as the superintendent may require.

3.2 GOALS AND OBJECTIVES

The primary goal of the UCR program in Minnesota is to provide statistical information on the volume and effect of crime. The major objectives of Minnesota's UCR Program include:

1. Statistics on crime in Minnesota to be used by the Governor, Legislature, and other concerned individuals.
2. Statistics on crime for administrative and operational use by law enforcement administrators.
3. Statistics on specific criminal offenses to be used in the FBI's national crime reports.
4. Statistics involving the age, sex and race of offenders and bias crime factors to determine the proper focus for crime prevention and enforcement.
5. Statistics on crime for researchers to assist in the understanding of the causes of crime within a biological, sociological and/or psychological framework.
6. Statistics on crime to measure the workload and effectiveness of the current state criminal justice system.
7. Statistics on crime for personnel employed by the criminal justice system to help assist in improving the efficiency and performance of criminal justice agencies.

3.3 REPORTING PROCEDURES

Through Minnesota's crime reporting statutes, participating Minnesota law enforcement agencies are required to submit information as determined by the Department of Public Safety. The required information is tallied from each agency's internal record of complaints, investigations, miscellaneous reports and arrests. To help achieve a uniformity of reporting throughout the state, a copy of the Summary Reporting System User Manual is made available to each agency. Department of Public Safety personnel review the submissions and contact the submitting agency if inconsistent reporting or errors are noted.

The Department of Public Safety, with input from the FBI, established its specific program to measure criminal activity for state and federal purposes. The result is a tabulation of the number and type of offenses committed, cases cleared or solved, and persons arrested. One violation is all that is required to trigger reporting requirements, but a criminal act may involve several crimes, several persons, and several victims. When a criminal act involves more than one offense, only the most serious offense is counted, with some exceptions.

One part of criminal data collection involves juvenile offenses (committed by an individual under age 18). Many times juvenile offenses are handled informally within agencies and therefore go unreported. In cases where an offense involves both adults and juveniles, and subsequent arrests are made of both, the crime reporting program will indicate this offense to be cleared by the arrest of the adult. Juvenile arrests are used for clearance purposes in those instances where only juveniles are involved.

"Clearance by arrest" indicates that at least one person was arrested, cited, or appeared in court based on a summons. This does not preclude the fact that others may also have been involved in the offense.

Clearance Rate is calculated by counting the clearances reported for the year divided by the offenses reported for the year. Clearances that an agency reports in the calendar year may pertain to offenses that occurred in previous years. Therefore an agency could have more clearances than offenses for the year.

Clearing an offense by the arrest of a person(s) is but one means of indicating such activity. Another involves “exceptional clearances.” An exceptional clearance exists when some element beyond law enforcement action prevents formal charges against the offender. Such a situation might arise if:

1. The offender commits suicide.
2. A double murder occurs (two persons kill each other).
3. The offender dies after making a confession (dying declaration).
4. The offender is killed by a law enforcement officer.
5. The offender confesses to committing the crime while already in custody for another crime or serving a sentence.
6. The offender is prosecuted in another city for a different crime by federal, state, or local authorities, or for the same offense, and the other jurisdiction refuses to release the offender.
7. Another jurisdiction refuses to extradite the offender.
8. The victim of a crime refuses to cooperate in the prosecution.
9. The offender is a juvenile who is handled by a verbal or written notice to the parents in instances involving minor offenses.

The count of offenses is the complaints received by law enforcement agencies from victims, witnesses, or other sources, or discovered by agencies. Complaints determined by subsequent investigation to be unfounded are eliminated from the count. The resulting number of actual offenses for each crime offense category is reported whether anyone is arrested, stolen property is recovered, local prosecutorial policy, or any other consideration. Reported offenses are recorded by the agency that has jurisdiction where the offenses occur. Law enforcement agencies also submit additional offense information that is included in this report.

Crime data and information submitted by law enforcement agencies is collected in the Minnesota Crime Reporting System. Once received, it is processed and published for use in state and national reports as well as by the participating agencies.

“Crime rate” is a term used in evaluating criminal statistics. It is the number of crimes reported by law enforcement per 100,000 in population.

3.4 CRIME FACTORS

The current method of crime reporting presents several limitations to the accuracy of this report. Law enforcement agencies can only report what is known to them. In many instances crime victims do not inform the law enforcement agency about the crime. The public tends to not report minor crimes or crimes that leave the victim concerned about public embarrassment or personal safety.

Another element of concern is that not all law enforcement agencies report crime information. When agencies neglect to report crime information it reduces the accuracy of the larger crime picture. In addition, while many agencies have transitioned to the National Incident-Based Reporting System, or NIBRS, others continue to report information using the Summary Reporting approach, which only captures the most serious offense when an incident includes multiple offenses. All Minnesota agencies will move to NIBRS reporting by the 2021 reporting period.

“Selective reporting” can also affect the accuracy of this report. Selective reporting reflects only the crimes which an agency considers important or necessary to be reported through the system. This results in a misleading account of the crime picture within a jurisdiction and across the state.

The FBI has also identified conditions beyond the control of law enforcement also affect the measurement and analysis of crime.

- Population density and degree of urbanization.
- Variations in composition of the population, particularly youth concentration.

- Stability of the population with respect to residents; mobility, commuting patterns, and transient factors.
- Economic conditions, including median income, poverty level, and job availability.
- Modes of transportation and highway systems.
- Cultural factors and educational, recreational, and religious characteristics.
- Family conditions with respect to divorce and family cohesiveness.
- Climate.
- Effective strength of law enforcement agencies.
- Administrative and investigative emphases on law enforcement.
- Policies of other components of the criminal justice system (i.e., prosecutorial, judicial, correctional, and probational).
- Citizens' attitudes toward crime.
- Crime reporting practices of the citizenry.

Information provided in the *Minnesota Uniform Crime Report 2019* is as accurate as currently available in the state. Crime and arrest statistics should be interpreted with caution when comparing different law enforcement jurisdictions. Reported crimes relate to events, while arrests relate to persons. For any one criminal act there may be multiple crimes, multiple offenders, and multiple victims.

3.5 A DESCRIPTION OF UNIFORM CRIME REPORTING OFFENSES AND THEIR CLASSIFICATION

The Department of Public Safety Bureau of Criminal Apprehension uses reporting techniques recommended by the FBI to record data submitted by Minnesota law enforcement agencies. The submitted data contains information regarding Part I Offenses.

Part I Offenses are ten serious crimes that occur on a regular basis and are likely to be reported to law enforcement.

Part I Offenses are generally referred to as the “Crime Index” measurement. Part II Offenses represent “less serious” crime classifications. Part I and Part II crimes are defined by the FBI Uniform Crime Reporting Program.

Part I Offenses include murder, rape, aggravated assault, robbery, burglary, larceny, motor vehicle theft, arson, human trafficking – commercial sex acts, and human trafficking – involuntary servitude. These crimes were chosen by the FBI because of their uniformity of definition, total volumes, and likelihood of being reported. Murder, rape, aggravated assault, human trafficking, and robbery are also known as “violent crimes.” Burglary, larceny, motor vehicle theft and arson are considered “property crimes.” A law enforcement agency becomes aware of these crimes in several ways: reports of its own officers, citizen complaints, notification from a prosecuting attorney or information supplied by court officials.

3.6 PART I OFFENSE DEFINITIONS (Serious Crime)

3.6.1 Criminal Homicide

The killing of another person.

- a) Murder and Nonnegligent Manslaughter - The willful (nonnegligent) killing of one human being by another. As a general rule, any death caused by injuries received in a fight, argument, quarrel, assault, or commission of a crime is classified as Murder and Nonnegligent Manslaughter.
- b) Manslaughter - The killing of another person through gross negligence. As a general rule, any death caused by the gross negligence of another is classified as Criminal Homicide — Manslaughter by Negligence.

The ‘Unborn’ age category is considered a homicide by the state of Minnesota, but not by the FBI. Minnesota began collecting this category in 2011.

3.6.2 Rape

- a) Penetration, no matter how slight, of the vagina or anus with any body part or object, or oral penetration by a sex organ of another person, without the consent of the victim.
- b) Assault to Rape-Attempts - All assaults and attempts to rape. Does not include Statutory Rape.

3.6.3 Robbery

The taking or attempting to take anything of value from the care, custody, or control of a person or persons by force or threat of force or violence and/or by putting the victim in fear.

- a) Armed Robbery-Any Weapon - When any object is so employed as to constitute force or the threat of force, it will be considered a weapon. This would include firearms, knives, clubs, brass knuckles, blackjacks, broken bottles, acid, explosives, etc. Cases involving possible pretended weapons or cases involving weapons not seen by the victim but which the robber claims to have with him should be counted in this category.
- b) Strong Arm-No Weapon - This includes muggings and similar offenses where no weapon is used but strong-arm tactics are employed to deprive the victim of his property. This definition is limited to hands, arms, fists, feet, etc. This includes all attempts.

3.6.4 Aggravated Assault

An unlawful attack by one person upon another for the purpose of inflicting severe or aggravated bodily injury. This type of assault usually is accompanied by the use of a weapon or by means likely to produce death or great bodily harm.

- a) Gun - Includes all assaults or attempted assaults involving the use of any type of firearm. This includes revolvers, automatic pistols, shotguns, zip guns, pellet guns, etc.
- b) Knife or Cutting Instrument - Includes all assaults or attempted assaults involving the use of cutting or stabbing objects such as knives or razors, hatchets, axes, cleavers, scissors, glass, broken bottles, daggers, ice picks, etc.
- c) Other Dangerous Weapons - Includes all assaults or attempted assaults when an object other than a gun, knife or cutting instrument is used. This includes clubs, bricks, jack handles, bottles, explosives, acid, lye, poisons, scalding water, and cases of attempted drowning and burning, etc.
- d) Hands, Fists, Feet, etc. Aggravated - Includes all assaults with hands, fists, feet, etc., which could result in an aggravated assault conviction. In order for the crime to be classified as aggravated, the victim must suffer great bodily harm.

3.6.5 Burglary - Breaking and Entering

Includes any unlawful entry or attempted forcible entry of any structure to commit a felony or larceny. A burglary is any unlawful entry or attempted forcible entry of any dwelling, attached structure, public building, shop, factory, storehouse, apartment, house, trailer, warehouse, mill, farm, ship, railroad car, etc. This does not include breaking and entering of motor vehicles. These are scored in the larceny category.

- a) Forcible Entry - Includes all offenses where force of any kind is used to unlawfully enter a locked structure such as any of those listed above with intent to steal or commit a felony. This includes entry by use of a master key or other device that leaves no mark to open a lock.
- b) Unlawful Entry-No Force - The entry of a structure is achieved by use of an unlocked door or window. The element of trespass to the structure is essential in this category, which includes thefts from open garages, open warehouses, open or unlocked dwellings, and open or unlocked common basement areas in apartment houses where entry is achieved by other than the tenant who has lawful access.
- c) Attempted Forcible Entry - This category includes those situations where a forcible entry is attempted but not achieved.

3.6.6 Larceny - Theft (does not include Motor Vehicle Theft)

The unlawful taking, carrying, leading, or riding away of property from the possession or constructive possession of another. Larceny and theft are synonymous in the UCR Program. This involves all thefts resulting from pocket picking, purse snatching, shoplifting, larceny from auto, larceny of auto parts and accessories, bicycle theft, larceny from buildings, and larceny from any coin operated machines. Any theft that is not a robbery or any theft that does not result from a breaking and entering shall be scored here. Excludes embezzlements, unlawful conversions, larceny by bailee, frauds or bad checks. When the true or known value of stolen property is not available, estimates based on accepted police methods of property evaluation are used.

3.6.7 Motor Vehicle Theft

Motor Vehicle Theft includes the theft or attempted theft of a motor vehicle, which the UCR Program defines as a self-propelled vehicle that runs on land surface and not on rails, such as, sport utility vehicles, automobiles, trucks, buses, motorcycles, motor scooters, all-terrain vehicles, and snowmobiles. This category does not include farm equipment, bulldozers, airplanes, construction equipment, or water craft (motorboats, sailboats, houseboats, or jet skis). Excludes incidents in which the alleged offender had lawful access to the vehicle as in a family situation, or the unauthorized use by others having lawful access to the vehicle such as chauffeur, employee, etc.

3.6.8 Arson

Any willful or malicious burning or attempt to burn, with or without intent to defraud, a dwelling, public building, motor vehicle or aircraft, personal property of another, etc. A death resulting from arson will be classified as murder and personal injuries resulting would be classified as assaults.

3.6.9 Human Trafficking - Commercial Sex Acts

Includes all offenses where a person was induced by fraud, or coerced to participate in commercial sex acts, or in which the person induced to perform such act(s) has not attained 18 years of age.

3.6.10 Human Trafficking - Involuntary Servitude

Included in this category are offenses where a person(s) is obtained through recruitment, harboring, transportation, or provision and subjected by force, fraud, or coercion into involuntary servitude, peonage, debt bondage, or slavery (not to include commercial sex acts).

3.7 PART II OFFENSE DEFINITIONS (Less Serious Crime)

3.7.1 Other Assaults

This classification consists of all assaults and attempted assaults which are simple or minor in nature.

3.7.2 Forgery and Counterfeiting

The altering, copying, or imitating of something, without authority or right, with the intent to deceive or defraud by passing the copy or thing altered or imitated as that which is original or genuine. Also includes the selling, buying, or possession of an altered, copied, or imitated thing with the intent to deceive or defraud.

3.7.3 Fraud

The intentional perversion of the truth for the purpose of inducing another person or other entity in reliance upon it to part with something of value or to surrender a legal right. Fraudulent conversion and obtaining of money or property by false pretenses.

3.7.4 Embezzlement

The misappropriation or misapplication of money or property entrusted to one's care, custody, or control.

3.7.5 Stolen Property - Buying, Receiving, Possessing

Includes all offenses of buying, receiving, possessing, or concealing stolen property as well as all attempts to commit any of these offenses.

3.7.6 Vandalism - Destruction of Property

Includes all willful or malicious destruction, injury, disfigurement or defacement of any public or private property, real or personal, without the consent of the owner or person having custody or control by cutting, tearing, breaking, marking, painting, drawing, covering with filth or any other such means as may be specified by law.

3.7.7 Weapons

The violation of laws or ordinances prohibiting the manufacture, sale, purchase, transportation, possession, concealment, or use of firearms, cutting instruments, explosives, incendiary devices, or other deadly weapons.

3.7.8 Prostitution and Commercialized Vice

The unlawful promotion of or participation in sexual activities in exchange for anything of value. To solicit customers or transport persons for prostitution purposes, to own, manage, or operate a dwelling or other establishment for the purpose of providing a place where prostitution is performed, or to otherwise assist or promote prostitution.

3.7.9 Sex Offenses

Includes all sex offenses other than forcible rape, prostitution, and commercialized vice. This encompasses offenses against chastity, common decency, and morals.

3.7.10 Drug Abuse Violation

The violation of laws prohibiting the production, distribution, and/or use of certain controlled substances. The unlawful cultivation, manufacture, distribution, sale, purchase, use, possession, transportation, or importation of any controlled drug or narcotic substance. Arrests for violations of state and local laws, specifically those relating to the unlawful possession, sale, use, growing, manufacturing, and making of narcotic drugs.

3.7.11 Gambling

Includes all charges relating to promoting, permitting, or engaging in illegal gambling.

3.7.12 Offenses Against Family and Children

Unlawful nonviolent acts by a family member (or legal guardian) that threaten the physical, mental, or economic well-being or morals of another family member and that are not classifiable as other offenses, such as Assault or Sex Offenses. Includes all charges of non-support, neglect, or abuse of family and children by such acts as desertion, abandonment, or non-support, neglect or abuse of a child, or nonpayment of alimony.

3.7.13 Driving Under the Influence

Driving or operating a motor vehicle or common carrier while mentally or physically impaired as the result of consuming an alcoholic beverage or using a drug or narcotic.

3.7.14 Liquor Laws

With the exception of drunkenness and driving under the influence, all state or local liquor law violations are placed in this class. Excludes federal violations, includes manufacturing, selling, transporting and furnishing as in maintaining unlawful drinking places. Bootlegging, operating a still, furnishing liquor to a minor and using a vehicle for illegal transportation of liquor are included.

3.7.15 Disorderly Conduct - Disturbing the Peace

Any behavior that tends to disturb the public peace or decorum, scandalize the community, or shock the public sense of morality. This classification includes:

- Unlawful assembly
- Disturbing the peace
- Disturbing meetings
- Disorderly conduct in state institutions, at court, at fairs, on trains or public conveyances, etc.
- Blasphemy, profanity, and obscene language
- Refusing to assist an officer
- Attempts to commit any of the above

3.7.16 Vagrancy

The violation of a court order, regulation, ordinance, or law requiring the withdrawal of persons from the streets or other specified areas, prohibiting persons from remaining in an area or place in an idle or aimless manner, or prohibiting persons from going from place to place without visible means of support.

3.7.17 All Other Offenses

All violations of state or local laws not specifically identified as Part I or Part II offenses, except traffic violations. This classification includes:

- Admitting minors to improper places
- Bigamy and polygamy
- Blackmail and extortion
- Contempt of court
- Kidnapping
- Possession of drug paraphernalia
- Riot and rout, etc.
- Attempts to commit any of the above

3.7.18 Curfew and Loitering Law Violation (Juvenile)

Offenses relating to local curfew or loitering ordinances, where such laws exist.

3.7.19 Runaways (Juvenile)

This classification is limited to juveniles taken into protective custody under provisions of state statutes.

Chapter 4

MINNESOTA OFFENSE INFORMATION

4.1 CRIME INDEX - SERIOUS (OR PART I) CRIMES

In previous years ten major criminal offenses were referred to as the *crime index* and they were used to evaluate the changes and trends in amounts of crime over designated periods of time. Following is a summary of the crime index for 2019 utilizing the same ten major criminal offenses in order to present a historical comparison from past years.

The **crime index** in Minnesota totaled:

- 130,373 offenses during 2019, which was an increase of 4.7 percent from the 124,528 offenses occurring in 2018.
- The crime rate¹ represented 2,311.7 per 100,000 in population for 2019, while in 2018 the crime rate was registered at 2,216.3 per 100,000 population, an increase of 4.3 percent.
- Of the total crime index offenses reported in 2019, 27 percent were cleared by arrest or exceptionally cleared. In 2018, 28 percent of the total offenses were cleared by arrest or exceptionally cleared.
- Larceny was the largest category of serious crime reported for Minnesota in 2019 with a total of 90,257 offenses reported. Larceny was the largest category of serious crime reported for the state in 2018 with 85,394 total offenses reported.

Human Trafficking – Commercial Sex Acts and Human Trafficking – Involuntary Servitude were added to UCR crime reporting as Part I violent crimes by the FBI in 2008. Minnesota began collecting and reporting the two additional Part I offenses in 2014.

4.1.1 Violent Crimes

Violent crime in Minnesota accounted for 9.6 percent of all offenses reported in 2019. There were 12,509 total violent crimes (murders, rapes, robberies, aggravated assaults and human trafficking offenses) for the year. Compared with the 12,589 total violent crimes reported for 2018, the 2019 figure represents a decrease of 0.006 percent in violent crime for the state. The number of violent crimes for the state per 100,000 population for 2019 was 221.8, while in 2018 there were 224 per 100,000 population.

- **Murder** - Offenses involving murder totaled 117 in 2019 in Minnesota compared to 104 in 2018, an increase of 12.5 percent.
- **Rape** - There were 2,431 rapes reported in 2019 and 2,666 in 2018, a decrease of 8.8 percent.
- **Robbery** - There were 3,081 robberies reported in 2019 and 2,943 in 2018, an increase of 4.7 percent.

¹Minnesota crime rates per 100,000 are based on the 5639632 state population estimate from the FBI for 2019.

- **Aggravated Assault** - Offenses involving aggravated assault totaled 6,742 in 2019 in Minnesota compared to 6,693 in 2018, an increase of 0.7 percent.
- **Human Trafficking - Commercial Sex Acts** - There were 128 commercial sex acts reported in 2019 and 183 in 2018, an decrease of 24.5 percent.²
- **Human Trafficking - Involuntary Servitude** - There were 10 involuntary servitude incidents reported in 2019 and 0 in 2018.

4.1.2 Property Crimes

Property crime in Minnesota in 2019 amounted to 90.4 percent of the crime index offenses for that year. There were a total of 117,864 property crimes (burglaries, larcenies, motor vehicle thefts, and arsons) reported in 2019. Compared with the 111,999 offenses reported in 2018, the 2019 figure represents an increase of 5.2 percent in property crime for the state. The number of property crimes for the state per 100,000 population for 2019 was 2089.9 and in 2018 it was 1992.5.

- **Burglary** - There were 15,735 burglaries reported in 2019 and 16,097 in 2018, a decrease of 2.2 percent.
- **Theft - Larceny** - There were 90,257 larcenies reported in 2019 and 85,394 in 2018, an increase of 5.7 percent.
- **Motor Vehicle Theft** - There were 11,410 motor vehicle thefts reported in 2019 and 10,082 in 2018, an increase of 13.2 percent.
- **Arson** - There were 462 arsons reported in 2019 and 426 in 2018, an increase of 8.5 percent.

4.1.3 Total Arrests³

Law enforcement agencies within Minnesota's 5,639,632 reporting population area reported 150,034 total arrests for UCR reported crime in 2019.

- **Adult Arrests** - There were 130,452 arrests of adults in 2019 and 128,606 in 2018.
- **Juvenile Arrests** - There were 19,582 arrests of juveniles in 2019 and 20,099 in 2018.

²Some cases classified as Human Trafficking-Commercial Sex Acts involve a law enforcement officer posing online as a prostitute under age 18. An offender agrees to a commercial sex act with a person they believe is underage and a meeting is set up. The offender arrives at the meeting place and is arrested. In this type of case, when there isn't a real victim, the FBI has determined that law enforcement must enter **Unknown** for the victim information.

³Total arrests represent all arrests for adults and juveniles in either a Part I (serious) or Part II (less serious) criminal offense.

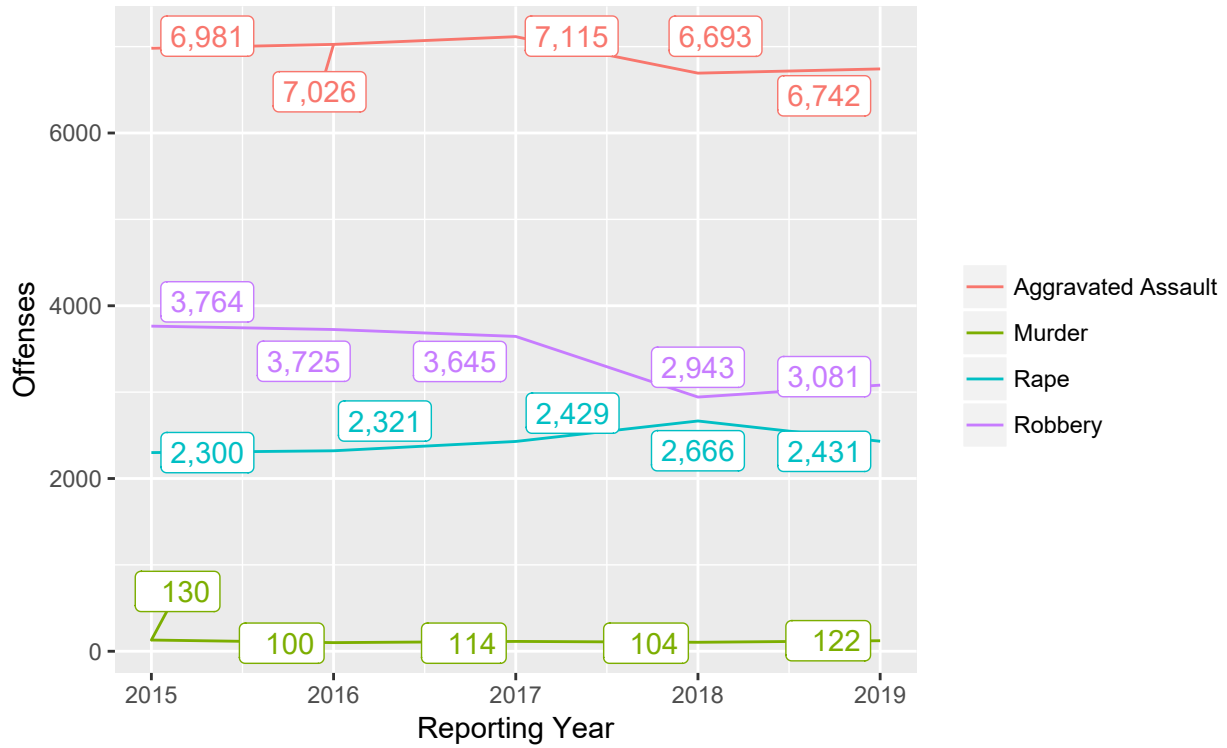


Figure 4.1: Violent Crimes Reported

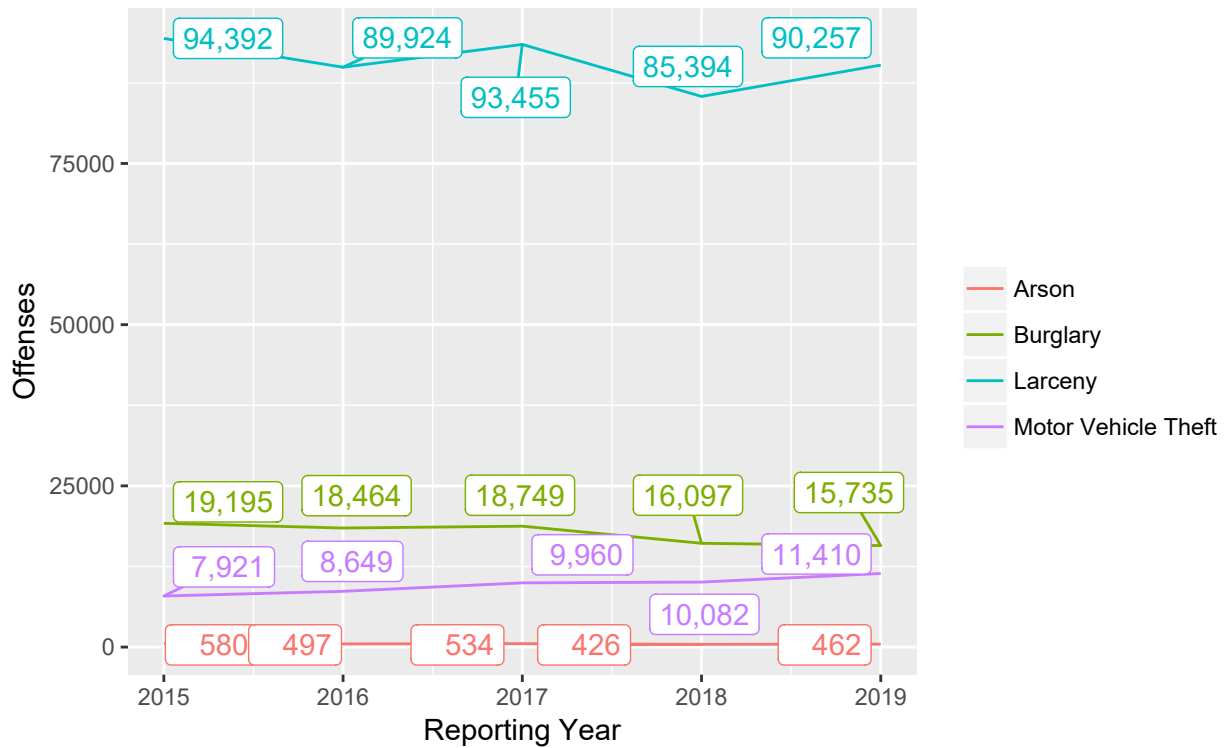


Figure 4.2: Property Crimes Reported

4.2 CRIMES OF VIOLENCE

4.2.1 Criminal Homicide - Murder

Criminal homicide involves those offenses of murder and non-negligent homicide that are classified as willful felonious deaths as distinguished from deaths caused by negligence. “Attempts to kill” are reported as aggravated assaults and not as murder. Justifiable or excusable homicides, suicides, accidental deaths, and deaths due to negligence are not tabulated in the state criminal homicide total.

4.2.1.1 Summary Homicide Information

- In 2019 there were 153 homicides reported for the state. Of that number, 31 offenses were ruled negligent and 5 were ruled unfounded or justifiable, yielding a total of 117 criminal homicide victims.
- 78 criminal homicides were cleared in 2019.
- The crime rate for criminal homicide in 2019 was 2 per 100,000 population, in 2018 it was 1.9.

Data on Homicide of an Unborn victim is collected to meet Minnesota reporting requirements. It does not meet the FBI’s Uniform Crime Reporting definition of Homicide. As a result, Homicide of an Unborn appears as a separate category in Minnesota Crime Book. There was 1 Homicide of an Unborn in 2019.

4.2.1.2 Supplementary Homicide Information

Supplementary Homicide Reports are submitted to the Bureau of Criminal Apprehension by law enforcement agencies reporting homicides during the year. These reports provided additional information about the homicide offenses. The following information was compiled from reports on 110 criminal homicide incidents with 117 victims during 2019.

- 120 of the weapons used in criminal homicides were some type of firearm (69 percent).
- Of the victims killed in criminal homicides involving firearms:
 - 11 were killed by a family member
 - 19 were killed by a friend or acquaintance
 - 5 were killed by a stranger
 - 43 were killed by an offender with an unknown relationship to the victim.

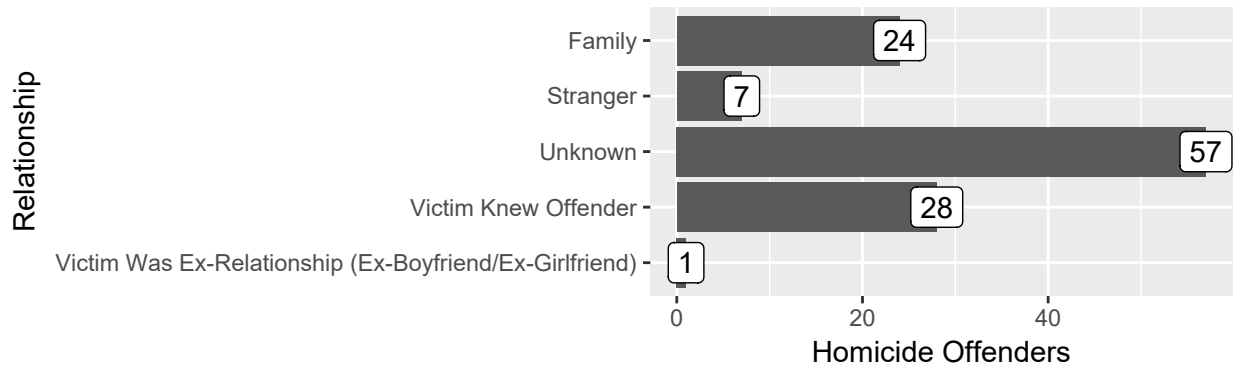


Figure 4.3: Criminal Homicides by Relationship to Offender

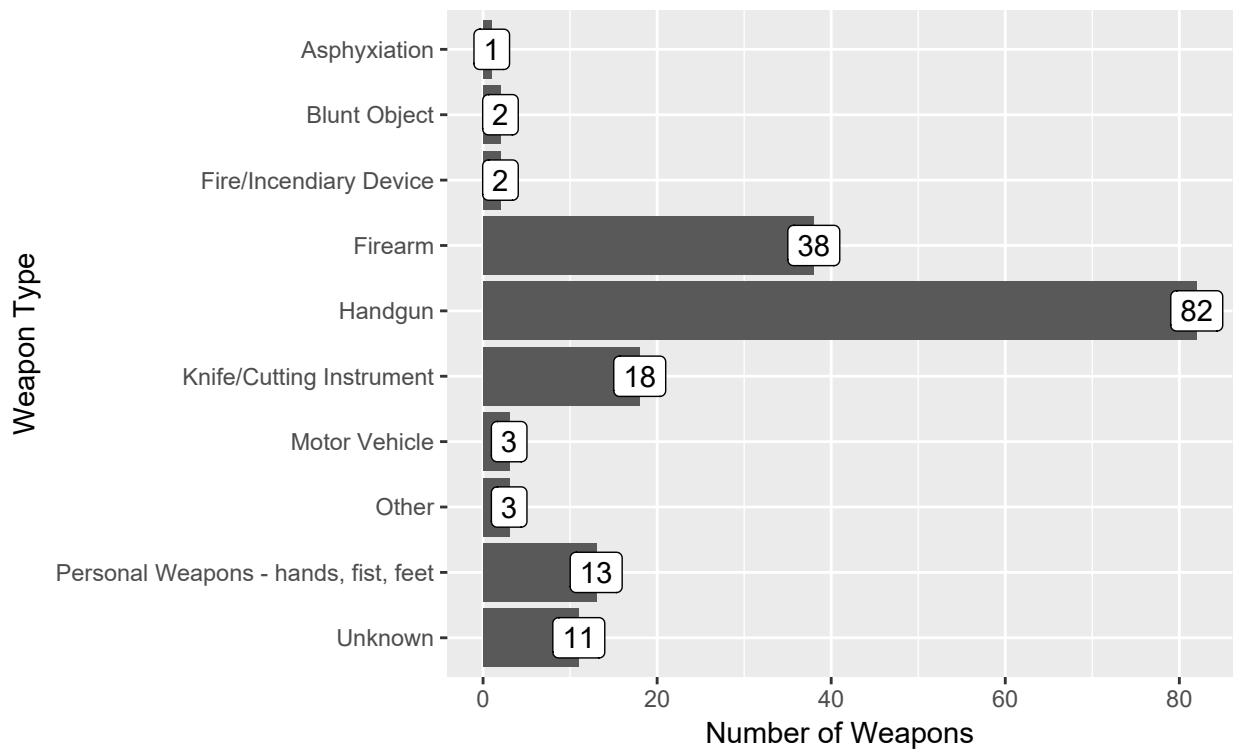


Figure 4.4: Weapons Used in Committing Criminal Homicides



Figure 4.5: Circumstances Indicated for Criminal Homicide Incidents

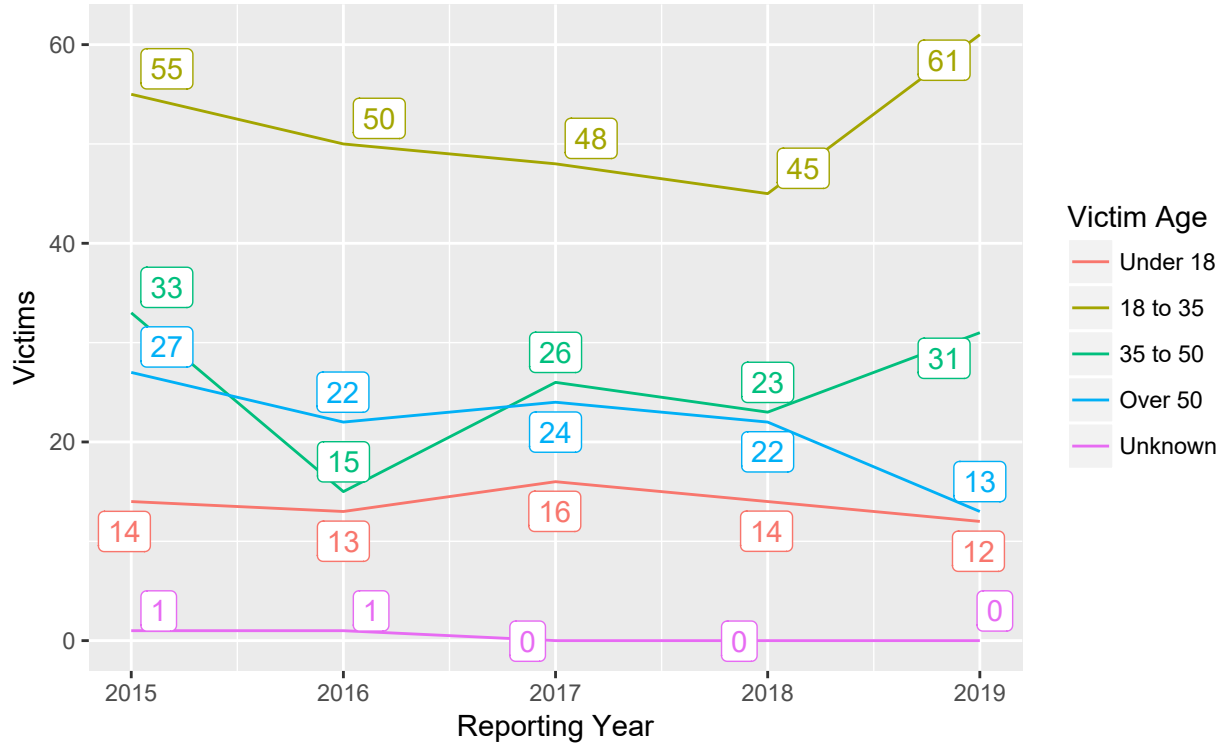


Figure 4.6: Homicide Victims by Age

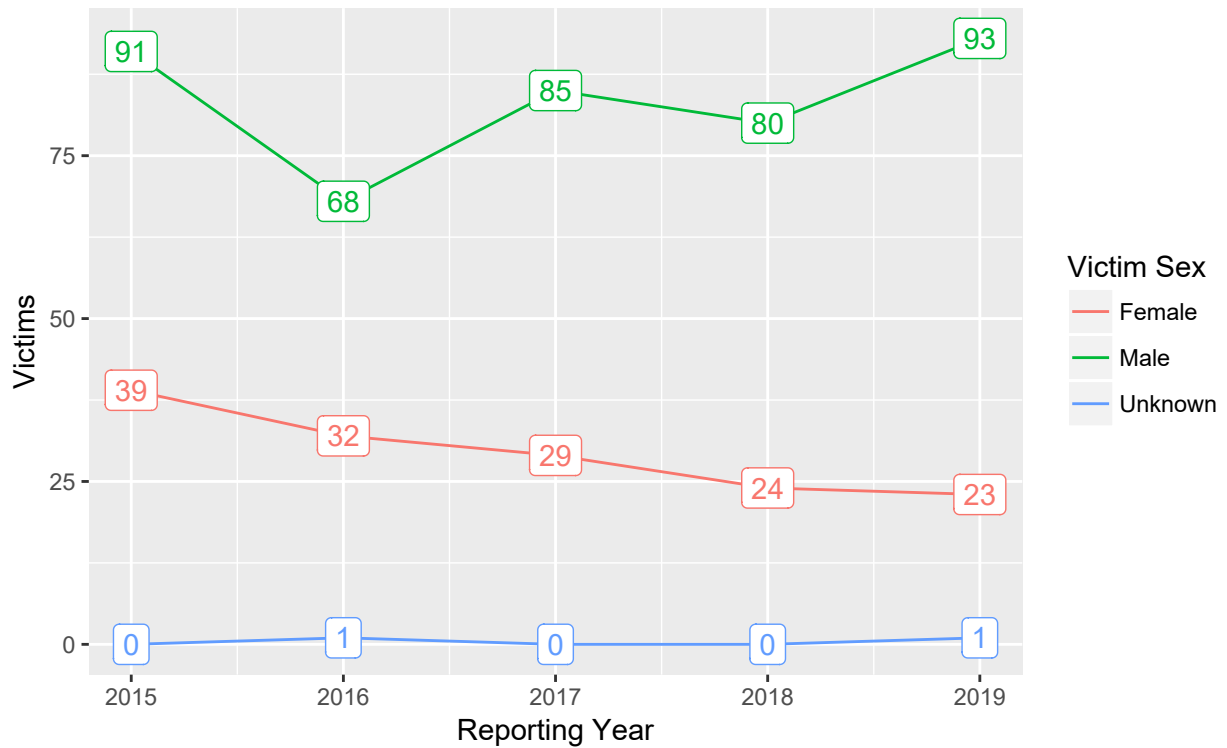


Figure 4.7: Homicide Victims by Sex

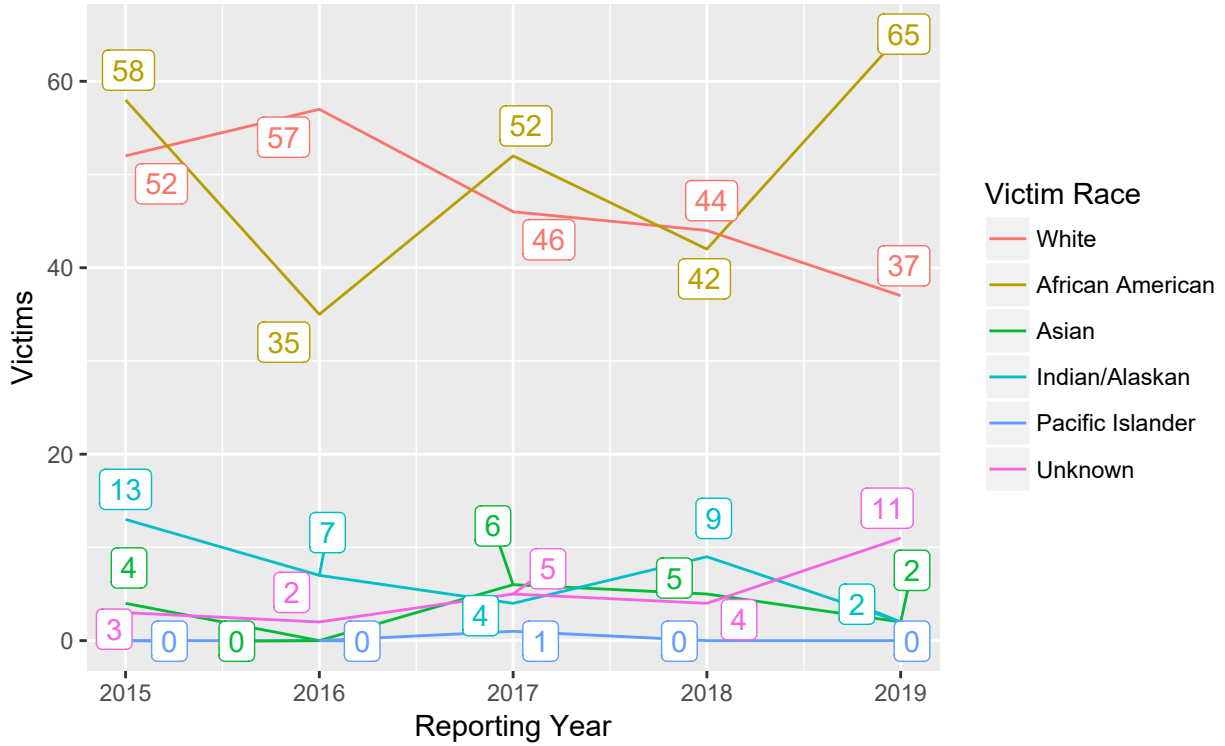


Figure 4.8: Homicide Victims by Race

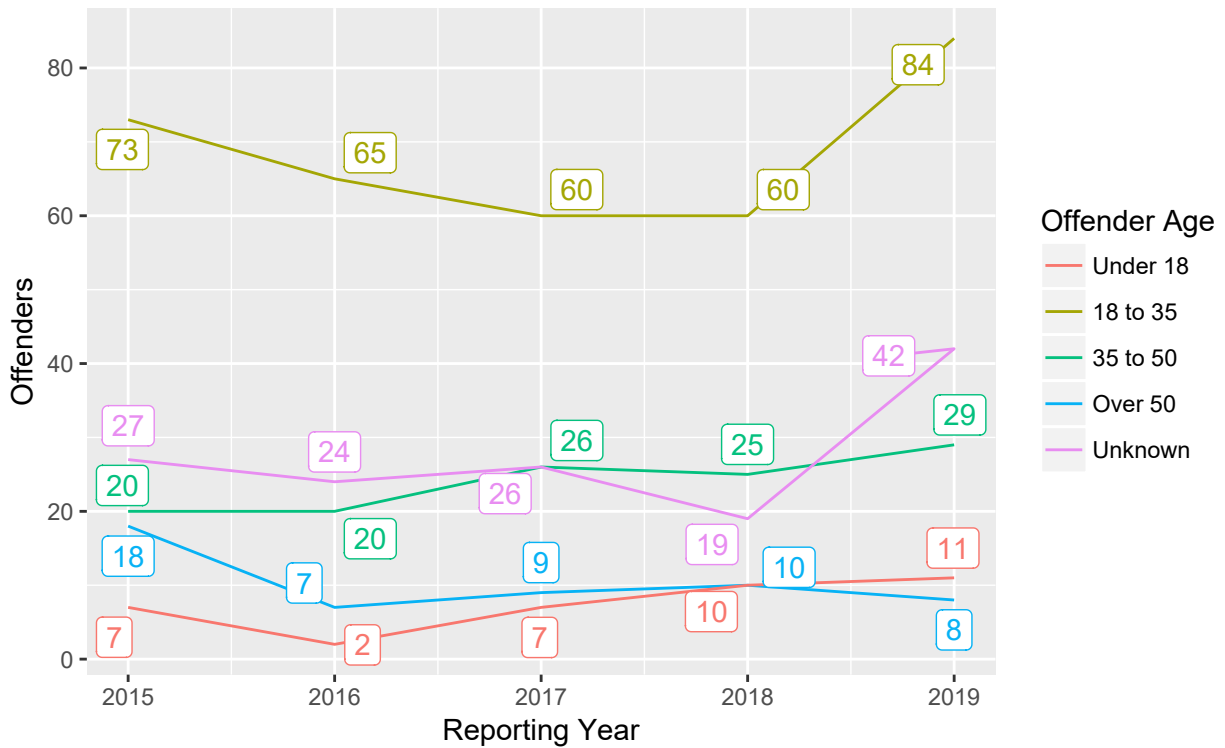


Figure 4.9: Homicide Offenders by Age

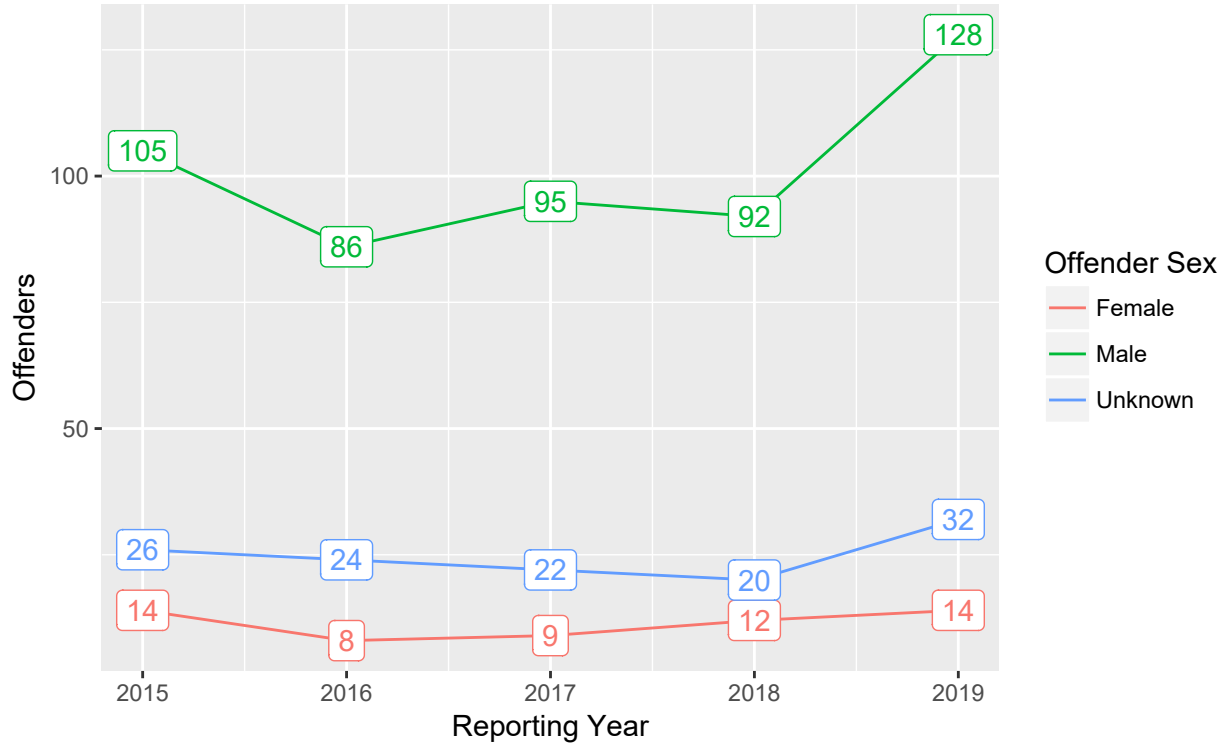


Figure 4.10: Homicide Offenders by Sex

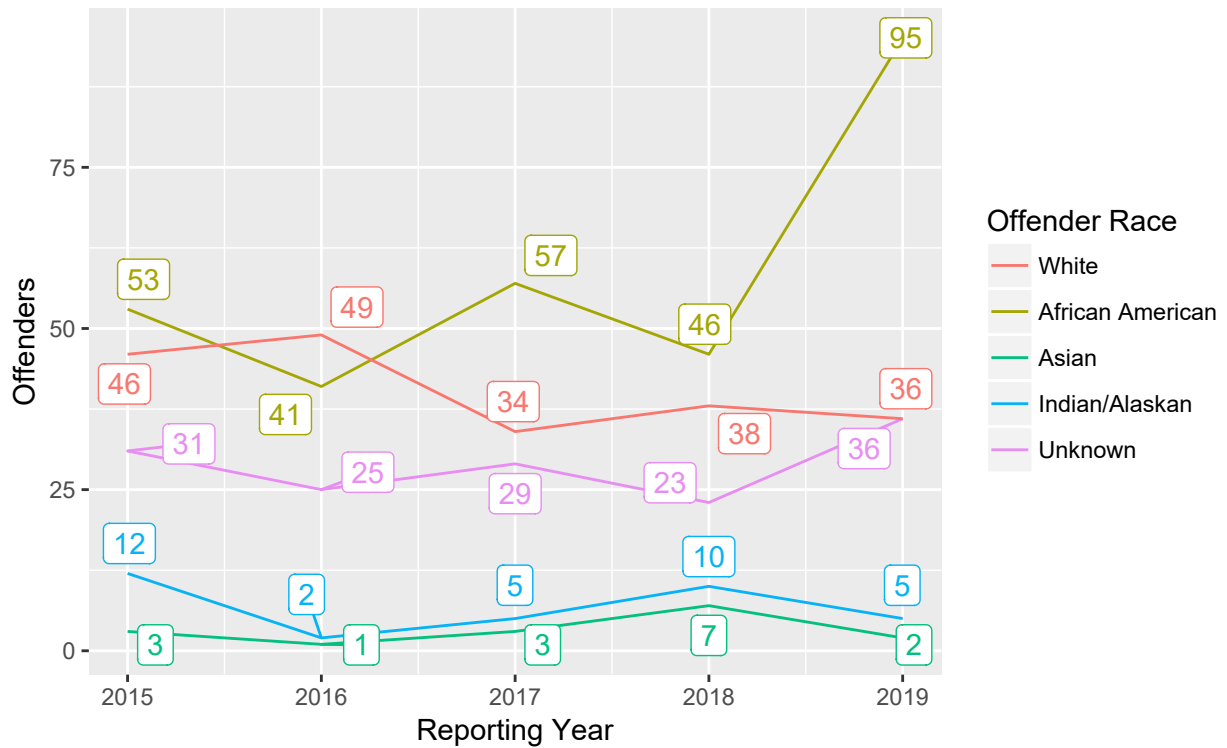


Figure 4.11: Homicide Offenders by Race

Table 4.1: Criminal Homicide Victims by Age and Race

Victim Age Group	White	African American	Asian	Indian/Alaskan	Unknown	Total
Under 10	4	2	0	0	1	7
10 to 15	1	0	0	0	0	1
15 to 18	0	4	0	0	0	4
18 to 20	1	1	0	0	1	3
20 to 25	1	16	0	0	2	19
25 to 30	2	18	0	0	2	22
30 to 35	5	10	1	1	0	17
35 to 40	5	4	1	0	2	12
40 to 45	4	4	0	0	2	10
45 to 50	5	4	0	0	0	9
60 to 65	4	0	0	0	1	5
Over 65	5	2	0	1	0	8
Total	37	65	2	2	11	117

Table 4.2: Criminal Homicide Victims by Age and Sex

Victim Age Group	Female	Male	Unknown	Total
Under 10	1	6	0	7
10 to 15	0	1	0	1
15 to 18	0	4	0	4
18 to 20	0	3	0	3
20 to 25	1	18	0	19
25 to 30	3	19	0	22
30 to 35	3	14	0	17
35 to 40	3	9	0	12
40 to 45	4	5	1	10
45 to 50	3	6	0	9
60 to 65	2	3	0	5
Over 65	3	5	0	8
Total	23	93	1	117

Table 4.3: Criminal Homicide Offenders by Age and Race

Offender Age Group	White	African American	Asian	Indian/Alaskan	Unknown	Total
15 to 18	2	6	0	2	1	11
18 to 20	2	14	0	0	0	16
20 to 25	5	18	0	0	1	24
25 to 30	2	23	1	2	1	29
30 to 35	5	9	0	1	0	15
35 to 40	3	11	0	0	0	14
40 to 45	5	3	0	0	0	8
45 to 50	5	2	0	0	0	7
50 to 55	2	0	1	0	0	3
55 to 60	1	0	0	0	0	1
60 to 65	1	0	0	0	0	1
Over 65	2	1	0	0	0	3
Unknown	1	8	0	0	33	42
Total	36	95	2	5	33	174

Table 4.4: Criminal Homicide Offenders by Age and Sex

Offender Age Group	Female	Male	Unknown	Total
15 to 18	1	10	0	11
18 to 20	0	16	0	16
20 to 25	2	22	0	24
25 to 30	6	23	0	29
30 to 35	2	13	0	15
35 to 40	1	13	0	14
40 to 45	0	8	0	8
45 to 50	1	6	0	7
50 to 55	0	3	0	3
55 to 60	0	1	0	1
60 to 65	0	1	0	1
Over 65	0	3	0	3
Unknown	1	9	32	42
Total	14	128	32	174

Table 4.5: Homicides by Reporting Agency

Agency	AgencyORI	Criminal Homicide Victims	Criminal Homicide Incidents
Aitkin County Sheriff	MN0010000	1	1
Beltrami County Sheriff	MN0040000	2	1
Blaine Police Dept	MN0020200	1	1
Bloomington Police Dept	MN0270100	3	3
Brooklyn Center Police Dept	MN0270200	1	1
Brooklyn Park Police Dept	MN0270300	2	2
Burnsville Police Dept	MN0190100	1	1
Cass County Sheriff	MN0110000	1	1
Crystal Police Dept	MN0270400	1	1
Duluth Police Dept	MN0690600	3	3
Fridley Police Dept	MN0020600	1	1
Hibbing Police Dept	MN0691000	1	1
Hopkins Police Dept	MN0270900	1	1
Hubbard County Sheriff	MN0290000	2	1
Itasca County Sheriff	MN0310000	1	1
Maple Grove Police Dept	MN0272700	2	2
Maplewood Police Dept	MN0620400	1	1
Minneapolis Police Dept	MN0271100	41	38
New Brighton DPS	MN0620600	1	1
North St Paul Police Dept	MN0620700	1	1
Olmsted County Sheriff	MN0550000	1	1
Orono Police Dept	MN0271500	1	1
Paynesville Police Dept	MN0730300	1	1
Polk County Sheriff	MN0600000	1	1
Ramsey County Sheriff	MN0620000	1	1
Red Wing Police Dept	MN0250300	1	1
Rochester Police Dept	MN0550100	1	1
Sauk Rapids Police Dept	MN0050200	1	1
Sherburne County Sheriff	MN0710000	2	1
Spring Lake Park Police Dept	MN0020800	1	1
St Cloud Police Dept	MN0730400	2	2
St Louis County Sheriff	MN0690000	2	2
St Paul Police Dept	MN0620900	28	28
Todd County Sheriff	MN0770000	2	1
Washington County Sheriff	MN0820000	1	1
West St Paul Police Dept	MN0190700	1	1
Woodbury Dept of Public Safety	MN0821100	2	2
Total		117	110

4.2.2 Rape

On January 1, 2013, the FBI changed the Uniform Crime Reporting national definition of rape “the carnal knowledge of a female, forcibly and against her will” to “penetration, no matter how slight, of the vagina or anus with any body part or object, or oral penetration by a sex organ of another person, without the consent of a victim.” Statutory rape and other sex offenses are excluded from this category. Minnesota has always collected information on both male and female rape victims for state reporting. All figures presented will include both male and female victims.

4.2.2.1 Summary Analysis

- For the 2504 rapes reported in 2019, 73 were listed as unfounded.
- There were 2431 reported rapes that occurred in Minnesota in 2019; 2300 were reported as completed while 131 were reported as attempted rapes.
- 930 rapes were cleared by arrest in 2019, 136 of these by the arrest of a juvenile.
- The crime rate for rape in 2019 represented 43.1 per 100,000 population, in 2018 it was 47.4 per 100,000 population.

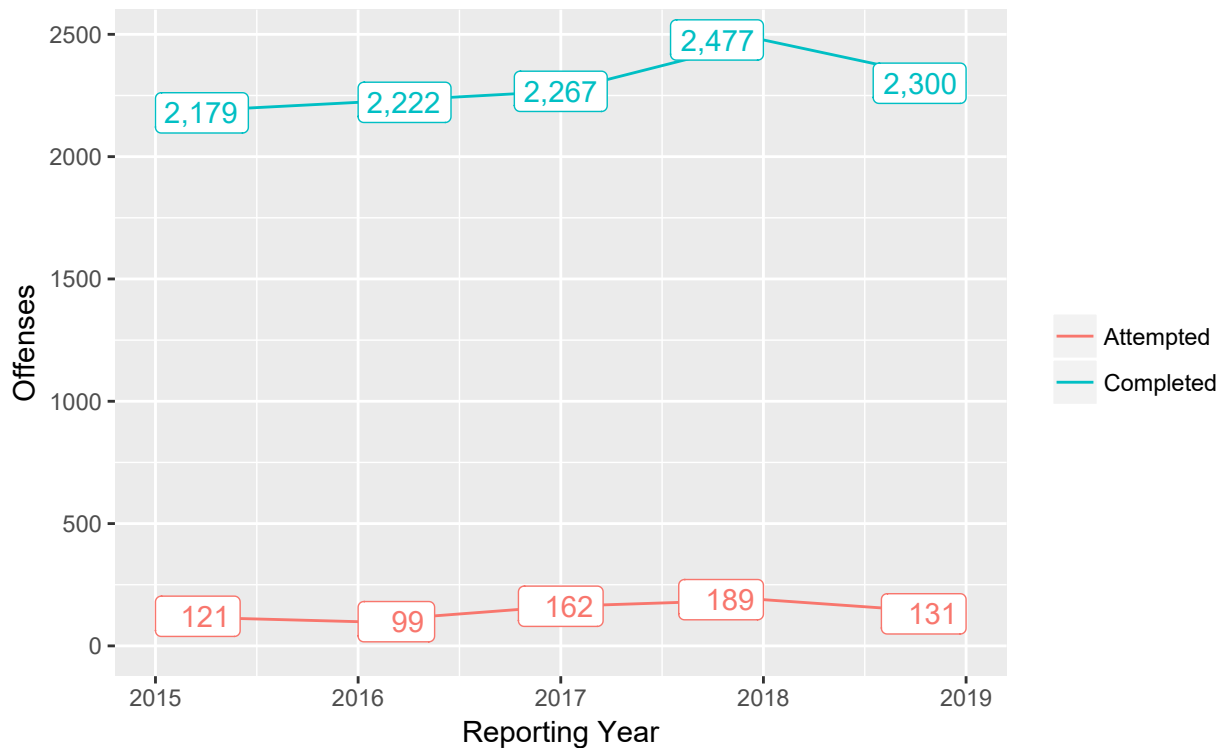


Figure 4.12: Rapes Completed and Attempted

4.2.3 Robbery

Robbery involves the felonious and forcible taking of the property of another against their will, by violence or by placing the person in a state of fear. The crime of robbery necessitates that a victim be present. Robbery differs from larceny in that it is aggravated by the threat and element of force. An attempt to commit a robbery, either armed or strong-arm, is counted as if the actual offense did occur.

4.2.3.1 Summary Analysis

- For the 3,097 robberies reported in 2019, 16 were listed as unfounded.
- 901 robberies were cleared by arrest in 2019, 174 of these by the arrest of a juvenile.
- The crime rate for robbery in 2019 represented 54.6 per 100,000 population, in 2018 it was 52.4 per 100,000 population.

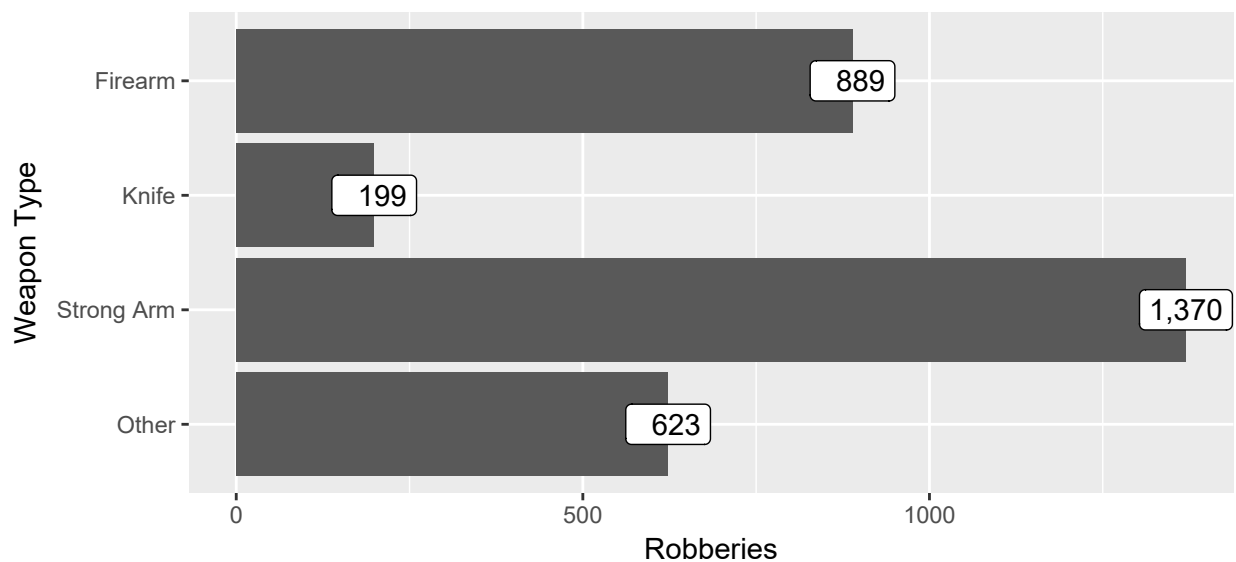


Figure 4.13: Types of Weapons Used for Robberies

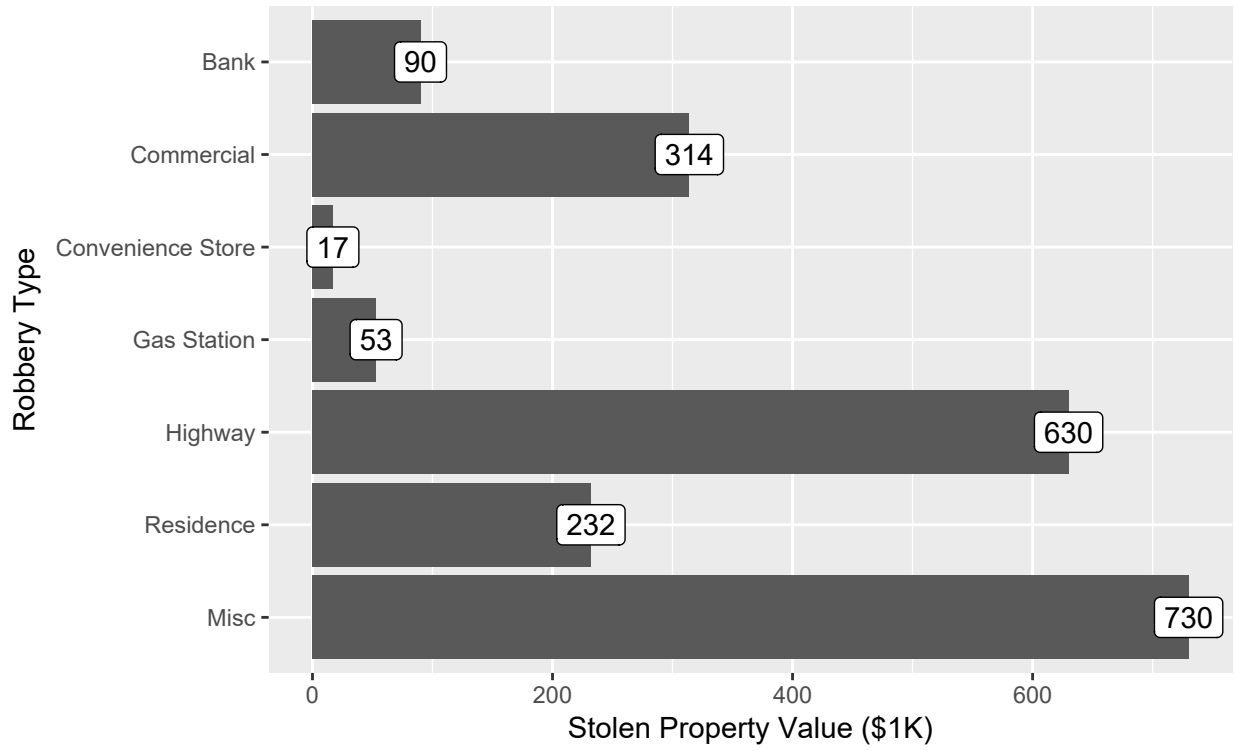


Figure 4.14: Total Stolen Property Value by Robbery Type

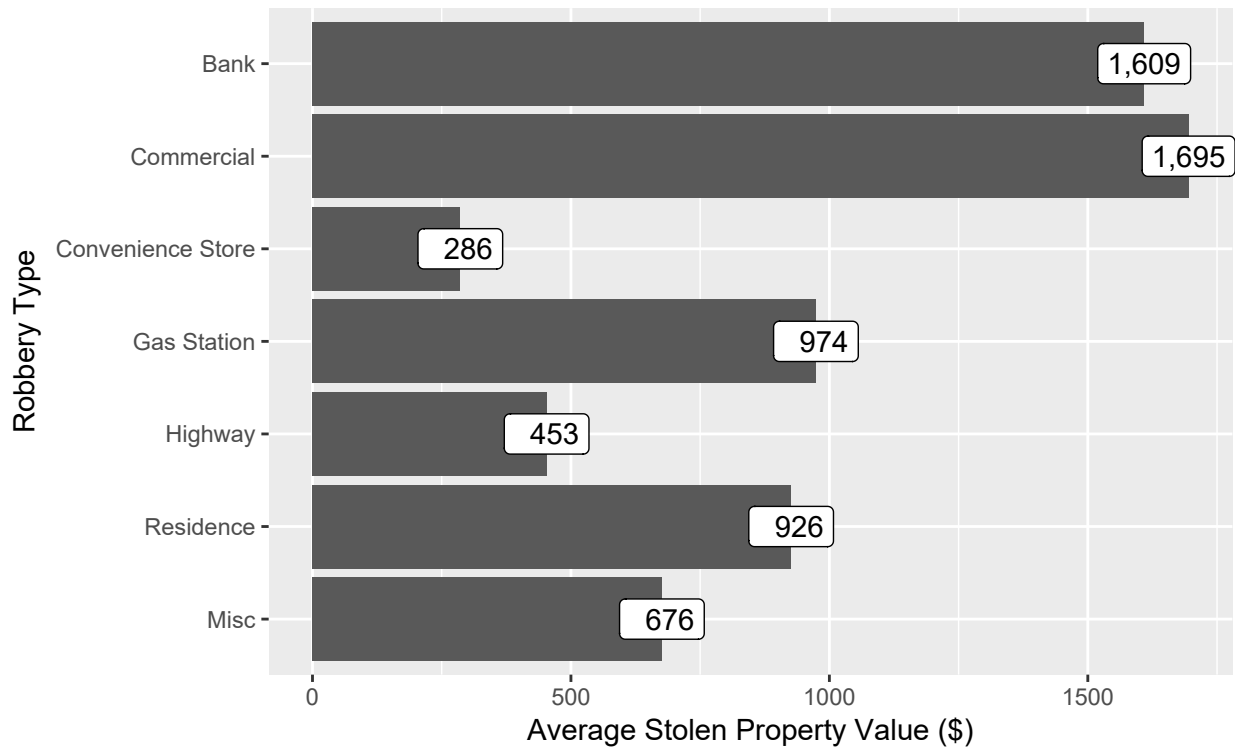


Figure 4.15: Average Stolen Property Value by Robbery Type

4.2.4 Aggravated Assault

Aggravated assault is an unlawful attack by one person upon another for the purpose of inflicting severe or aggravated bodily injury. This type of assault usually is accompanied by the use of a weapon or by means likely to produce death or great bodily harm. An aggravated assault may be committed with a gun, knife or cutting instrument, other dangerous weapons such as clubs, or through the use of hands, fists or feet. Assault with intent to commit murder is also listed as aggravated assault.

All assaults where no weapon is used which result in minor injuries are classified as other assaults and are not counted in the Part I crime total.

4.2.4.1 Summary Analysis

- For the 6,802 aggravated assaults reported in 2019, 60 were listed as unfounded.
- 4,085 aggravated assaults were cleared by arrest in 2019, 357 of these by the arrest of a juvenile.
- The crime rate for aggravated assault in 2019 represented 119.5 per 100,000 population, in 2018 it was 119.1 per 100,000 population

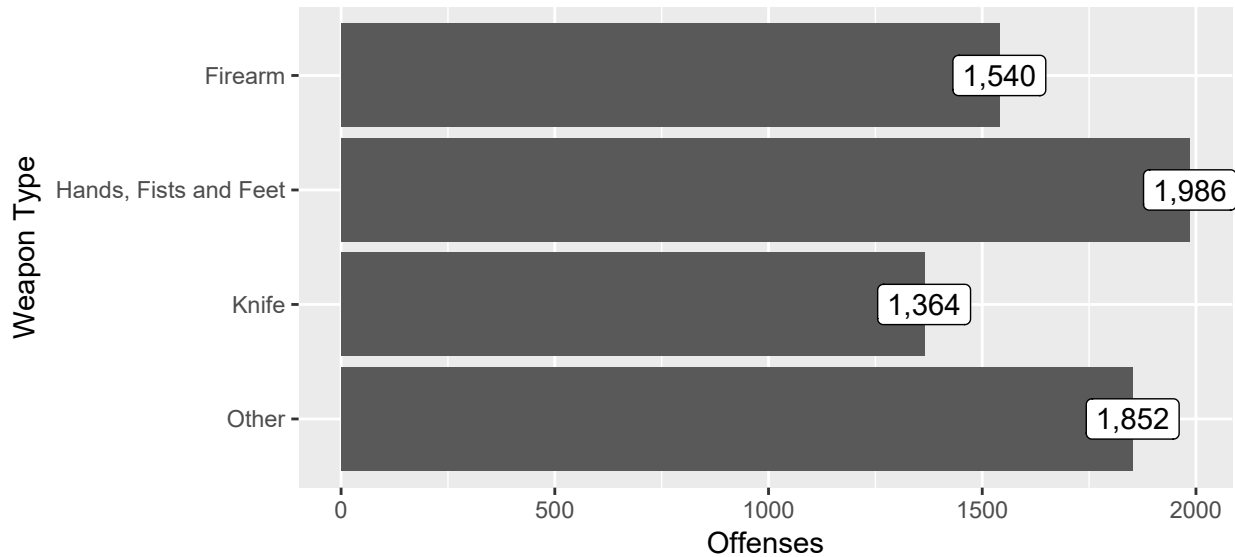


Figure 4.16: Types of Weapons Used for Aggravated Assaults

4.2.5 Human Trafficking

4.2.5.1 Background

The William Wilberforce Trafficking Victims Protection Reauthorization Act of 2008 requires the FBI to collect human trafficking offense data as Part I violent crimes. The act makes distinctions between assisting or promoting prostitution, purchasing prostitution, and prostitution. To comply with the Wilberforce Act, the FBI UCR Program added two Part I offenses, Human Trafficking – Commercial Sex Acts, and Human Trafficking – Involuntary Servitude. Minnesota human trafficking offense and arrest data for 2019 is included in this report.

2014 was the first full year this information was collected.

Some cases classified as Human Trafficking – Commercial Sex Acts involve a law enforcement officer posing online as a prostitute under age 18. An offender agrees to a commercial sex act with a person they believe is underage and a meeting is set up. The offender arrives at the meeting place and is arrested. In this type of case, when there isn't a real victim, the FBI has determined that law enforcement must report Unknown for the victim information.

4.2.5.2 Definitions

Human Trafficking – Commercial Sex Acts – Inducing a person by force, fraud, or coercion to participate in commercial sex acts, or in which the person induced to perform such act(s) has not attained 18 years of age.

Human Trafficking – Involuntary Servitude – The obtaining of a person(s) through recruitment, harboring, transportation, or provision, and subjecting such persons by force, fraud, or coercion into involuntary servitude, peonage, debt bondage, or slavery (not to include commercial sex acts).

4.2.5.3 Summary

- Agencies reported 138 incidents of Human Trafficking in 2019.
- Some agencies reported victim and offender data. Of the data reported, there were 154 Human Trafficking victims reported in 2019, of which 141 were reported under Commercial Sex Acts, and 13 were reported under involuntary servitude.
- The crime rate for human trafficking in 2019 was 2.4 per 100,000 population, for 2018 it was 3 per 100,000 population.

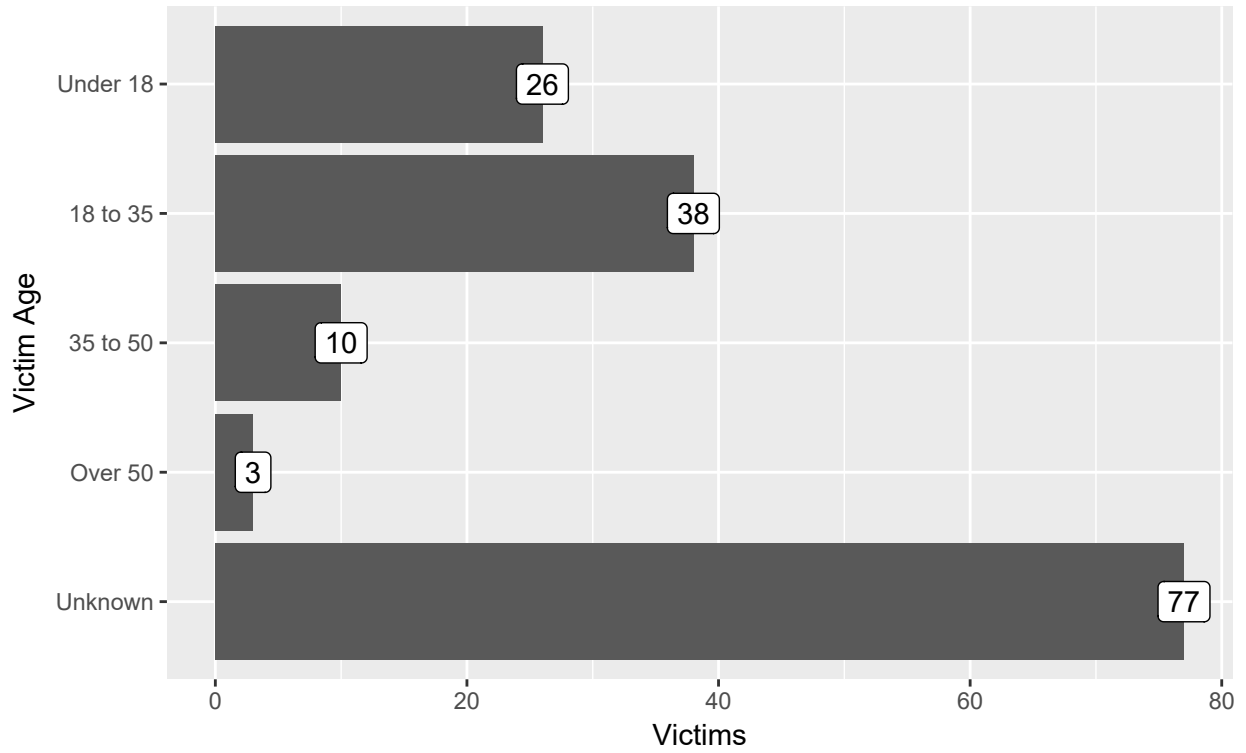


Figure 4.17: Human Trafficking Victims by Age

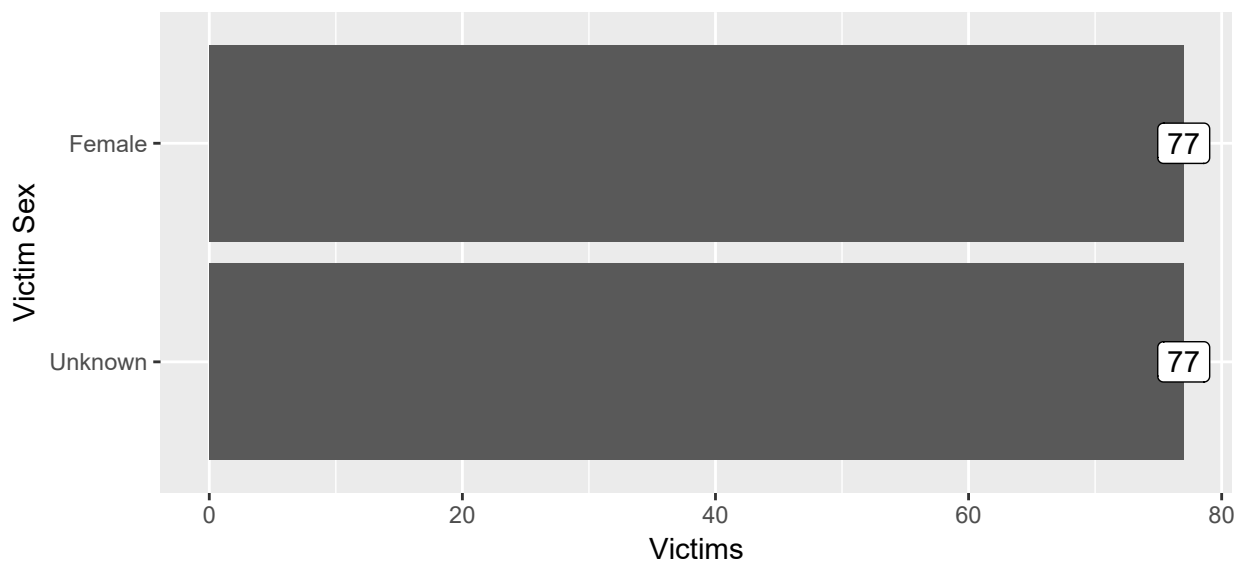


Figure 4.18: Human Trafficking Victims by Sex

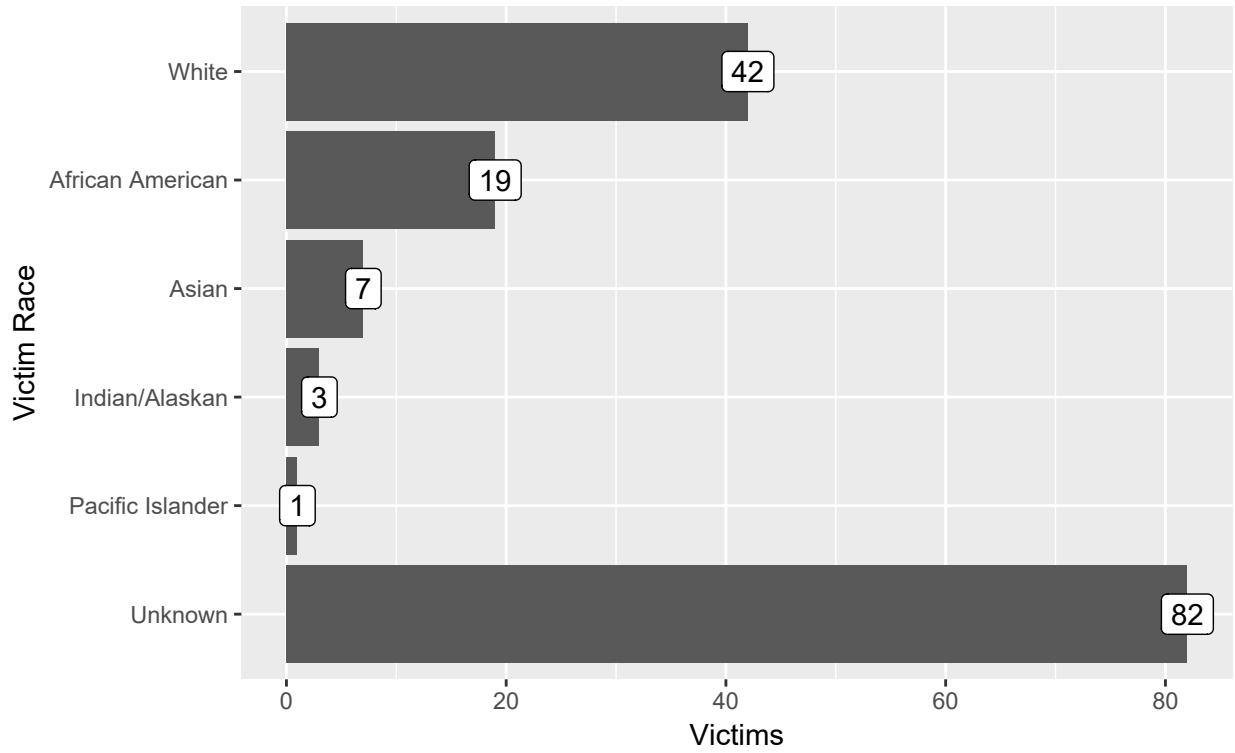


Figure 4.19: Human Trafficking Victims by Race

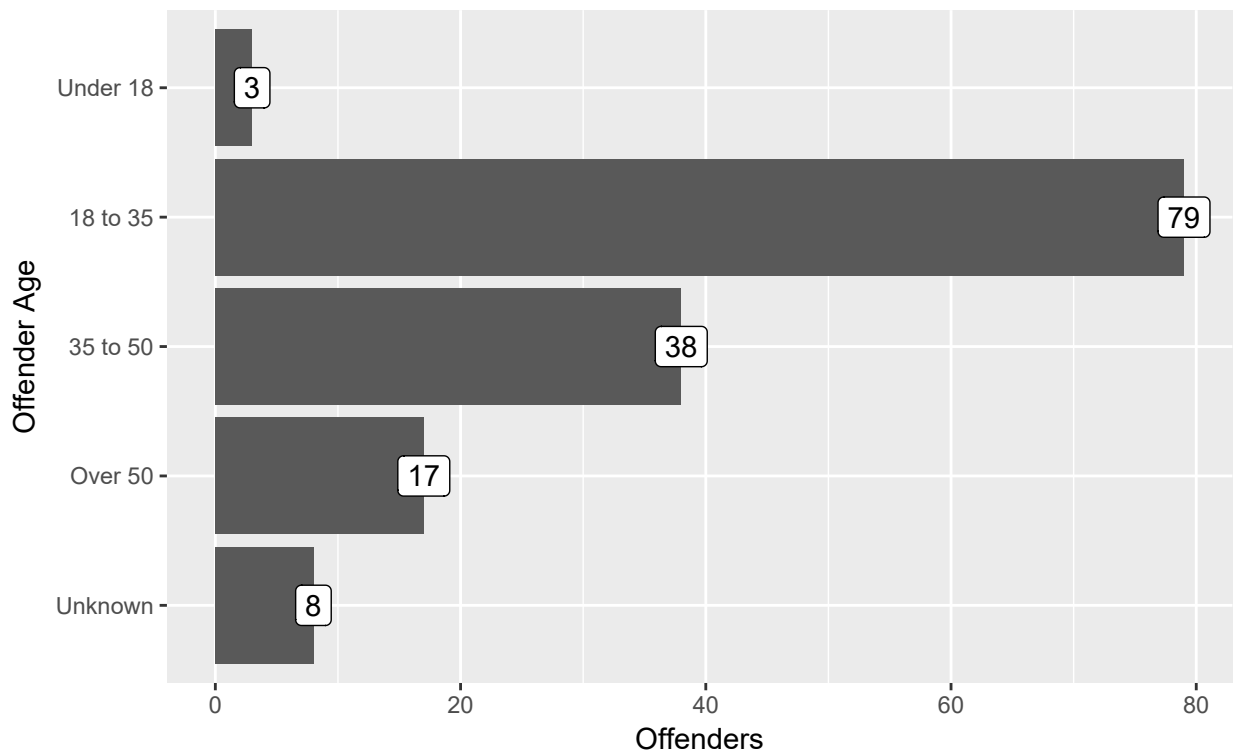


Figure 4.20: Human Trafficking Offenders by Age

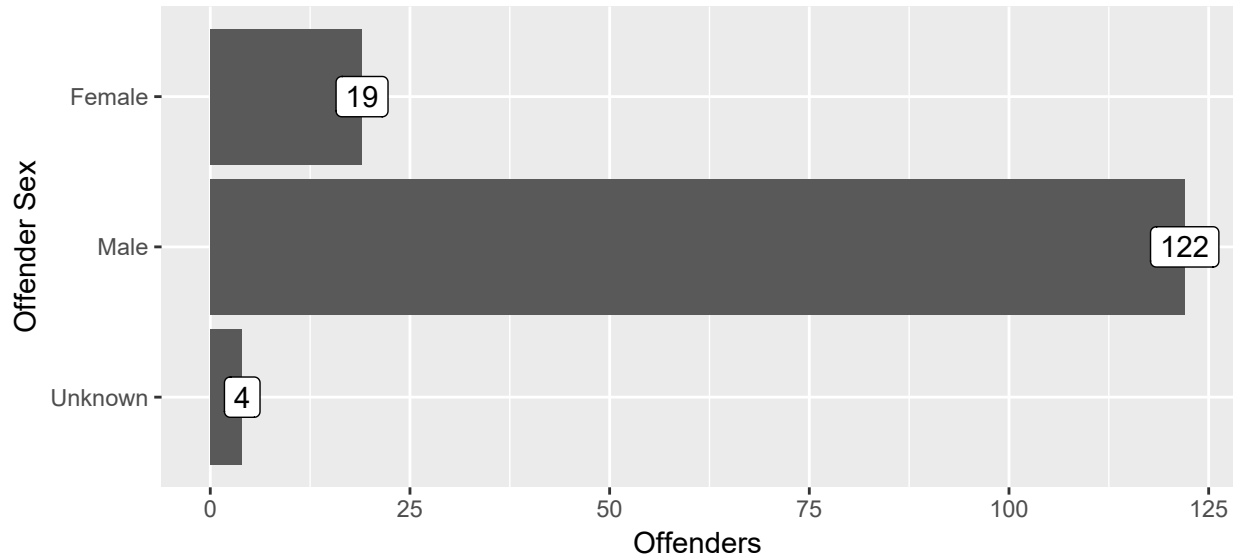


Figure 4.21: Human Trafficking Offenders by Sex

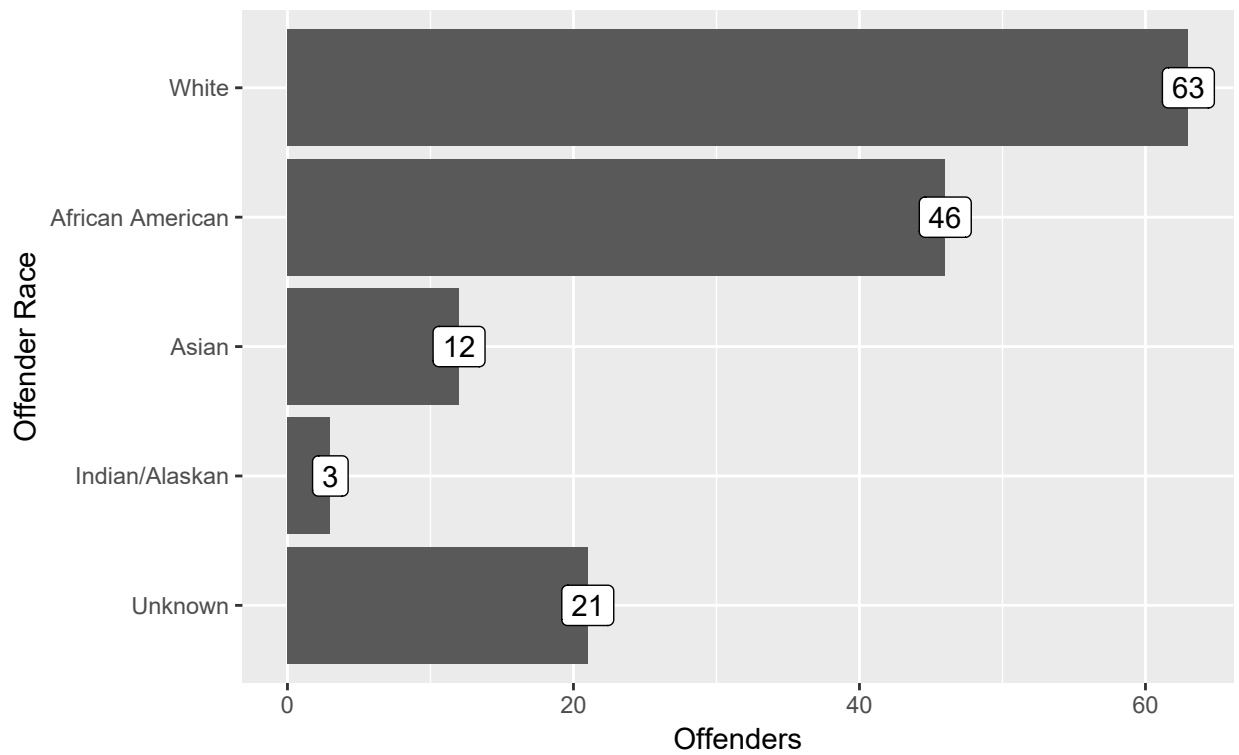


Figure 4.22: Human Trafficking Offenders by Race

4.3 CRIMES AGAINST PROPERTY

4.3.1 Burglary

Burglary is the unlawful entry or attempted forcible entry of a structure to commit a theft or felony, even though no force may have been used to gain entry. Burglary is divided into three separate classes:

- Forcible Entry
- Unlawful Entry - No Force
- Attempted Forcible Entry

Supplementary information is collected that denotes the time and place of occurrence.

4.3.1.1 Summary Analysis

- For the 15,899 burglaries reported in 2019, 164 were listed as unfounded.
- 2,308 burglaries were cleared by arrest in 2019, 181 of these by the arrest of a juvenile.
- The crime rate for burglary in 2019 represented 279 per 100,000 population, in 2018 it was 286.4 per 100,000 population.

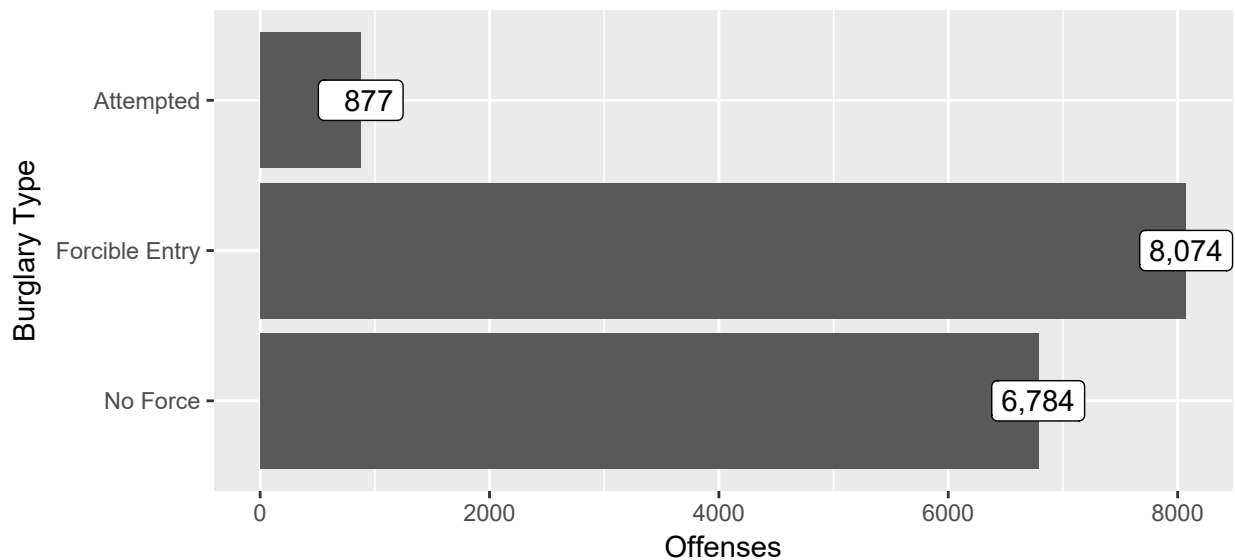


Figure 4.23: Types of Burglaries

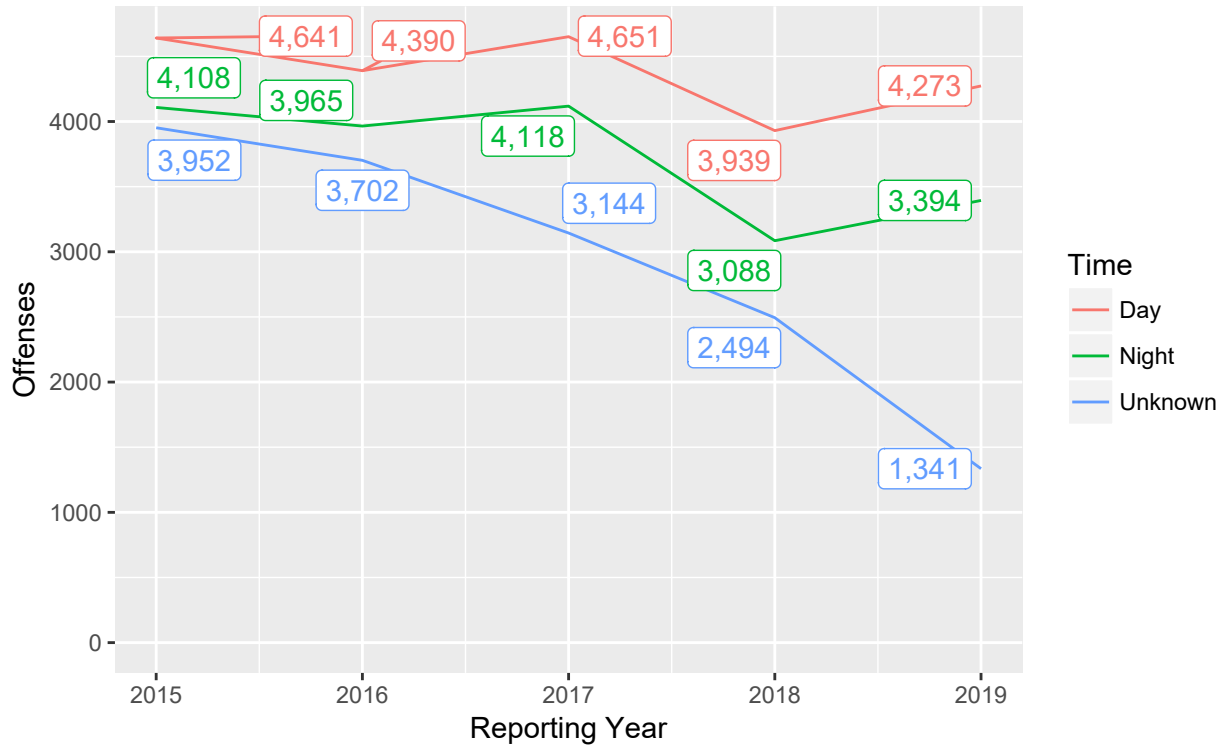


Figure 4.24: Residential Burglaries by Time of Day

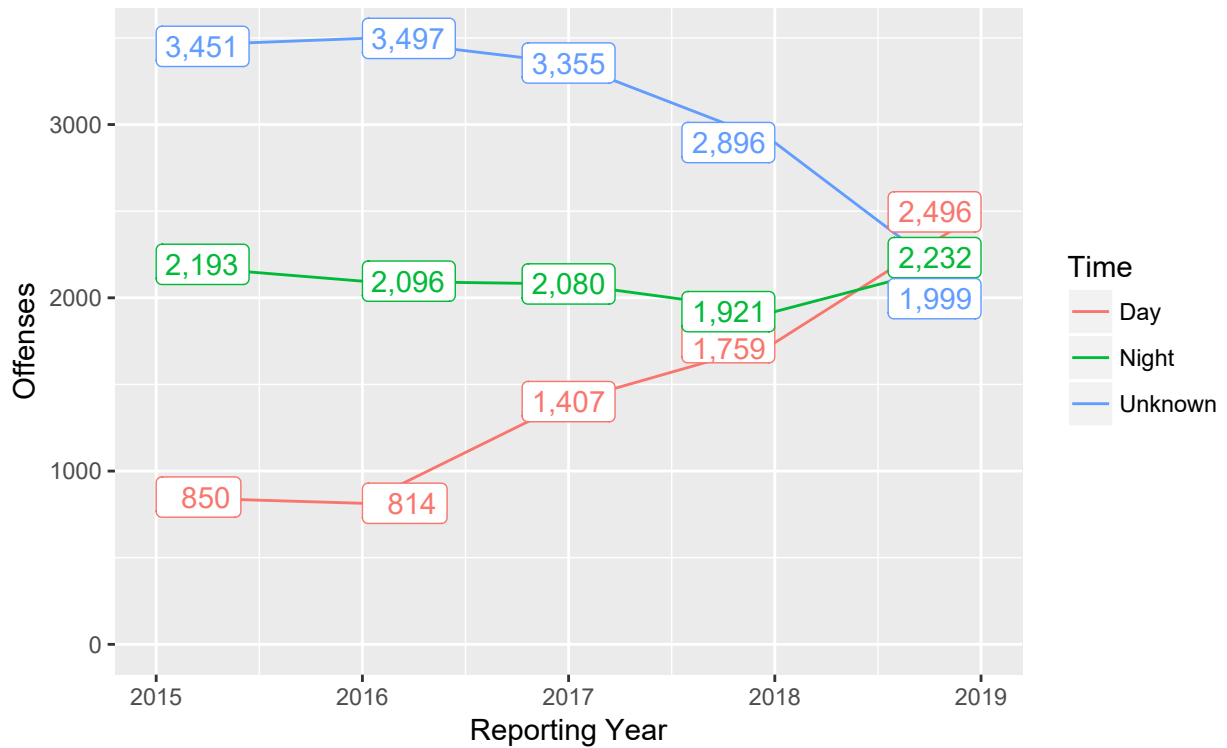


Figure 4.25: Non-Residential Burglaries by Time of Day

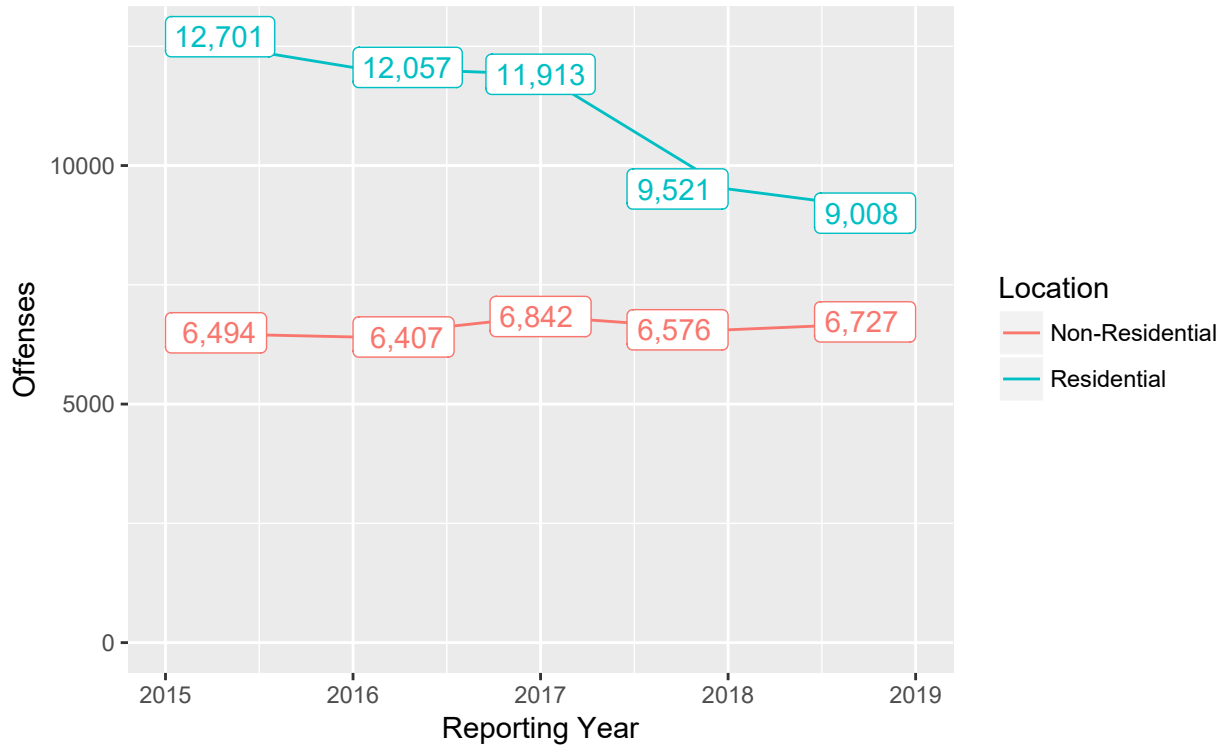


Figure 4.26: Burglaries by Location

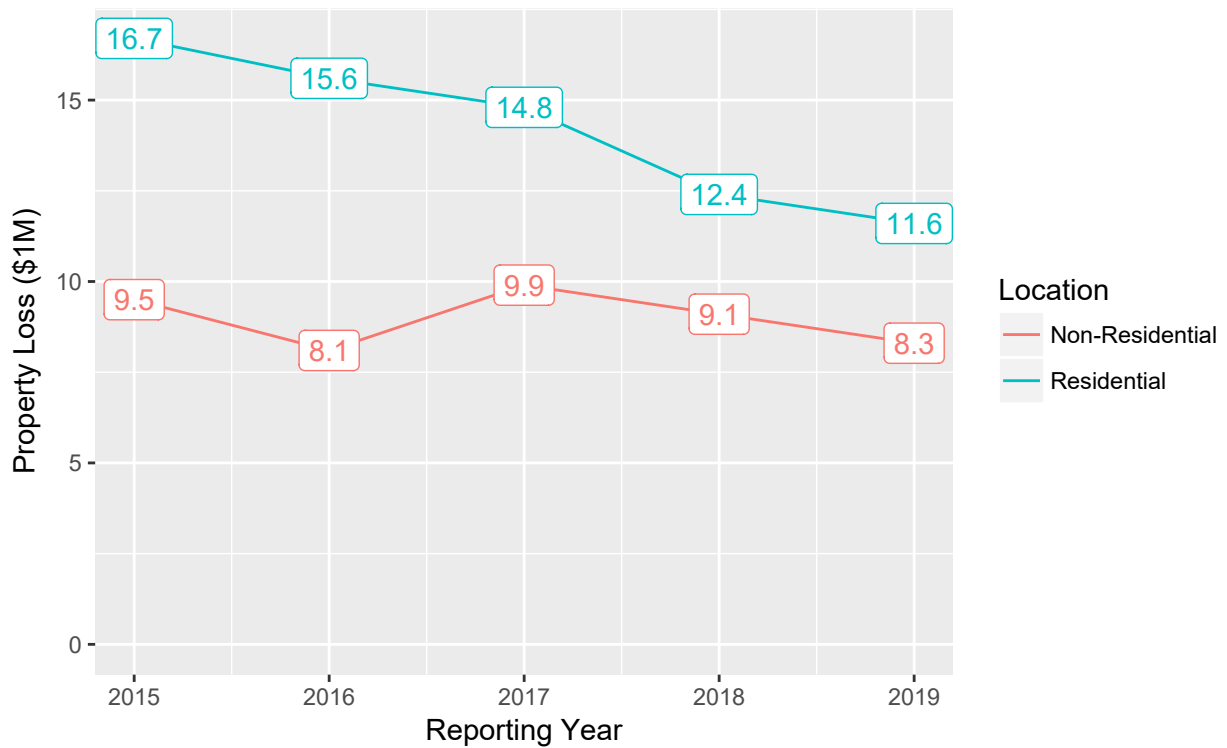


Figure 4.27: Burglary Losses by Location

4.3.2 Larceny - Theft

Larceny - theft is the taking of the personal property of another with intent to permanently deprive them of ownership. Larceny data includes all offenses in which a theft or attempted theft occurred regardless of monetary loss assigned to the stolen property.

4.3.2.1 Summary Analysis

- For the 91,147 larcenies reported in 2019, 890 were listed as unfounded.
- There were 90,257 actual larcenies that occurred in Minnesota in 2019.
- 24,977 larcenies were cleared by arrest in 2019, 2,288 of these by the arrest of a juvenile.
- The crime rate for larceny in 2019 represented 1,600.4 per 100,000 population, in 2018 it was 1,519.1 per 100,000 population.

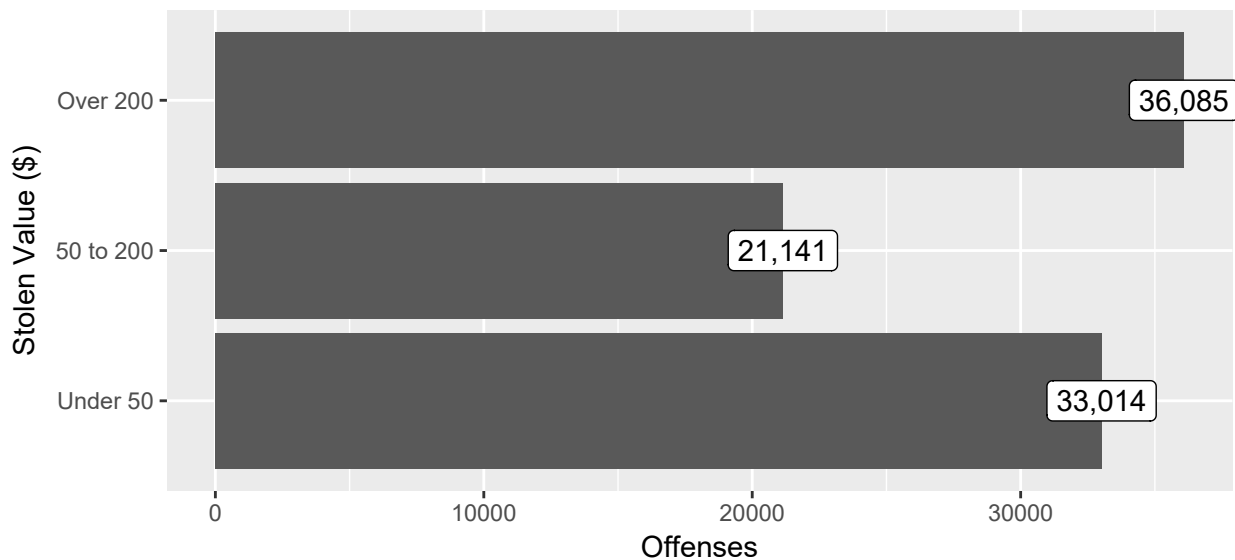


Figure 4.28: Larceny-Theft by Value

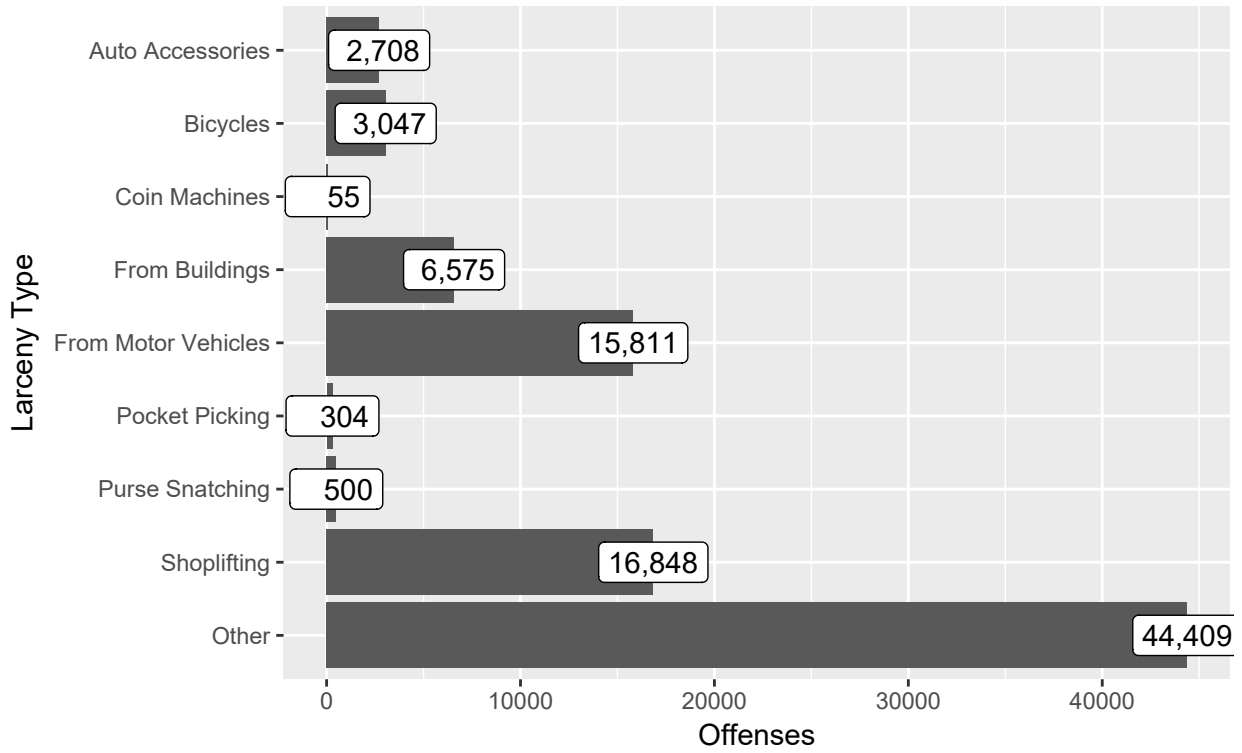


Figure 4.29: Larceny-Theft by Type

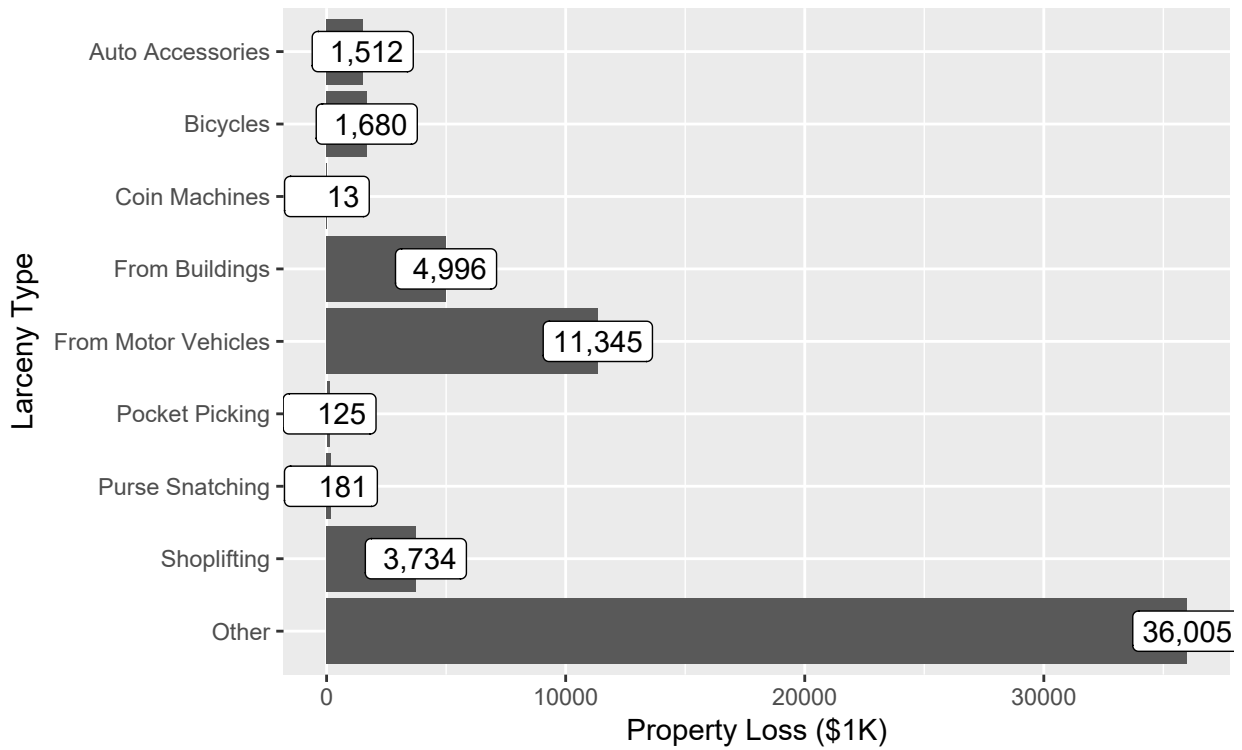


Figure 4.30: Total Larceny-Theft Property Loss by Type

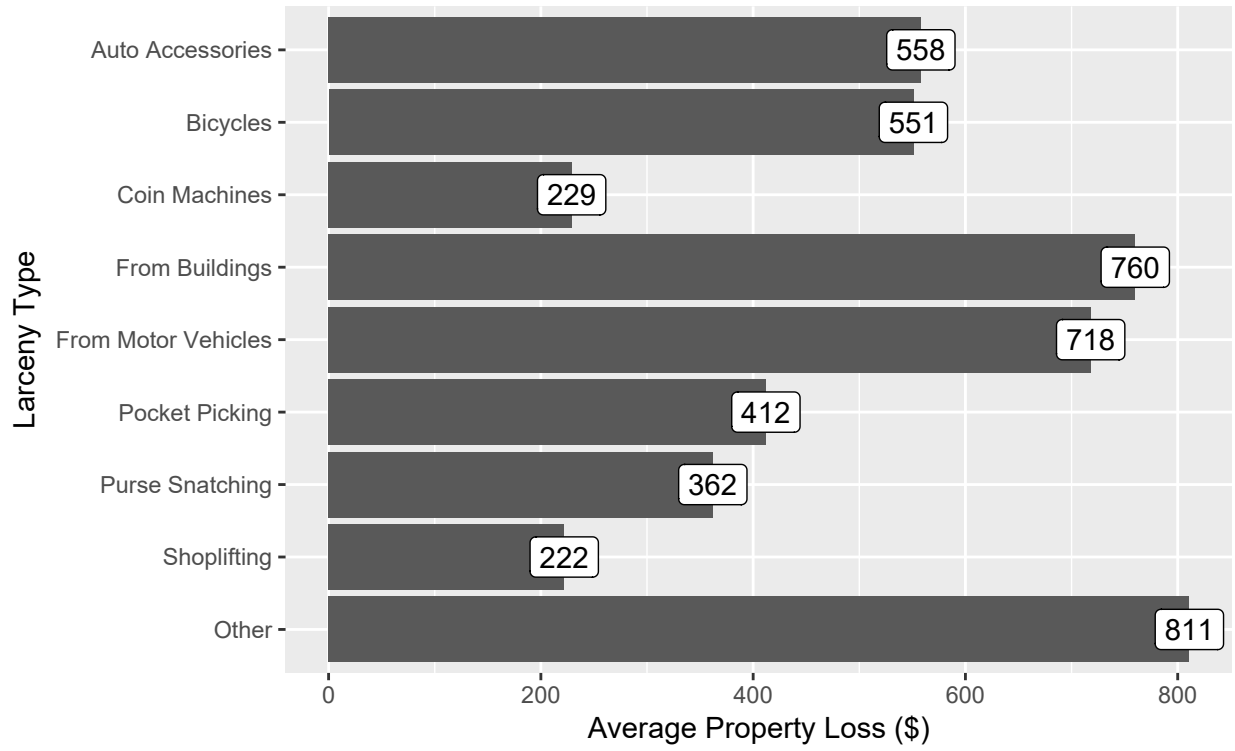


Figure 4.31: Average Larceny-Theft Property Loss by Type

4.3.3 Motor Vehicle Theft

Motor Vehicle Theft is the larceny or attempted larceny of a motor vehicle, including automobiles, trucks/buses, and other vehicles such as snowmobiles, motorcycles, etc. “Joyriding” thefts are included under this category.

4.3.3.1 Summary Analysis

- For the 11,796 motor vehicle thefts reported in 2019, 386 were listed as unfounded.
- There were 11,410 actual motor vehicle thefts that occurred in Minnesota in 2019.
- 1,576 motor vehicle thefts were cleared by arrest in 2019, 204 of these by the arrest of a juvenile.
- The crime rate for motor vehicle theft in 2019 represented 202.3 per 100,000 population, in 2018 it was 179.4 per 100,000 population.

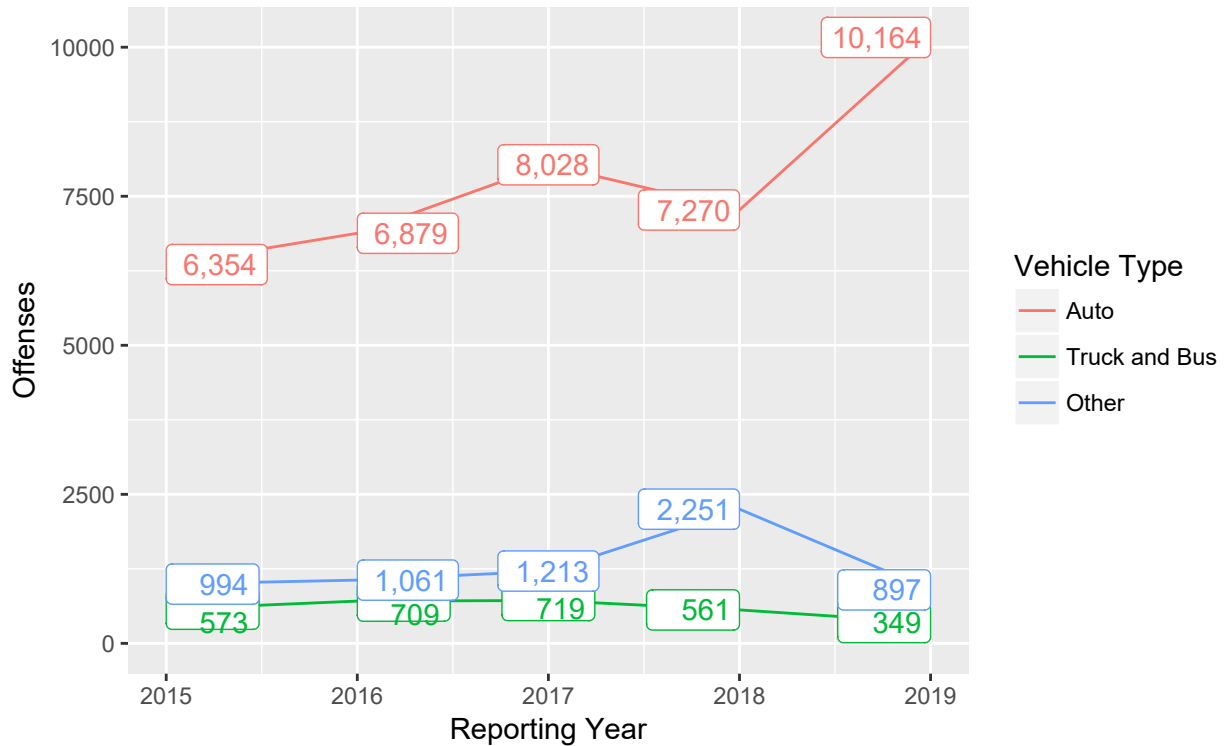


Figure 4.32: Stolen Vehicles by Type

4.3.4 Arson

Arson is any willful or malicious burning or attempt to burn, with or without intent to defraud, a dwelling, public building, motor vehicle or aircraft, personal property of another, etc. Fires of suspicious or unknown origins are excluded.

This crime category is distinctive from other offenses in that all crimes of arson are to be reported, even if they occur in conjunction with another crime.

4.3.4.1 Summary Analysis

- For the 464 arsons reported in 2019, 2 were listed as unfounded.
- There were 462 actual arsons that occurred in Minnesota in 2019.
- 89 arsons were cleared by arrest in 2019, 23 of these by the arrest of a juvenile.
- The crime rate for arson in 2019 represented 8.2 per 100,000 population, in 2018 it was 7.6 per 100,000 population.

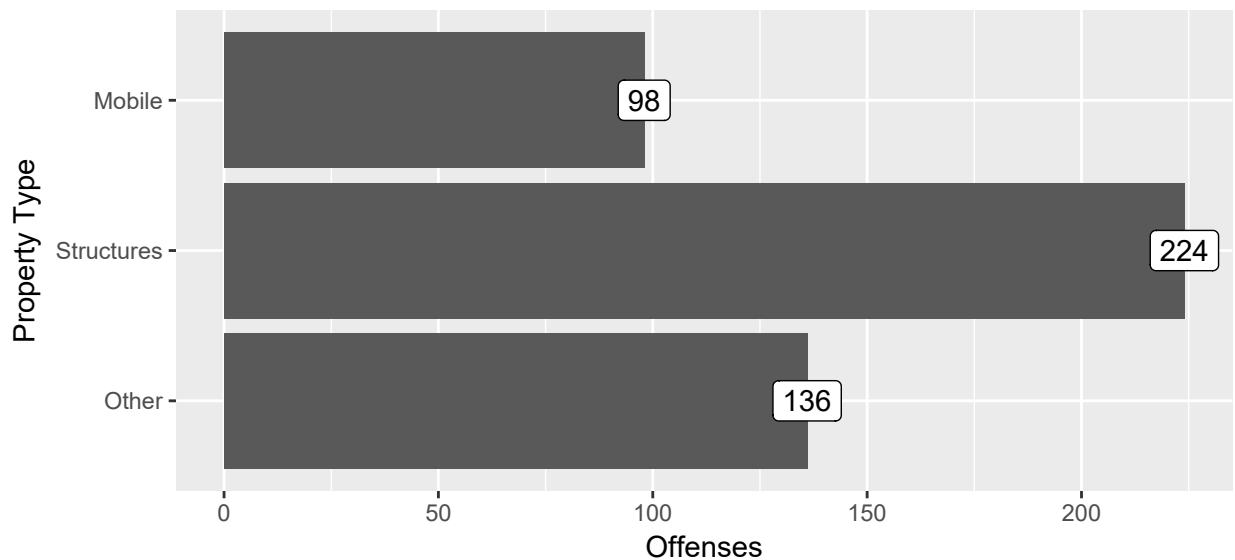


Figure 4.33: Arson by Property Type

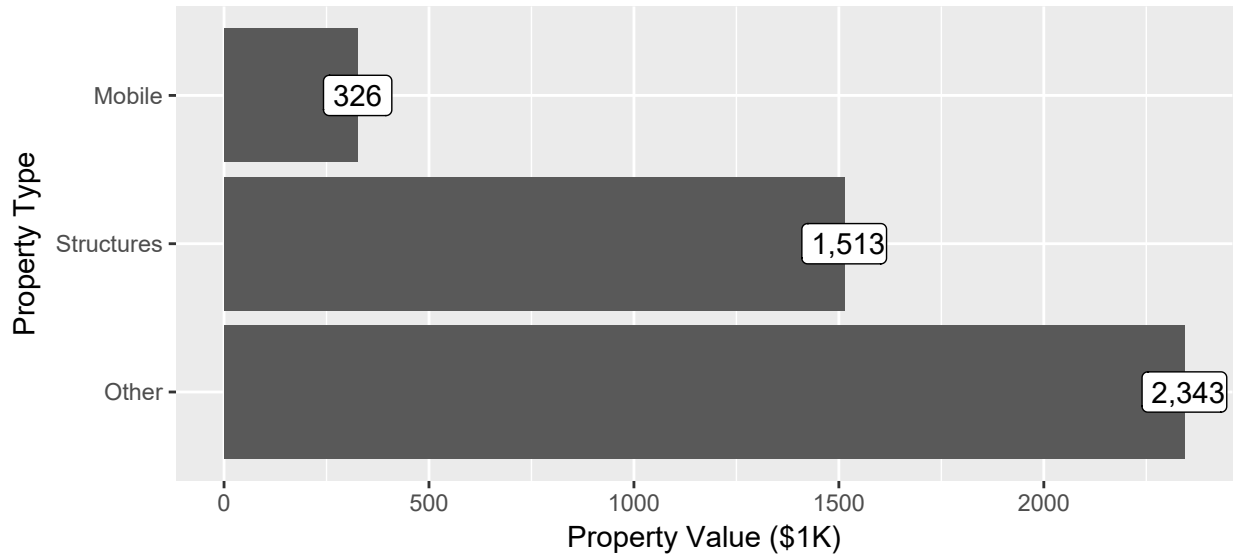


Figure 4.34: Total Estimated Property Value in Arson by Property Type

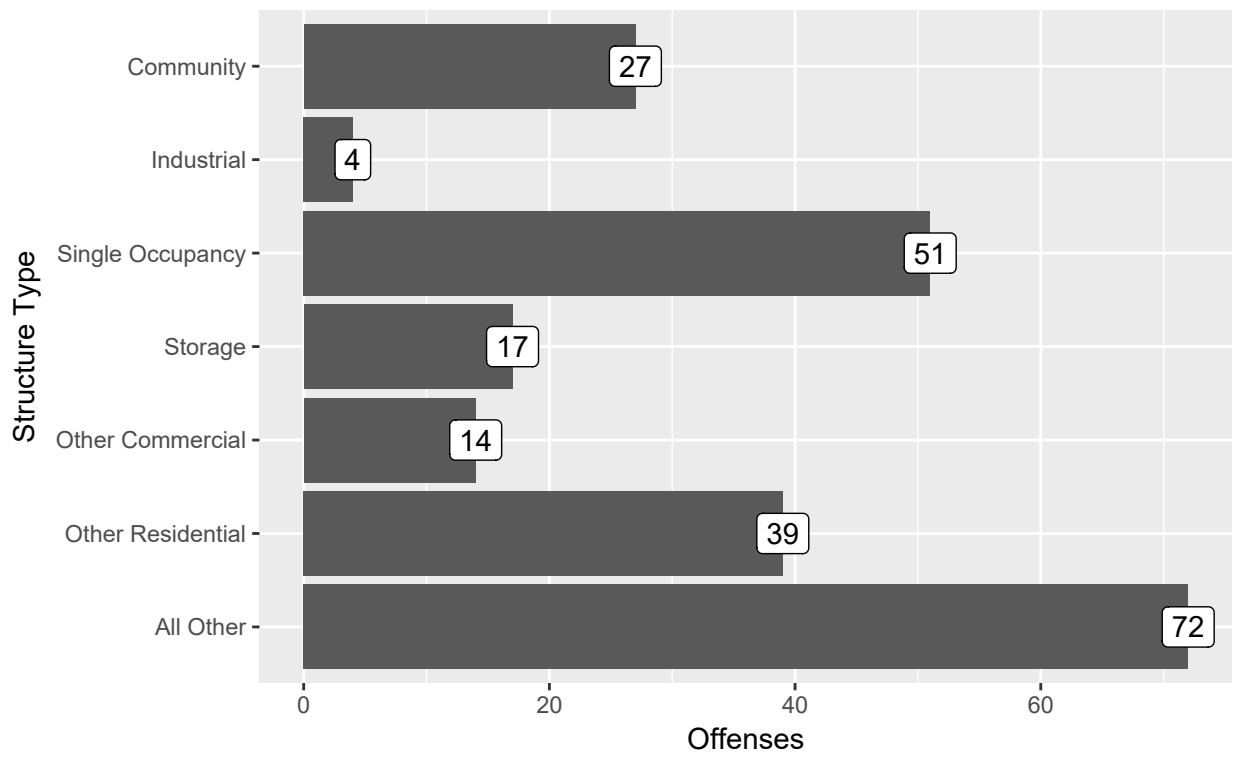


Figure 4.35: Arson by Structure Type

4.3.5 Property Crime Value Information

Information on property stolen and recovered in Minnesota for the offenses of criminal homicide, rape, robbery, burglary, larceny and motor vehicle theft is reflected in the following tables and figures.

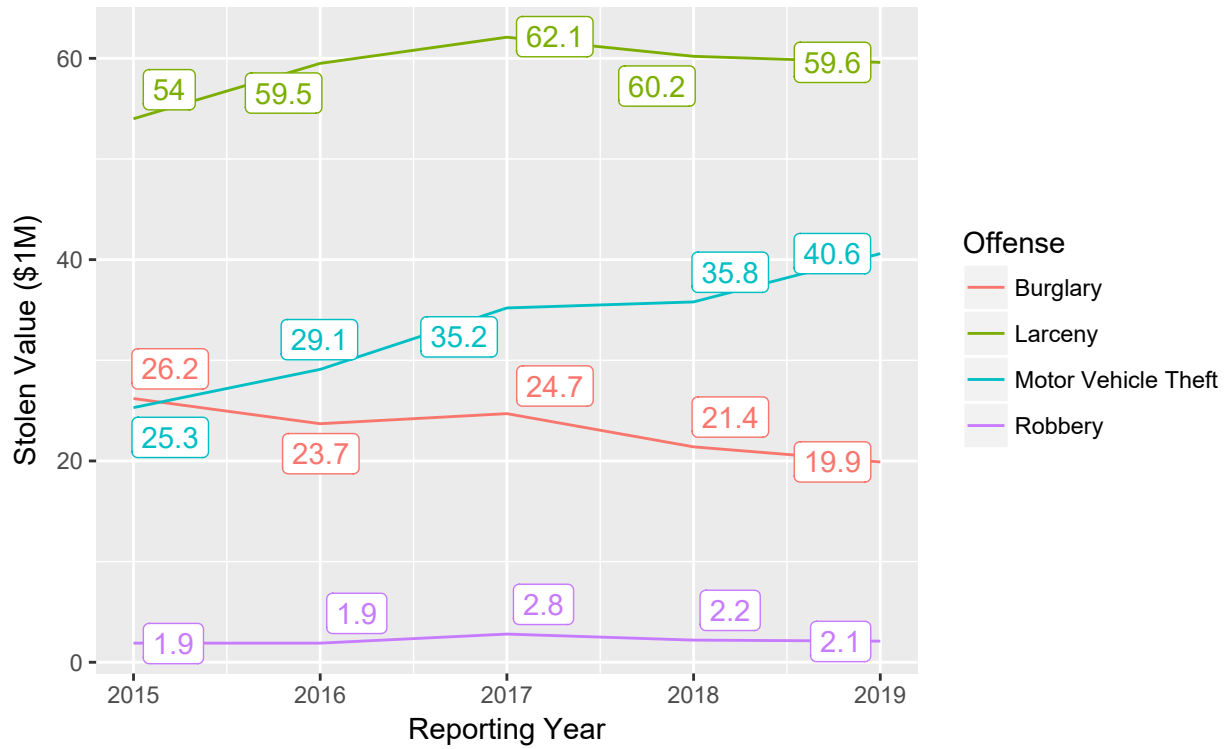


Figure 4.36: Total Estimated Stolen Value in Property Offenses

Local agencies report data on the value of items stolen during the commission of crimes. The values are reflected in the tables below.

Offense	Value
Murder	0
Rape	9
Robbery	2,066
Burglary	19,944
Larceny	59,591
Motor Vehicle Theft	40,605

Table 4.6: Value of Property Stolen by Offense (\$1K)

Property Type	Stolen	Recovered
Currency	27,129	332
Jewelry	6,910	157
Clothing	3,374	586
Vehicles	45,996	22,984
Office Equipment	5,157	306
TV/Radios/Stereos	3,475	198
Firearms	803	97
Household Goods	960	48
Consumable Goods	2,328	404
Livestock	92	1
Misc	44,029	3,444
Total	140,253	28,557

Table 4.7: Total Value of Property Stolen and Recovered by Property Type (\$1K)

4.4 ADDITIONAL STATEWIDE OFFENSE INFORMATION

Offense	Reported	Unfounded	Actual Offenses	Crime Rate	Cleared	Cleared (%)
Murder	122	5	117	2	78	64
Rape	2,504	73	2,431	43	930	38
Robbery	3,097	16	3,081	55	901	29
Aggravated Assault	6,802	60	6,742	120	4,085	61
Burglary	15,899	164	15,735	279	2,308	15
Larceny	91,147	890	90,257	1,600	24,977	28
Motor Vehicle Theft	11,796	386	11,410	202	1,576	14
Arson	464	2	462	8	89	19
Human Trafficking	138	0	138	2	110	72
Part I	131,969	1,596	130,373	2,312	35,054	27
Other Assaults	28,748	663	28,085	498	15,720	56
Forgery / Counterfeiting	4,868	41	4,827	86	1,425	30
Fraud	23,152	594	22,558	400	5,817	26
Embezzlement	176	1	175	3	31	18
Stolen Property	2,131	11	2,120	38	1,765	83
Vandalism	26,414	226	26,188	464	4,707	18
Weapons	3,015	53	2,962	53	2,090	71
Prostitution	205	3	202	4	162	80
Other Sex Offenses	3,975	183	3,792	67	1,308	34
Drug Abuse	20,103	24	20,079	356	17,704	88
Gambling	41	0	41	1	32	78
Family / Children	6,157	135	6,022	107	1,210	20
DUI	20,642	16	20,626	366	18,973	92
Liquor Laws	4,060	13	4,047	72	3,736	92
Disorderly Conduct	15,322	329	14,993	266	10,656	71
Vagrancy	342	0	342	6	283	83
Other (except Traffic)	46,039	685	45,354	804	31,680	70
Part II	205,390	2,977	202,413	3,589	117,299	58
Curfew / Loitering (Juvenile)	290	0	290	5	257	89
Runaways (Juvenile)	2,638	13	2,625	47	1,817	69
Part II Juvenile Offenses	2,928	13	2,915	52	2,074	71
Grand Total	340,287	4,586	335,701	5,953	154,427	46

Table 4.8: Statewide Offense and Clearance Information

4.4.1 Crime Rate per 100,000 Inhabitants and Percent Cleared by Agency

A table showing Part I, Part II and Juvenile crime rates and clearance rates broken down by Agency is available for download ([xls](#)).

4.4.2 Crime Rate per 100,000 Inhabitants and Percent Cleared by Judicial District and County

A table showing Part I, Part II and Juvenile crime and clearance rates broken down by Judicial District and County is available for download ([xls](#)).

4.4.3 Historical Crime Index Summary

A table showing historical Crime Index numbers dating back to 1936 is available for download ([xls](#)).

Chapter 5

MINNESOTA ARREST INFORMATION

Arrest information submitted by Minnesota law enforcement agencies in 2019 is compiled into state totals in the categories of age, sex, and race factors. Data has also been tabulated for the specific kinds of drug abuse violations and the individuals involved.

5.1 STATEWIDE ARREST INFORMATION

There were 150,034 arrests involving criminal offenses in Minnesota in 2019, with 105,881 males and 44,153 females arrested. There are also significant factors to consider when arrest data is evaluated:

- There can be multiple persons arrested for the same offense.
- An arrest of one or more persons can be reported for an offense that occurred during a previous reporting period.

Juvenile arrests include individuals under 18 years of age at the time of arrest.

Juveniles constitute 13% (19,582) of all arrests during 2019 and account for 16% (5,042) of the Part I arrests:

- 15% of Murder arrests
- 19% of Rape arrests
- 35% of Robbery arrests
- 11% of Aggravated Assault arrests
- 15% of Burglary arrests
- 15% of Larceny arrests
- 29% of Motor Vehicle Theft arrests
- 36% of Arson arrests

Following are a series of charts illustrating trends in arrests by the age, sex and race of the arrestee, and arrests by offense category for 2019. Total arrests of adults and juveniles for Part I and Part II Offenses are available as [county](#) and [agency](#) Totals. Cross tabulations of arrests are available by [age and sex](#) and [race and age](#). Age and sex crosstabulations are available by [county](#).

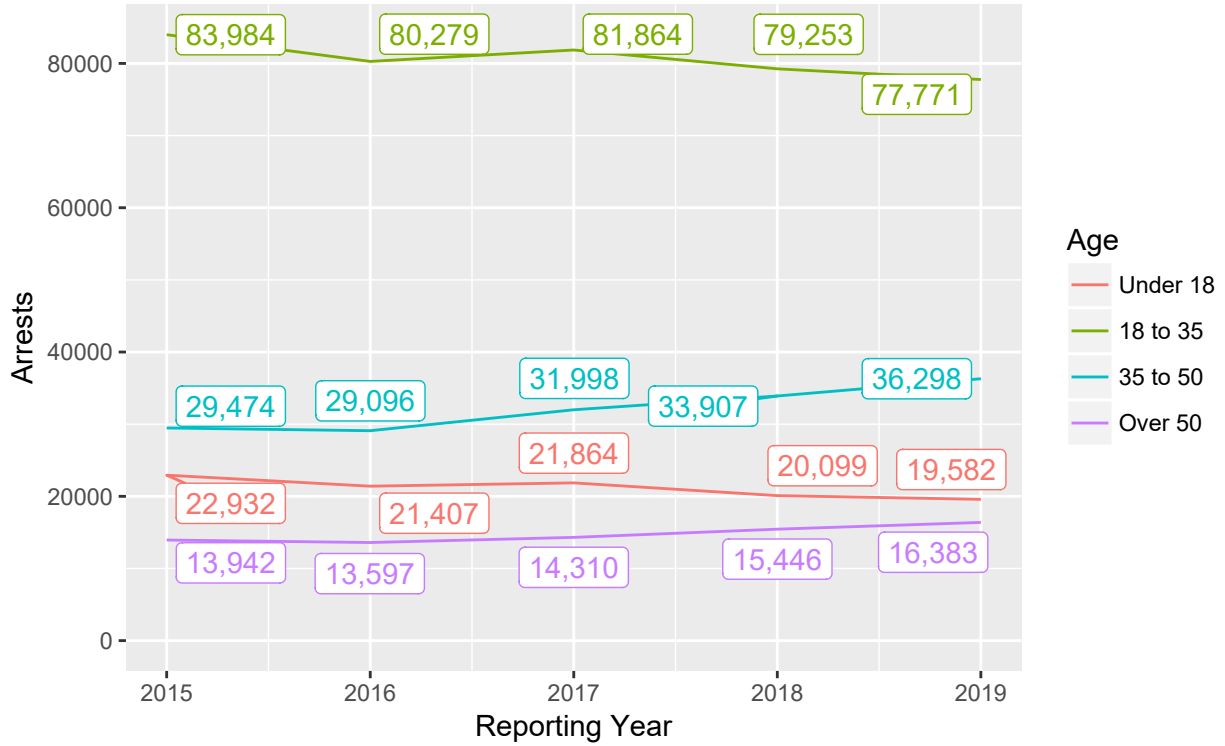


Figure 5.1: Arrests by Age

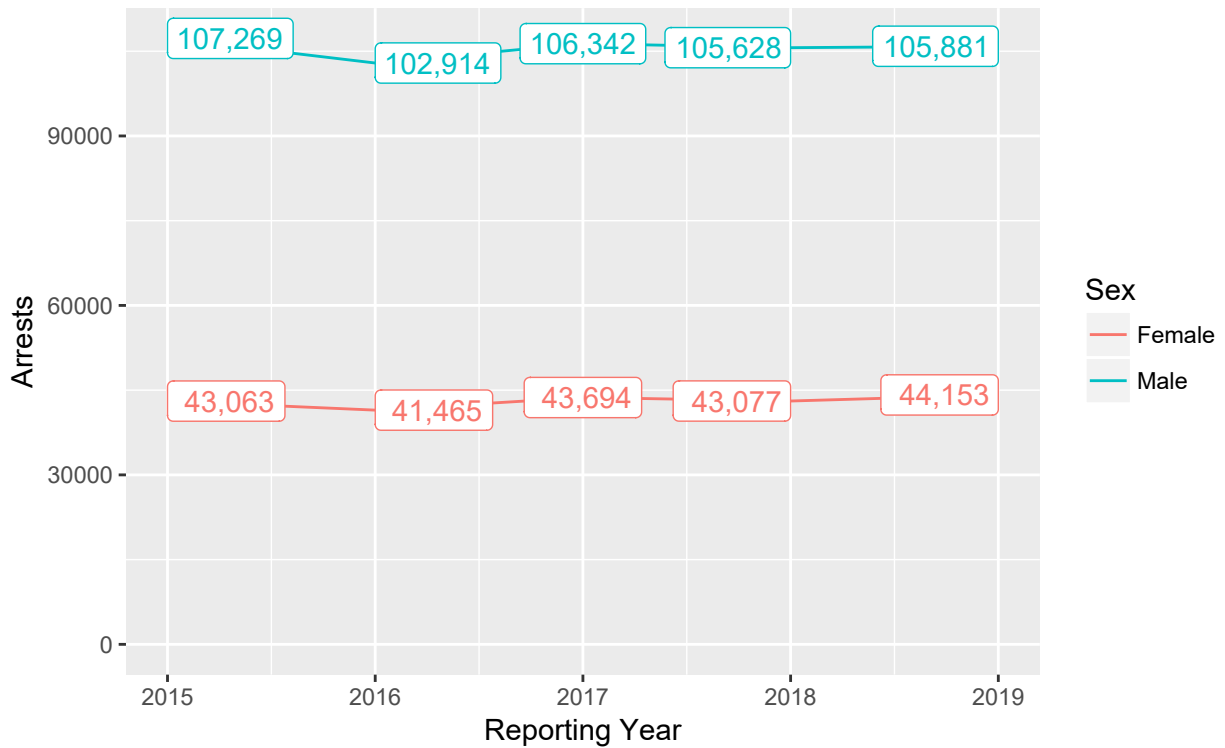


Figure 5.2: Arrests by Sex

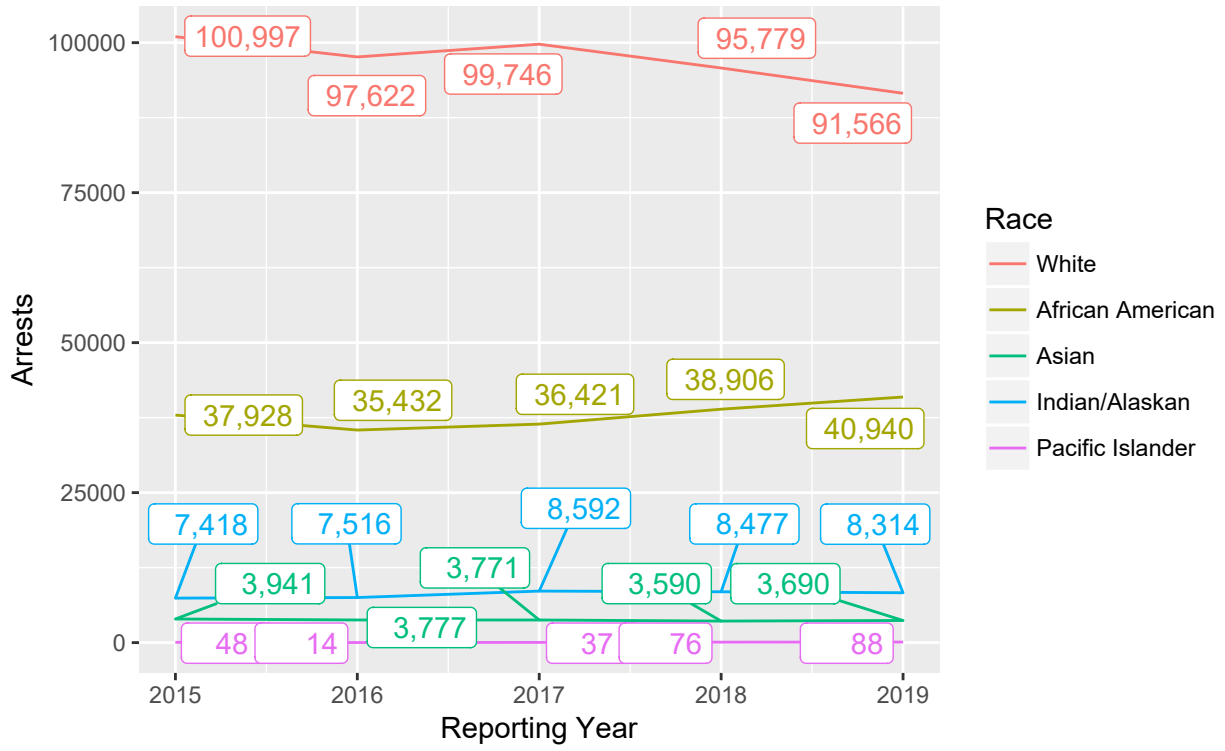


Figure 5.3: Arrests by Race

CHAPTER 5. MINNESOTA ARREST INFORMATION

Offense	Male	Female	Total
Murder	88	9	97
Rape	649	20	669
Robbery	1,008	152	1,160
Aggravated Assault	3,043	763	3,806
Burglary	1,735	350	2,085
Larceny	11,748	10,558	22,306
Motor Vehicle Theft	1,252	344	1,596
Arson	75	28	103
Human Trafficking	111	15	126
Part I	19,709	12,239	31,948
Other Assaults	11,581	3,865	15,446
Forgery / Counterfeiting	726	368	1,094
Fraud	3,118	1,457	4,575
Embezzlement	9	13	22
Stolen Property	1,508	488	1,996
Vandalism	2,110	598	2,708
Weapons	1,939	238	2,177
Prostitution	92	26	118
Purchasing Prostitution	41	1	42
Other Sex Offenses	790	29	819
Drug Abuse	13,769	5,371	19,140
Gambling	28	9	37
Family / Children	368	217	585
DUI	14,505	5,799	20,304
Liquor Laws	4,337	2,353	6,690
Disorderly Conduct	6,109	2,641	8,750
Vagrancy	166	24	190
Other (except Traffic)	24,261	8,014	32,275
Part II	85,457	31,511	116,968
Curfew / Loitering (Juvenile)	449	182	631
Runaways (Juvenile)	221	211	432
Part II Juvenile Offenses	670	393	1,063
Grand Total	105,836	44,143	149,979

Table 5.1: Arrests by Sex and Offense

Offense	Under 18	18 to 35	35 to 50	Over 50
Murder	15	54	23	5
Rape	129	336	136	68
Robbery	403	596	124	37
Aggravated Assault	416	2,003	977	410
Burglary	323	1,170	461	131
Larceny	3,250	11,649	5,213	2,194
Motor Vehicle Theft	465	828	254	49
Arson	37	33	25	8
Human Trafficking	1	75	36	14
Part I	5,039	16,744	7,249	2,916
Other Assaults	2,457	7,336	4,026	1,627
Forgery / Counterfeiting	30	652	321	91
Fraud	224	2,493	1,298	560
Embezzlement	5	10	7	0
Stolen Property	264	1,199	439	94
Vandalism	731	1,333	474	170
Weapons	315	1,339	396	127
Prostitution	0	54	41	23
Purchasing Prostitution	0	15	15	12
Other Sex Offenses	141	308	227	143
Drug Abuse	1,448	11,685	4,584	1,423
Gambling	5	23	5	4
Family / Children	11	335	184	55
DUI	148	10,465	5,917	3,774
Liquor Laws	1,556	4,204	462	468
Disorderly Conduct	2,020	3,573	1,923	1,234
Vagrancy	0	104	50	36
Other (except Traffic)	4,122	15,869	8,663	3,621
Part II	13,477	60,997	29,032	13,462
Curfew / Loitering (Juvenile)	631	0	0	0
Runaways (Juvenile)	432	0	0	0
Part II Juvenile Offenses	1,063	0	0	0
Grand Total	19,579	77,741	36,281	16,378

Table 5.2: Arrests by Age and Offense

CHAPTER 5. MINNESOTA ARREST INFORMATION

Offense	White	African American	Asian	Indian/Alaskan	Pacific Islander	Total
Murder	26	55	1	13	0	95
Rape	418	198	10	21	0	647
Robbery	210	865	9	60	0	1,144
Aggravated Assault	1,802	1,510	119	268	1	3,700
Burglary	1,272	609	46	113	0	2,040
Larceny	12,455	7,691	395	1,336	12	21,889
Motor Vehicle Theft	674	621	135	124	0	1,554
Arson	70	23	6	3	0	102
Human Trafficking	69	42	12	3	0	126
Part I	16,996	11,614	733	1,941	13	31,297
Other Assaults	8,996	4,792	347	826	12	14,973
Forgery / Counterfeiting	716	292	34	37	0	1,079
Fraud	2,167	2,017	101	205	8	4,498
Embezzlement	15	5	1	0	0	21
Stolen Property	938	714	59	216	1	1,928
Vandalism	1,662	755	65	174	1	2,657
Weapons	811	1,181	68	72	0	2,132
Prostitution	63	26	26	2	0	117
Purchasing Prostitution	29	6	3	0	0	38
Other Sex Offenses	537	199	42	24	0	802
Drug Abuse	13,005	3,843	491	1,134	12	18,485
Gambling	22	12	3	0	0	37
Family / Children	295	197	68	18	0	578
DUI	15,493	2,111	634	481	10	18,729
Liquor Laws	5,071	850	93	244	3	6,261
Disorderly Conduct	5,520	2,525	111	405	3	8,564
Vagrancy	11	92	0	0	0	103
Other (except Traffic)	18,671	9,235	797	2,499	25	31,227
Part II	74,022	28,852	2,943	6,337	75	112,229
Curfew / Loitering (Juvenile)	295	267	6	26	0	594
Runaways (Juvenile)	225	191	7	9	0	432
Part II Juvenile Offenses	520	458	13	35	0	1,026
Grand Total	91,538	40,924	3,689	8,313	88	144,552

Table 5.3: Arrests by Race and Offense

5.2 DRUG ABUSE ARREST INFORMATION

Drug Abuse violations for the state in 2019 involved 19,140 arrests, with 13,769 males and 5,371 females arrested.

Drug Abuse arrests are further categorized by the type of drug involved:

- Opium or cocaine and their derivatives (morphine, heroin, codeine etc.)
- Marijuana
- Synthetic narcotics - manufactured narcotics that can cause true addiction (demerol, methadone, fentanyl, etc.)
- Other - includes dangerous nonnarcotic drugs (barbiturates, benzedrine, etc.) and methamphetamine.

Summaries of Drug Abuse Arrests by agency and region for 2019 are available by [county](#) and [agency](#).

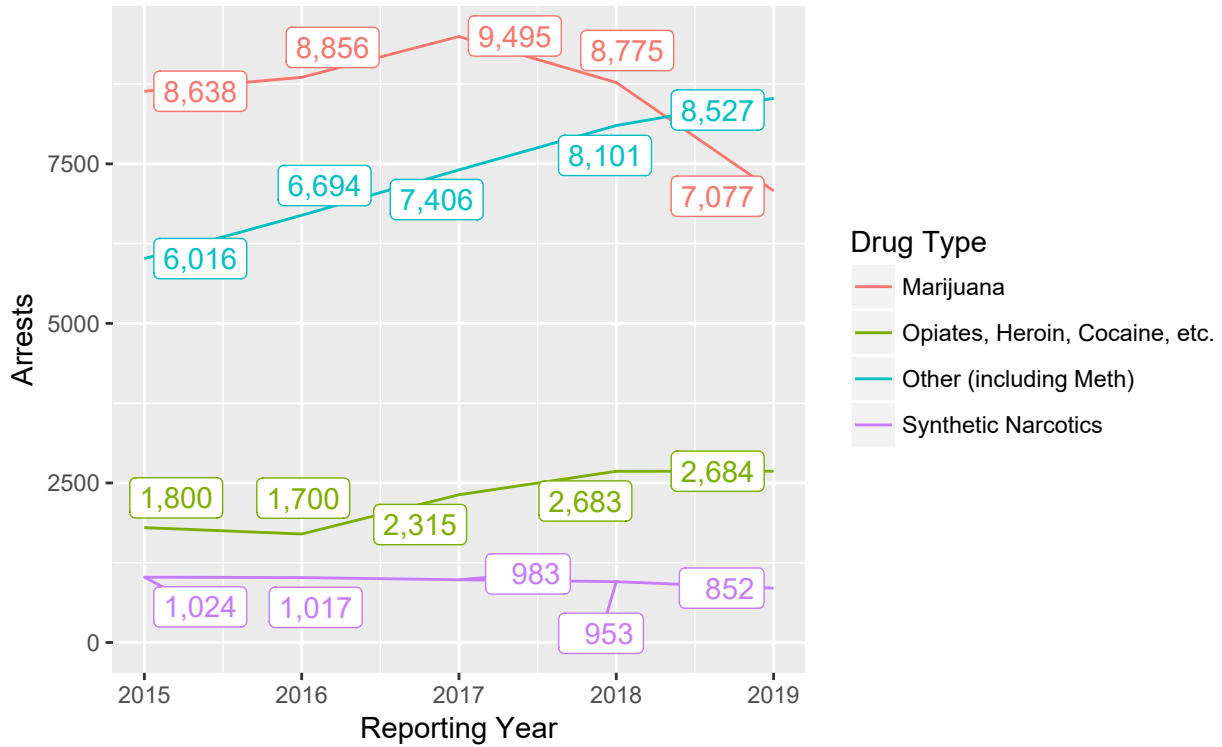


Figure 5.4: Drug Abuse Arrests by Drug Type

CHAPTER 5. MINNESOTA ARREST INFORMATION

Drug Type	Male	Female	Total
Marijuana	5,394	1,683	7,077
Opiates, Heroin, Cocaine, etc.	1,940	744	2,684
Other (including Meth)	5,811	2,716	8,527
Synthetic Narcotics	624	228	852
Total	13,769	5,371	19,140

Table 5.4: Drug Abuse Arrests by Sex and Drug Type

Drug Type	Under 18	18 to 35	35 to 50	Over 50
Marijuana	1,097	4,778	926	276
Opiates, Heroin, Cocaine, etc.	104	1,629	690	261
Other (including Meth)	219	4,751	2,719	838
Synthetic Narcotics	28	527	249	48
Total	1,448	11,685	4,584	1,423

Table 5.5: Drug Abuse Arrests by Age and Drug Type

Drug Type	White	African American	Asian	Indian/Alaskan	Pacific Islander	Total
Marijuana	4,656	1,783	148	196	3	6,786
Opiates, Heroin, Cocaine, etc.	1,628	790	49	156	2	2,625
Other (including Meth)	6,216	1,071	181	754	7	8,229
Synthetic Narcotics	505	199	113	28	0	845
Total	13,005	3,843	491	1,134	12	18,485

Table 5.6: Drug Abuse Arrests by Race and Drug Type

Table 5.7: Arrests for Drug Abuse Sale

Reporting Year	Marijuana	Opiates, Heroin, Cocaine, etc.	Other (including Meth)	Synthetic Narcotics
2,015	1,809	201	1,711	97
2,016	2,330	226	1,997	98
2,017	1,932	199	1,900	59
2,018	1,704	192	2,399	83
2,019	1,387	243	2,364	76

Table 5.8: Arrests for Drug Abuse Possession

Reporting Year	Marijuana	Opiates, Heroin, Cocaine, etc.	Other (including Meth)	Synthetic Narcotics
2,015	6,829	1,599	4,305	927
2,016	6,526	1,474	4,697	919
2,017	7,563	2,116	5,506	924
2,018	7,071	2,491	5,702	870
2,019	5,690	2,441	6,163	776

Chapter 6

COMPARISON OF METRO-NONMETRO OFFENSES AND ARRESTS

Metro-nonmetro crime comparisons were new to the Minnesota Uniform Crime Report in 2015 and replaced urban-rural comparisons.

Urban was defined as any area served by a police department, while rural was any area served by a sheriff's office. As a result, when using urban-rural designations, towns with small populations were classified as urban and large sheriff's offices such as the Hennepin County Sheriff's Office were considered rural. The FBI uses metro and nonmetro designations because they are more accurate than urban and rural designations.

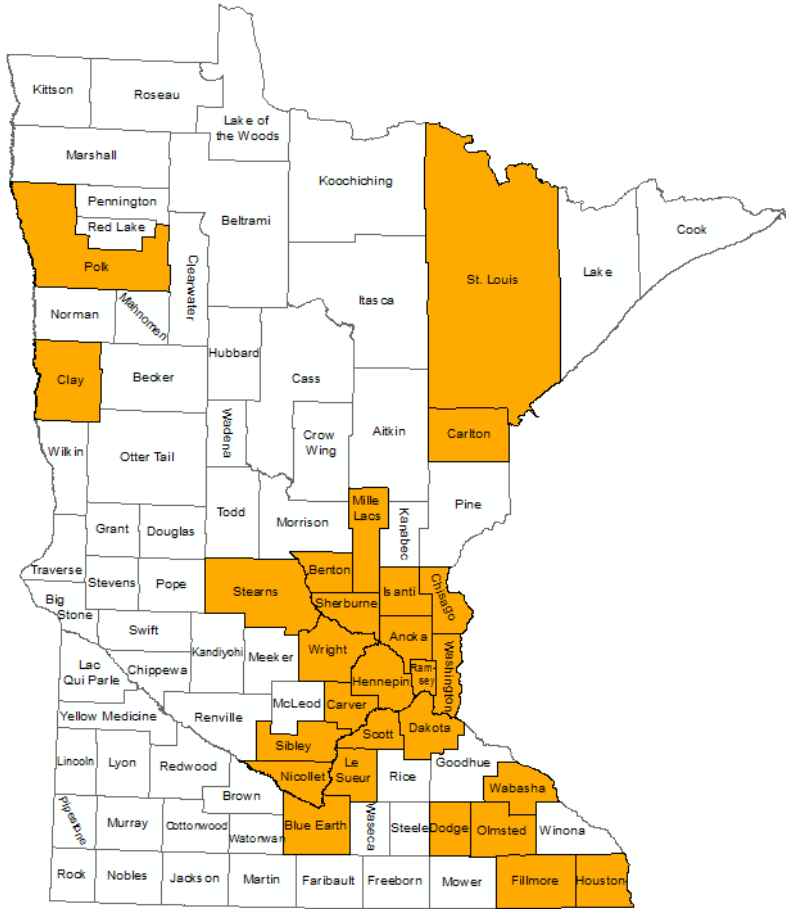
For the purposes of the Minnesota Uniform Crime Report, metro areas contain a principal city or urban area with a population of at least 50,000 people. The reporting area includes the principal city; the county in which the city is located; and other adjacent counties with a high degree of economic and social integration with the principal city and county. (FBI Crime in the United States).

A nonmetro designation includes county law enforcement agencies that are not associated with a metro area.

Metro and nonmetro information is used to analyze and present statistical data about areas with major population centers compared with less populated areas.

The metro and nonmetro information gives a general indication of crime based on population density but does not represent data that can be applied to any one specific agency. Variations in crime are caused by a multitude of crime factors. The information presented in this section lists the numbers of specific criminal offenses reported to metro and nonmetro law enforcement agencies. For jurisdictional reasons, Capitol Security and State Patrol figures are excluded from this section of the report.

Of additional value is the ratio of metro to nonmetro crime offenses. The ratio is the number of one particular criminal offense in metro areas compared with the number of the same offense for nonmetro areas. For example, a ratio of 4:1 aggravated assaults indicates that for every 4 offenses of aggravated assault in a metro area, nonmetro areas experienced one aggravated assault.



Metropolitan Area Center	Counties Included
Duluth	Carlton, St. Louis
Fargo	Clay
Grand Forks	Polk
La Crosse-Onalaska	Houston
Mankato-North Mankato	Blue Earth, Nicollet
Minneapolis-St. Paul-Bloomington	Anoka, Carver, Chisago, Dakota, Hennepin, Isanti, Le Sueur, Mille Lacs, Ramsey, Scott, Sherburne, Sibley, Washington, Wright
Rochester	Dodge, Fillmore, Olmsted, Wabasha
St. Cloud	Benton, Stearns

Table 6.1: Metropolitan Counties

Table 6.2: Metro and Nonmetro Offenses and Clearances

Offense	Offenses	Metro		Offenses	Non-Metro	
		Cleared	Cleared (%)		Cleared	Cleared (%)
Murder	117	67	60	10	11	110
Rape	1,974	678	34	457	252	55
Robbery	2,776	767	28	305	134	44
Aggravated Assault	5,440	3,086	57	1,302	999	77
Burglary	13,044	1,776	14	2,691	532	20
Larceny	77,354	20,916	27	12,903	4,061	31
Motor Vehicle Theft	10,163	1,208	12	1,247	368	30
Arson	388	62	16	74	27	36
Human Trafficking	113	72	64	70	64	91
Part I	111,364	28,632	26	19,059	6,448	34
Other Assaults	22,052	11,849	54	6,033	3,871	64
Forgery / Counterfeiting	3,885	1,071	28	942	354	38
Fraud	18,248	3,419	19	4,310	2,398	56
Embezzlement	161	24	15	14	7	50
Stolen Property	1,809	1,526	84	311	239	77
Vandalism	20,331	3,179	16	5,857	1,528	26
Weapons	2,439	1,686	69	523	404	77
Prostitution	162	131	81	40	31	78
Other Sex Offenses	3,023	973	32	769	335	44
Drug Abuse	14,728	12,931	88	5,351	4,773	89
Gambling	33	26	79	8	6	75
Family / Children	5,581	926	17	441	284	64
DUI	15,636	14,199	91	4,990	4,774	96
Liquor Laws	2,646	2,428	92	1,401	1,308	93
Disorderly Conduct	11,352	7,864	69	3,641	2,792	77
Vagrancy	317	265	84	25	18	72
Other (except Traffic)	34,303	22,574	66	11,051	9,106	82
Part II	156,706	85,071	54	45,707	32,228	71
Curfew / Loitering (Juvenile)	251	219	87	39	38	97
Runaways (Juvenile)	2,061	1,347	65	564	470	83
Part II Juvenile Offenses	2,312	1,566	68	603	508	84
Grand Total	270,382	115,269	43	65,369	39,184	60

CHAPTER 6. COMPARISON OF METRO-NONMETRO OFFENSES AND ARRESTS

Offense	Metro Crime Rate	Nonmetro Crime Rate	Ratio Metro:Nonmetro Offenses
Murder	3	1	11:1
Rape	45	37	4:1
Robbery	63	25	9:1
Aggravated Assault	123	106	4:1
Burglary	296	219	5:1
Larceny	1,755	1,048	6:1
Motor Vehicle Theft	231	101	8:1
Arson	9	6	5:1
Human Trafficking	3	6	2:1
Part I	2,526	1,548	6:1
Other Assaults	500	490	4:1
Forgery / Counterfeiting	88	77	4:1
Fraud	414	350	4:1
Embezzlement	4	1	12:1
Stolen Property	41	25	6:1
Vandalism	461	476	3:1
Weapons	55	42	5:1
Prostitution	4	3	4:1
Other Sex Offenses	69	62	4:1
Drug Abuse	334	435	3:1
Gambling	1	1	4:1
Family / Children	127	36	13:1
DUI	355	405	3:1
Liquor Laws	60	114	2:1
Disorderly Conduct	257	296	3:1
Vagrancy	7	2	13:1
Other (except Traffic)	778	898	3:1
Part II	3,554	3,713	3:1
Curfew / Loitering (Juvenile)	6	3	6:1
Runaways (Juvenile)	47	46	4:1
Part II Juvenile Offenses	52	49	4:1
Grand Total	6,133	5,311	4:1

Table 6.3: Metro and Nonmetro Crime Rate per 100,000 and Offense Ratio*

* Ratio is determined by dividing the number of metro offenses by the number of nonmetro offenses from table 6.2.

Metro and Nonmetro stolen and recovered value is available by [property type](#).

Metro and Nonmetro offenses are available by [population group](#).

Chapter 7

CRIME OFFENSES AND ARRESTS FOR STATE JUDICIAL DISTRICTS

The judicial district breakdown of [crimes](#) and arrests within Minnesota provides another measurement of the volume of crime based on specific areas. The judicial districts evaluated are based upon the ten judicial districts in the state.

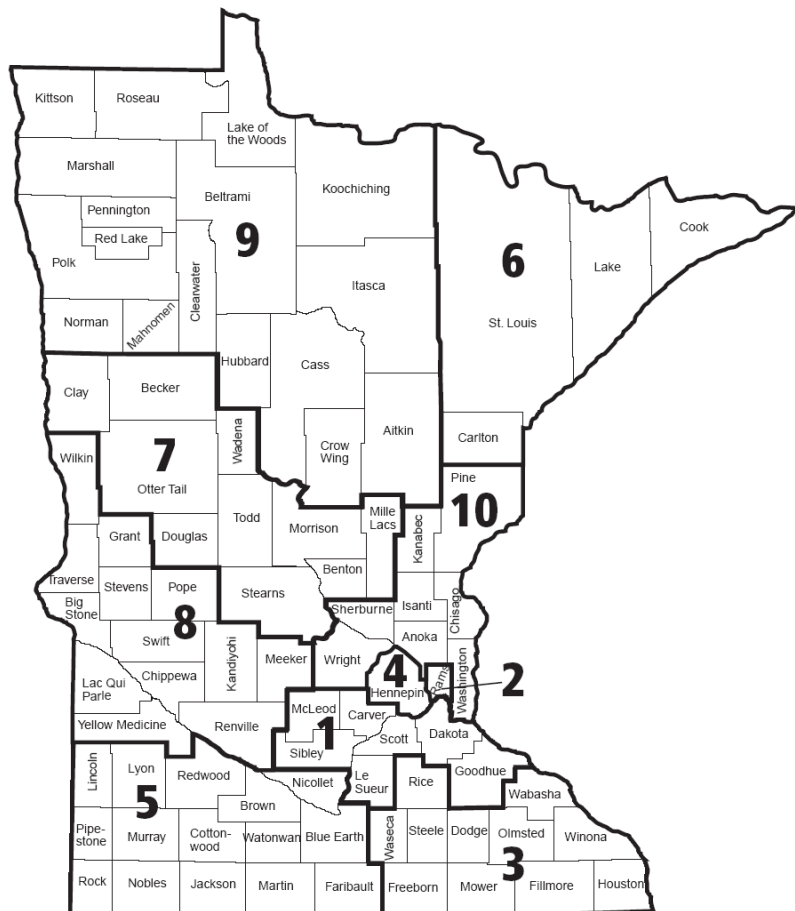


Table 7.1: Violent and Property Crimes by Judicial District

Judicial District	Violent Crime Rate	Violent Crimes	Property Crime Rate	Property Crimes
1	112	905	1,501	12,099
2	402	2,213	3,378	18,620
3	126	612	1,337	6,476
4	373	4,755	2,996	38,185
5	131	375	1,213	3,481
6	205	514	2,541	6,382
7	159	798	1,754	8,787
8	131	209	995	1,588
9	153	518	1,536	5,206
10	117	1,158	1,609	15,868

Table 7.2: Arrests by Judicial District

Judicial District	Part I Arrests	Part II Arrests
1	3,974	13,917
2	3,873	9,697
3	2,249	9,651
4	9,024	25,103
5	1,349	6,813
6	2,057	5,253
7	2,856	12,168
8	452	2,740
9	1,513	7,968
10	4,226	15,189
Total	31,573	108,620

Chapter 8

LAW ENFORCEMENT EMPLOYEE INFORMATION

Minnesota State Law Enforcement agencies reported a total of 15,892 sworn and civilian employees for 2019. Of that amount, 10,133 were sworn personnel and 5,759 were civilian employees.¹

The average number of full time law enforcement personnel in 2019 (including sworn and civilian) amounted to 2.8 employees for each 1,000 residents of the state. The average number of sworn personnel (excluding civilian) amounted to 1.8 full-time sworn personnel per 1,000 residents. These figures represent the averages as derived from the submitted data and are not the recommended ratios for Minnesota law enforcement agencies. The average ratio of law enforcement personnel for any given community may, and does, vary according to a number of community and policing factors.

The number of Law Enforcement agencies that fail to report their Law Enforcement employee information varies from year to year. In 2015, 38 LE agencies didn't report their employee information. In 2016, 1 LE agency didn't report their employee information.

Staffing levels in 2019 and changes from the previous year were as follows:

- Sheriff's departments reported a total of 6,743 employees in 2019, which was an increase of 2 percent from the previous year 2018 with a total of 6,610.
- Police departments reported a total of 7,253 employees in 2019, which was an increase of 2.2 percent from the previous year 2018 with a total of 7,100.
- The State Patrol reported a total of 766 employees in 2019, which was a decrease of 13.5 percent from the previous year 2018 with a total of 886.
- Other zero population agencies reported a total of 1,130 employees in 2019, which was an increase of 35 percent from the previous year 2018 with a total of 837.

Of the total number of sworn personnel in 2019 (10,133), there were 8,918 males and 1,215 females. Considering the total number of civilian personnel for the same year (5,759), there were 2,582 males and 3,177 females.

Data on the number of employees by gender and agency is available for [Police Department](#), [Sheriffs](#), [Minnesota State Patrol](#), and for [Zero Population Agencies](#).

¹Employee counts include the number of full-time law enforcement and civilian personnel on October 31 of the reporting year.

Table 8.1: Police Department Employee Data

Population Group	Population	Civilian	Sworn	Sworn per 1,000	Total	Total per 1,000
City 250,000 - 499,999	741,279	363	1,510	2.0	1,873	2.5
City 100,000 - 249,999	118,267	65	138	1.2	203	1.7
City 50,000 - 99,999	1,098,960	293	1,277	1.2	1,570	1.4
City 25,000 - 49,999	721,352	159	878	1.2	1,037	1.4
City 10,000 - 24,999	795,131	210	1,126	1.4	1,336	1.7
City 2,500 - 9,999	435,636	94	778	1.8	872	2.0
City under 2,500	148,977	9	306	2.1	315	2.1
NA	NA	34	13	NA	47	NA

Table 8.2: Sheriff Department Employee Data

Population Group	Population	Civilian	Sworn	Sworn per 1,000	Total	Total per 1,000
Non-metro County 25,000 - 99,999	154,742	275	173	1.1	448	2.9
Non-metro County 10,000 - 24,999	303,365	667	442	1.5	1,109	3.7
Non-metro County under 10,000	218,559	418	407	1.9	825	3.8
Metro County 100,000 or over	115,559	118	146	1.3	264	2.3
Metro County 25,000 - 99,999	539,424	1,216	944	1.8	2,160	4.0
Metro County 10,000 - 24,999	216,083	584	420	1.9	1,004	4.6
Metro County under 10,000	25,094	561	372	14.8	933	37.2

Table 8.3: Zero Population Employee Data

Agency Type	Number Civilian	Number Sworn	Total
Patrol	196	570	766
ZeroPop	497	633	1,130

Chapter 9

LAW ENFORCEMENT OFFICERS KILLED OR ASSAULTED

Vital information other than Uniform Crime Reporting is also collected that evaluates the number of law enforcement personnel who have been assaulted and/or killed. The data from those county (sheriff) and municipal (police) agencies reporting is collected and tabulated annually.

There were a total of 413 law enforcement officer assault incidents reported in Minnesota for 2019 with 467 officers assaulted. 379 of the assault incidents were cleared, with a clearance rate of 92%.

There were no law enforcement fatalities in 2019.

Data on officers killed or assaulted is available by [incident](#).

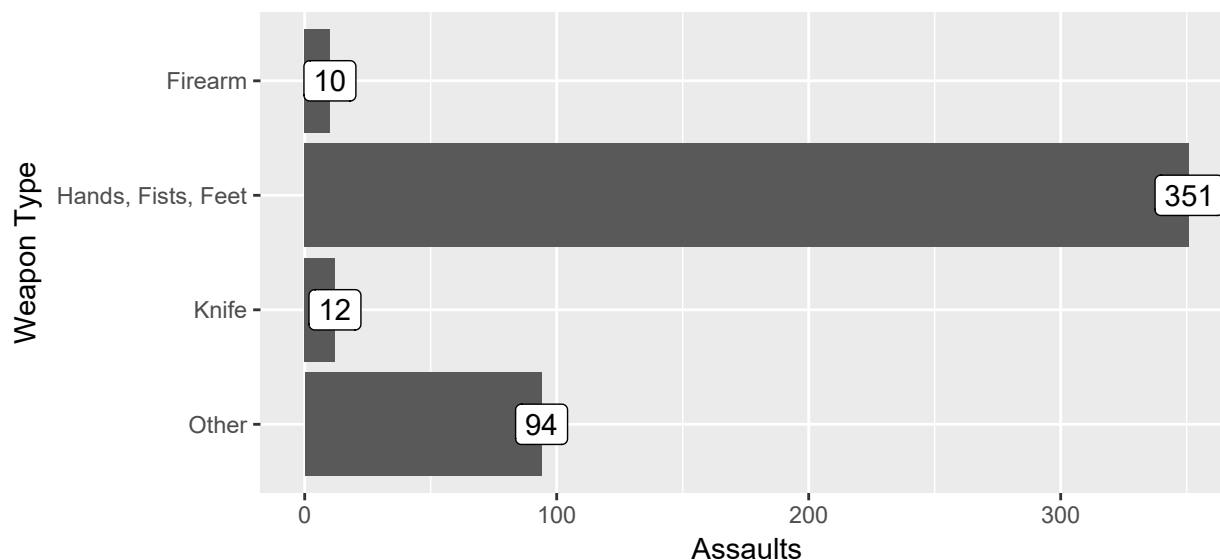


Figure 9.1: Law Enforcement Officers Killed or Assaulted By Type of Weapon

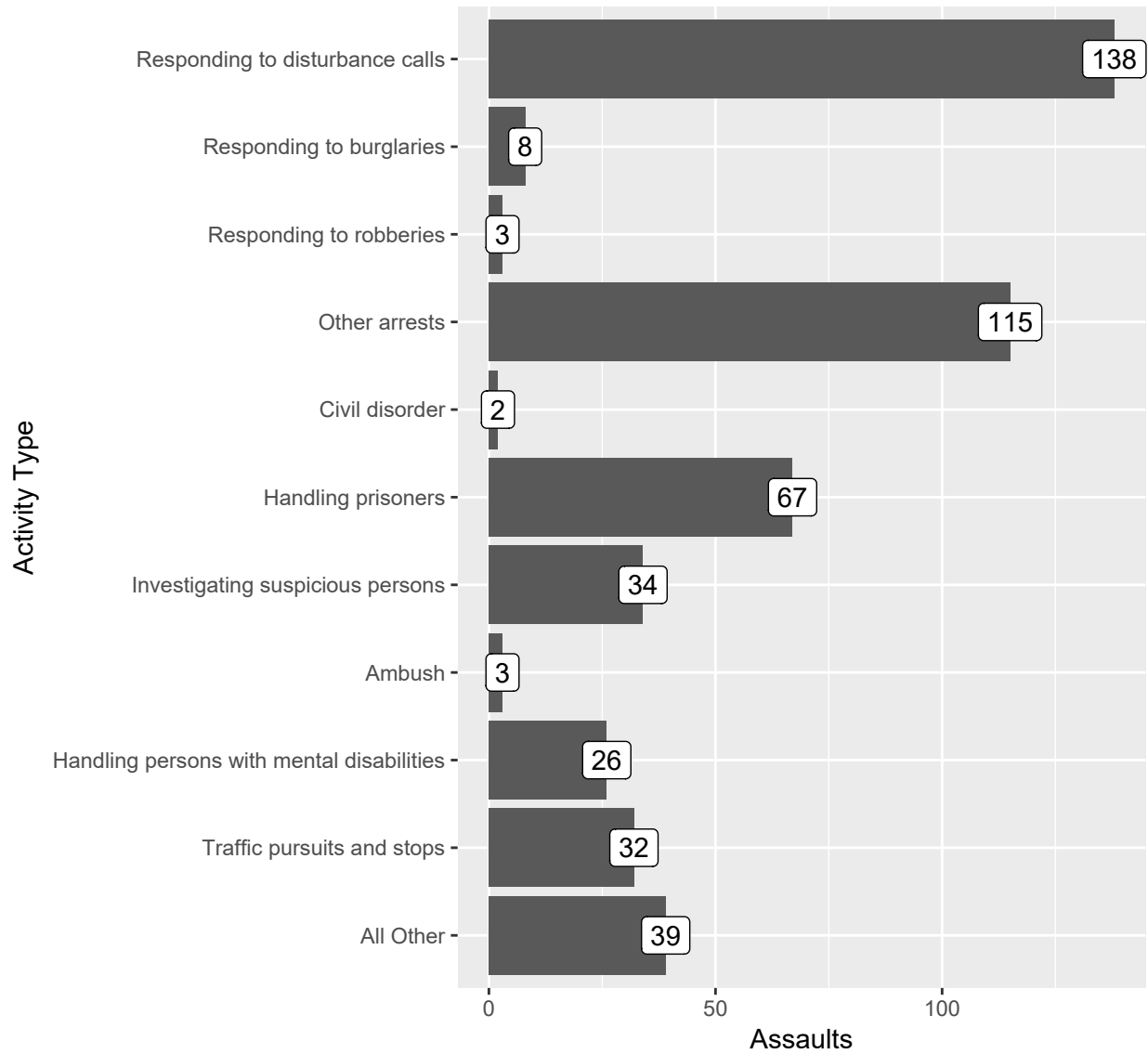


Figure 9.2: Law Enforcement Officers Killed or Assaulted By Type of Activity

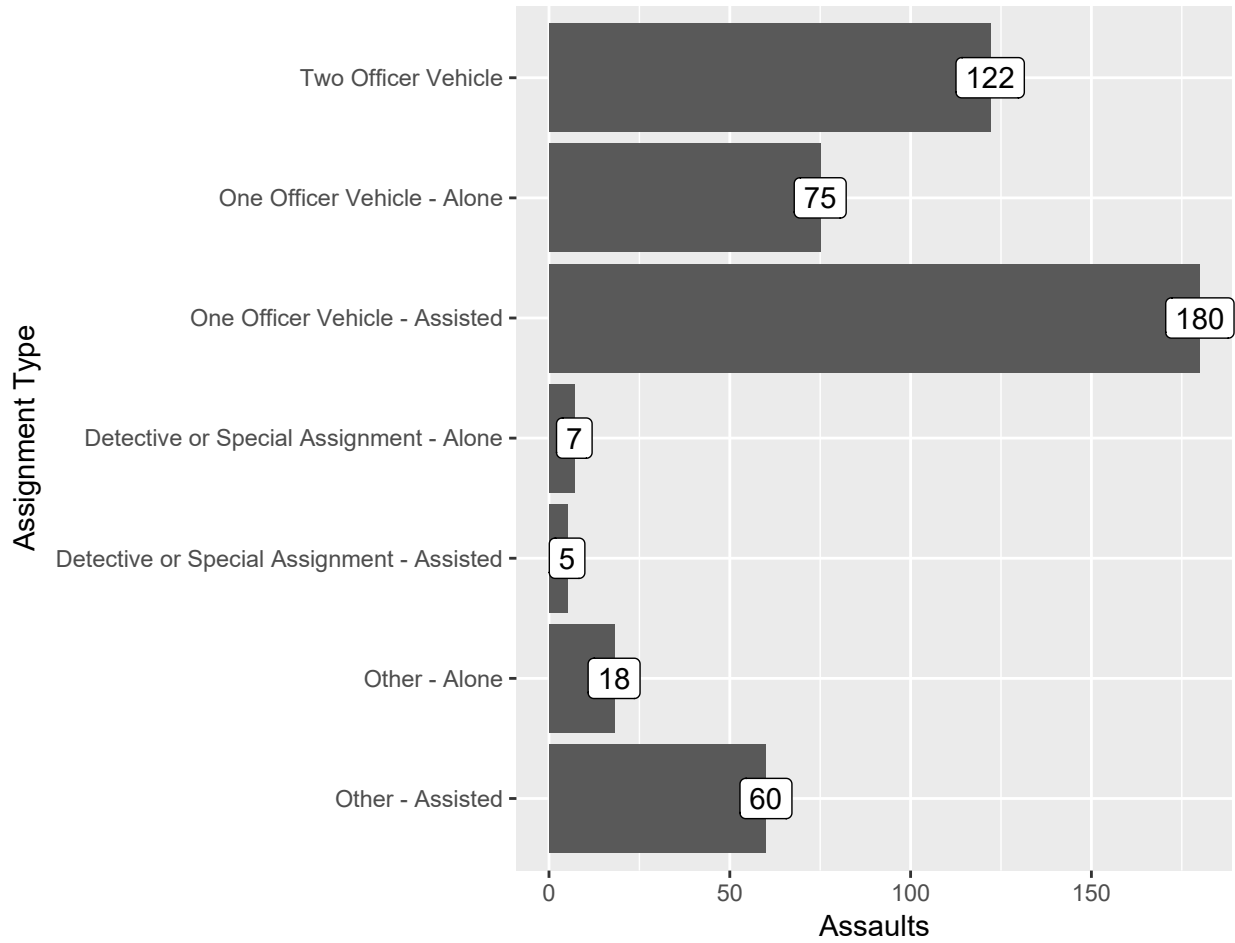


Figure 9.3: Law Enforcement Officers Killed or Assaulted By Type of Assignment

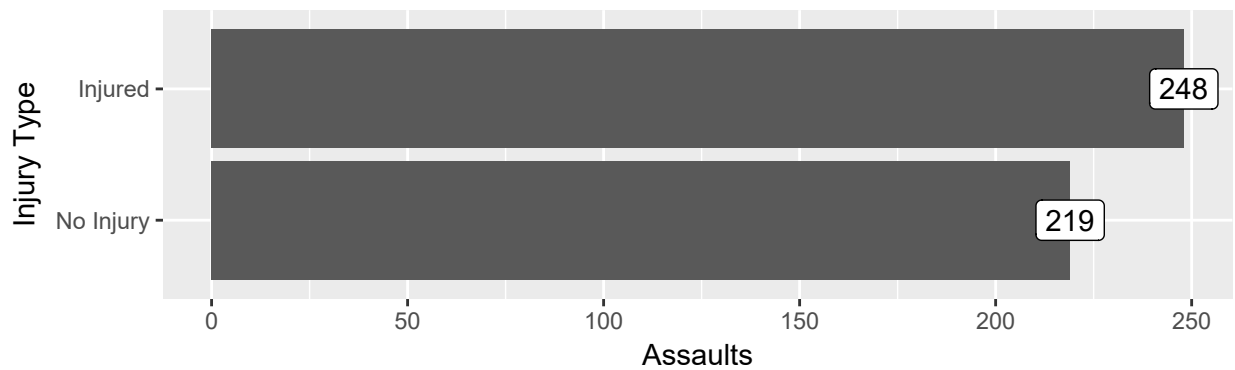


Figure 9.4: Law Enforcement Officers Killed or Assaulted By Type of Injury

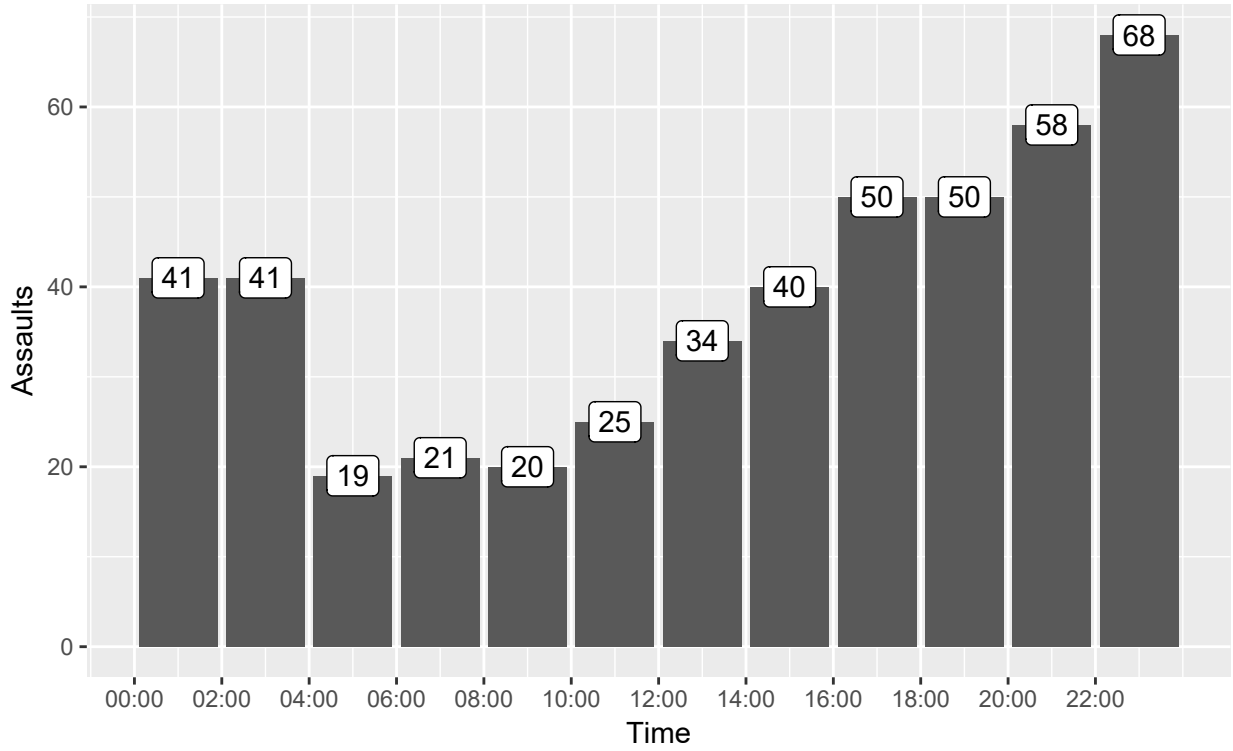


Figure 9.5: Law Enforcement Officers Killed or Assaulted By Time of Incident

Chapter 10

LAW ENFORCEMENT OFFICERS FIREARMS DISCHARGES, OFFICER-INVOLVED SHOOTINGS, AND USE OF FORCE

Pursuant to Minnesota State Statute 626.553, Subdivision 2, information is collected concerning firearm discharges by law enforcement officers in Minnesota. 1978 was the first full year that this information was available.

10.1 SUMMARY

There were 41 firearms discharge incidents in 2019, with 99 shots fired. Of these, 29 incidents were in the course of duty or employment, and 12 incidents were accidental discharge.

There were 30 individuals fired at in firearms discharge incidents. Of these:

- 11 were killed
- 8 were wounded
- 7 had a resulting injury level of “Other”, meaning they were not injured as a result of the firearms discharge.

Data on firearms discharges is available by [incident](#).

Table 10.1: Firearms Shots Fired by Agency Population Group

Population Group	Number of Agencies Reporting	Shots Fired
City 250,000 - 499,999	2	14
City 50,000 - 99,999	6	12
City 25,000 - 49,999	5	26
City 10,000 - 24,999	3	6
City 2,500 - 9,999	4	4
City under 2,500	1	2
Non-metro County 25,000 - 99,999	1	1
Non-metro County 10,000 - 24,999	6	28
Metro County 25,000 - 99,999	2	3
Metro County 10,000 - 24,999	2	2
NA	1	1

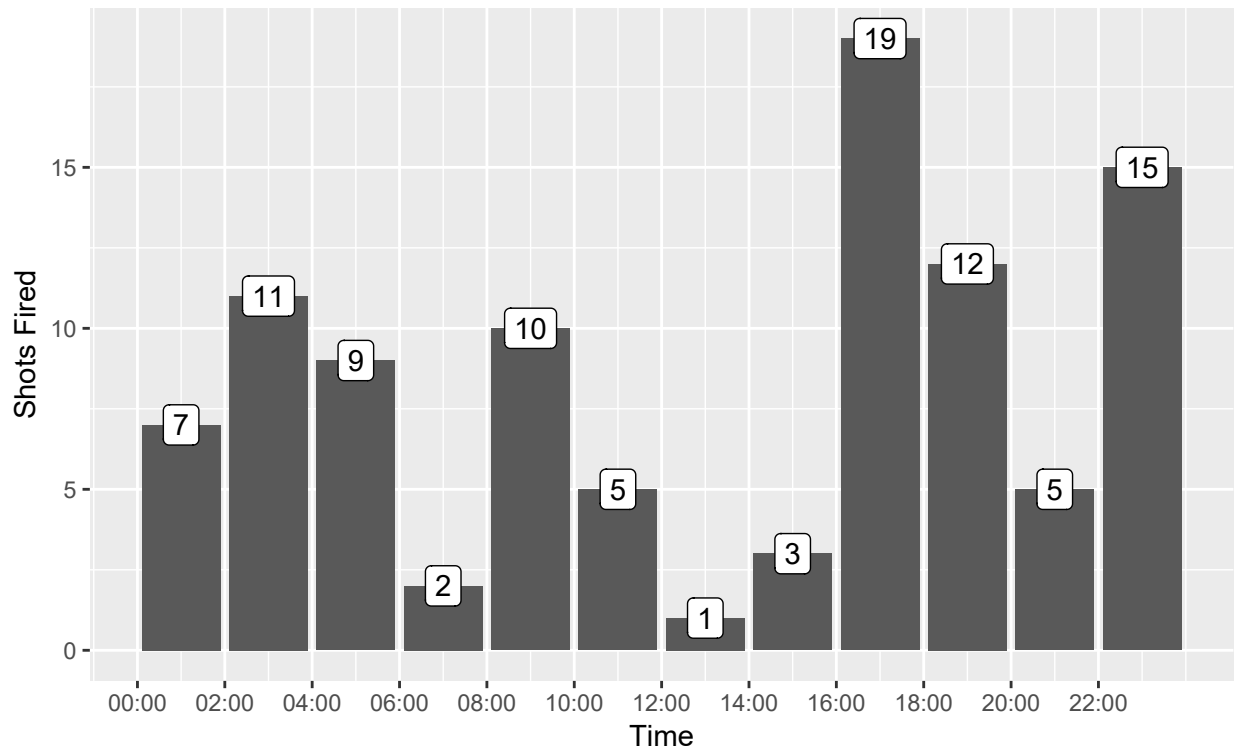


Figure 10.1: Firearms Shots Fired By Time of Day



Figure 10.2: Firearms Shots Fired By Activity Type



Figure 10.3: Firearms Shots Fired By Assignment Type

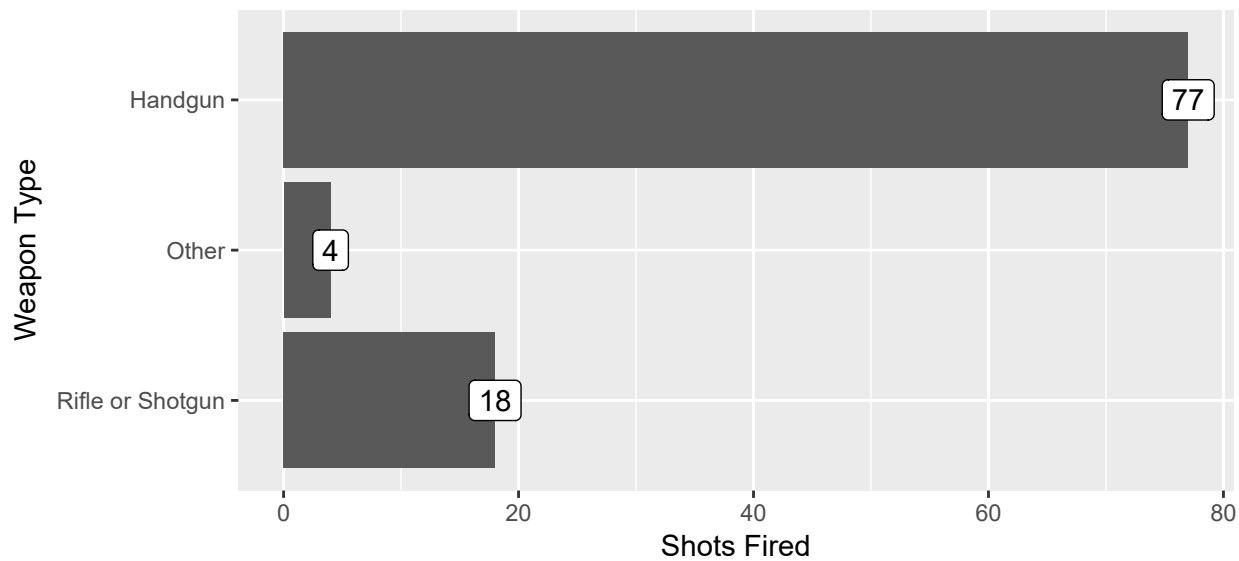


Figure 10.4: Firearms Shots Fired By Weapon Type

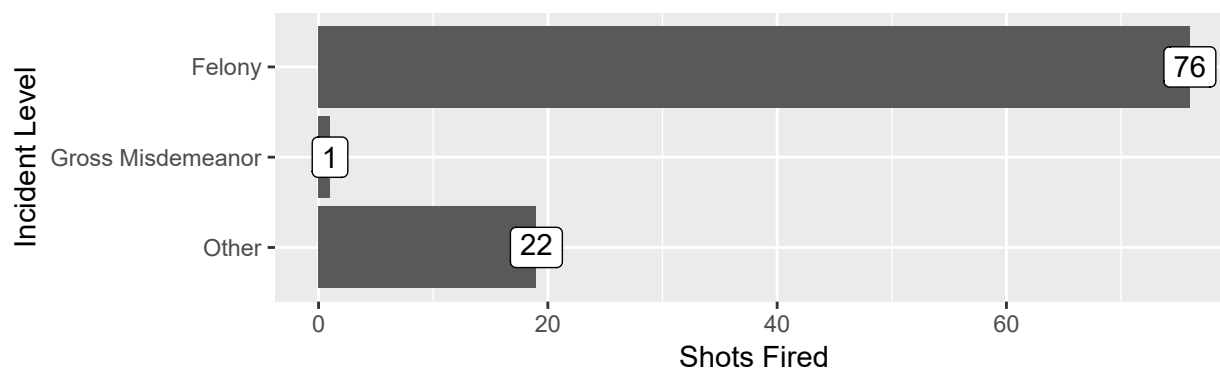


Figure 10.5: Firearms Shots Fired By Incident Level

*Other includes accidental discharge, traffic stops, welfare checks, investigating suspicious circumstances

10.2 MINNESOTA USE-OF-FORCE DATA INCLUDED IN THE FBI'S NATIONAL USE-OF-FORCE DATA COLLECTION

The FBI in 2018 created a collection of data on law enforcement use-of-force incidents. Local law enforcement agencies were asked to voluntarily provide specific information about their incidents for inclusion in the national collection. 2019 was the first full year of data collection for this purpose.

The FBI created this data collection to inform the national conversation about officer use-of-force and provide an aggregate view of reported incidents and their circumstances, subjects and officers involved for better statistical analysis.

The Bureau of Criminal Apprehension supports the FBI's efforts to compile this information and encourages local agency participation in this effort. To facilitate the reporting, the BCA developed a centralized process for agencies to provide data to the BCA where it is compiled and submitted to the FBI.

The data received for 2019 represents 76.3% of Minnesota law enforcement officers, which is significantly higher than the 40.4% national total for the year.

The FBI identified three types of use-of-force incidents about which agencies are asked to report.

- When a fatality occurs to a person in connection to use-of-force by a law enforcement officer.
- When there is serious bodily injury¹ to a person in connection with use-of-force by a law enforcement officer.
- In the absence of either death or serious bodily injury, when a firearm is discharged by a law enforcement officer at or in a direction of a person.

The FBI requirements allow agencies to choose Pending or Unknown values for data elements when data is not known or cannot be released due to an outside agency's active investigation. Agencies are expected to amend the reports once the data becomes available.

In the figures below, Subject indicates the individual that the force was applied to.

¹The definition of serious bodily injury is based, in part, on 18 United States Code 2246 (4). The term "serious bodily injury" means bodily injury that involves a substantial risk of death, unconsciousness, protracted and obvious disfigurement, or protracted loss or impairment of the function of a bodily member, organ, or mental faculty."

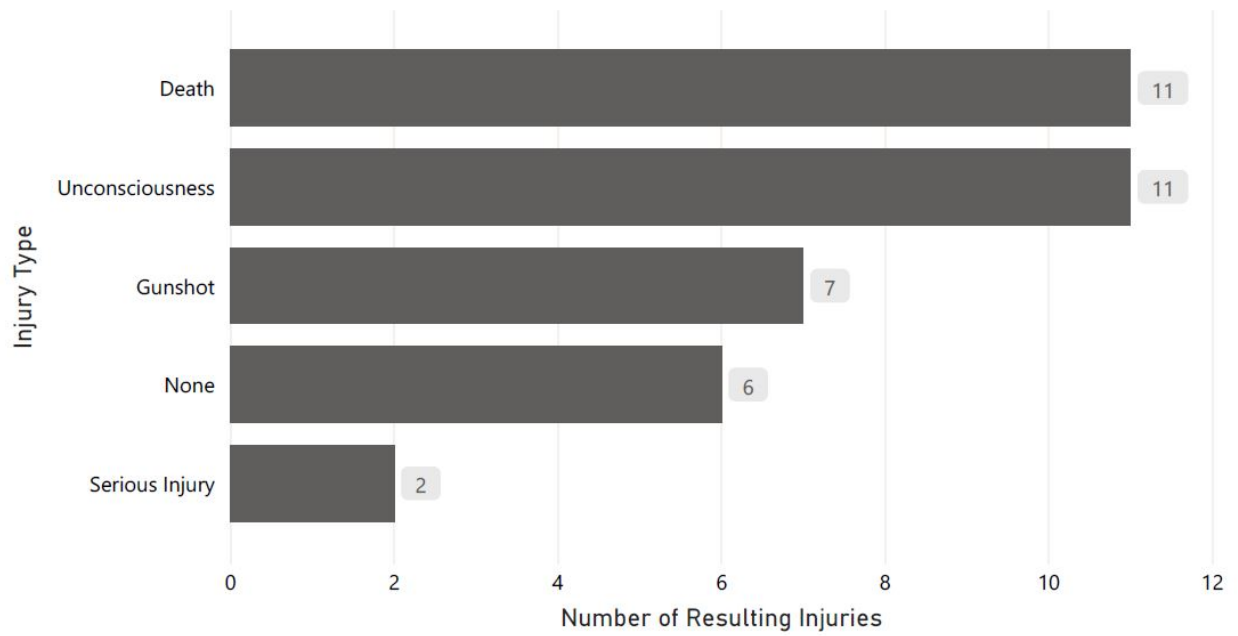


Figure 10.6: Use of Force Subject Injury

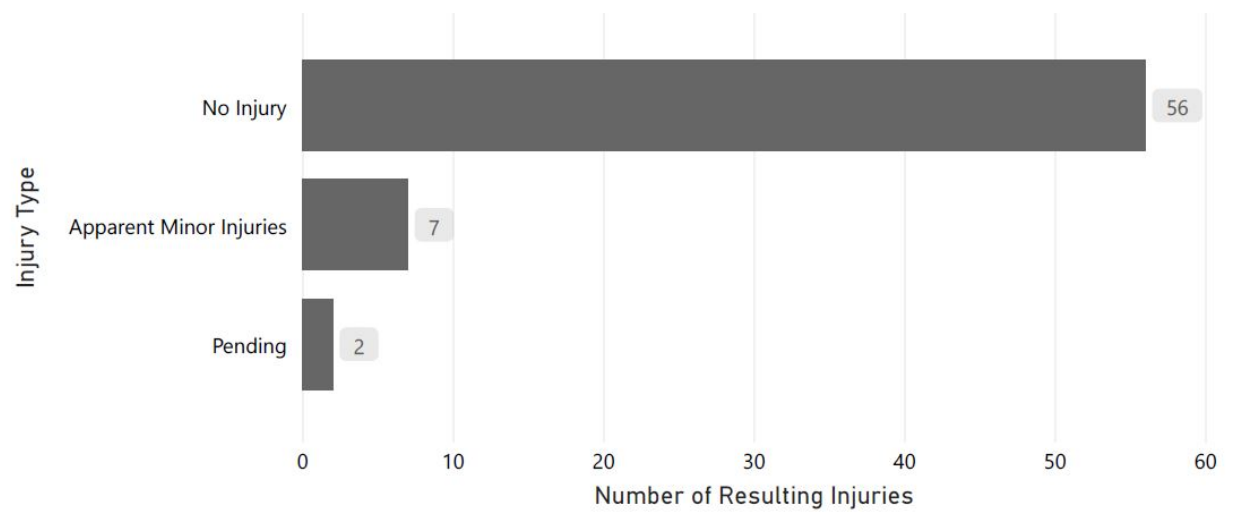


Figure 10.7: Use of Force Officer Injury

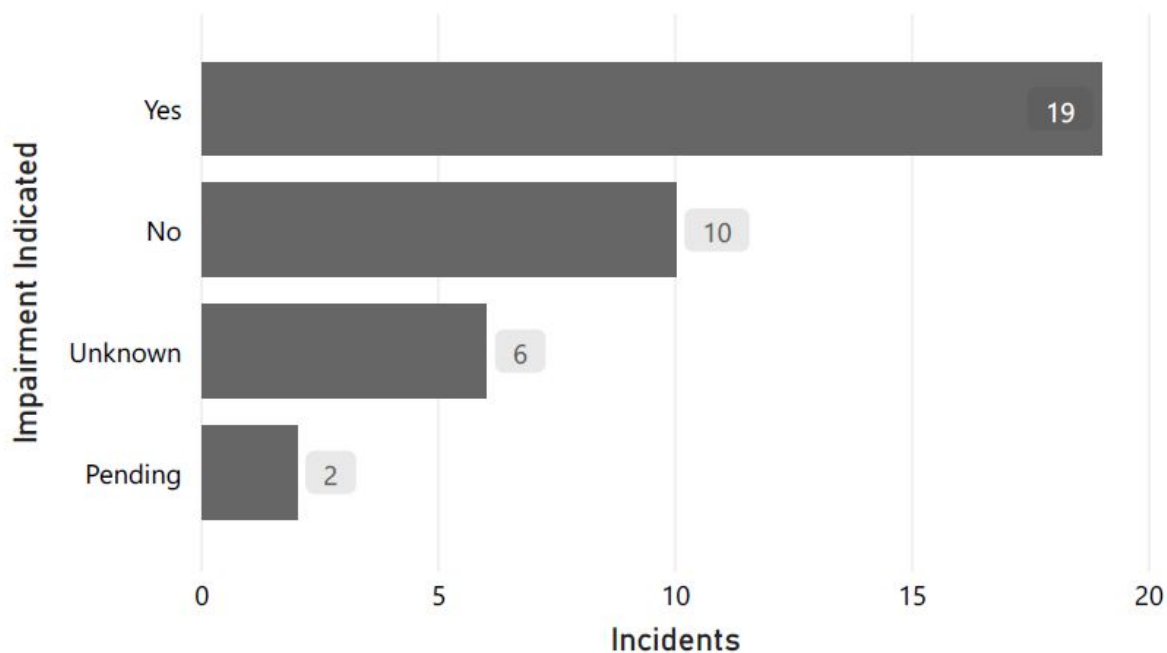


Figure 10.8: Use of Force Subject Impairment Indicated

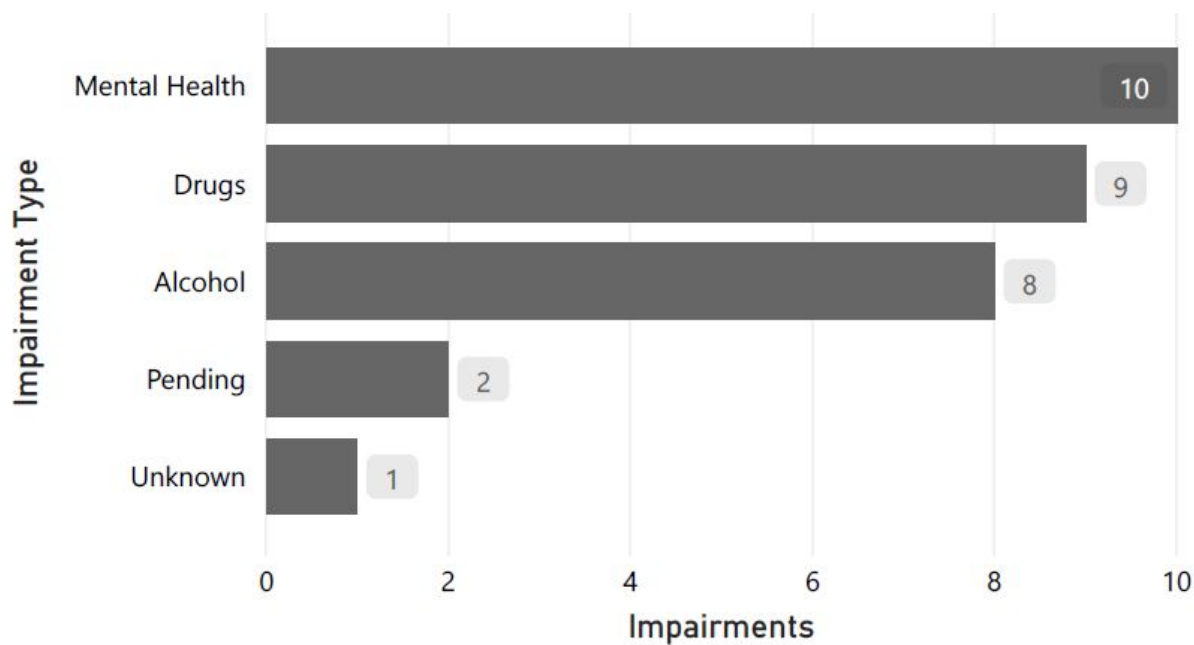


Figure 10.9: Use of Force Subject Impairment Type

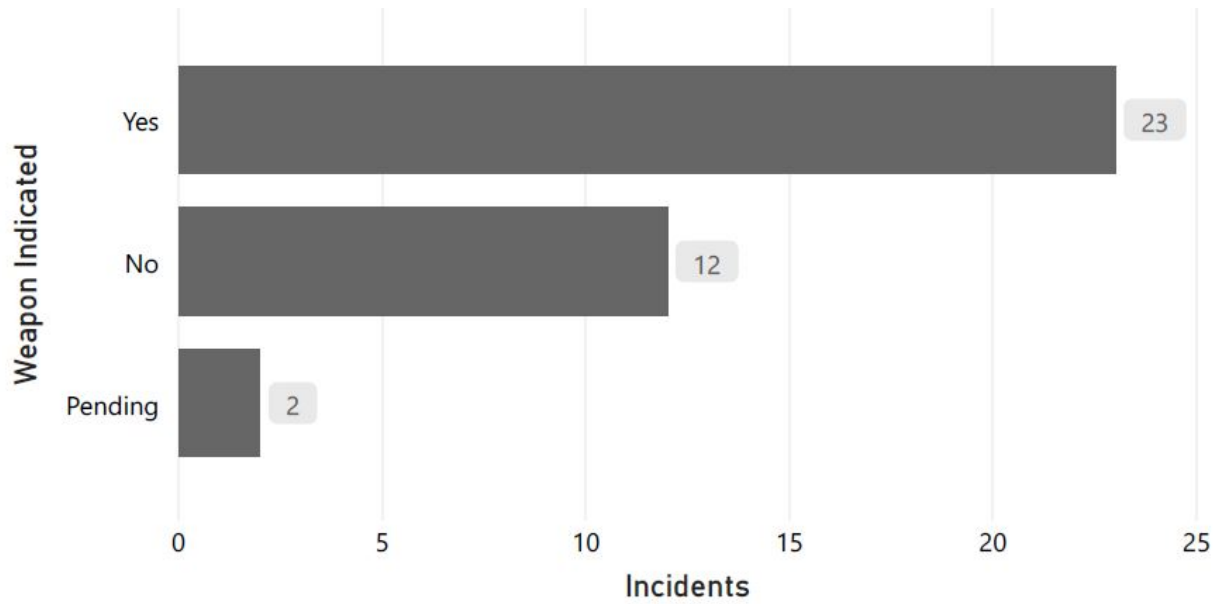


Figure 10.10: Use of Force Subject Armed

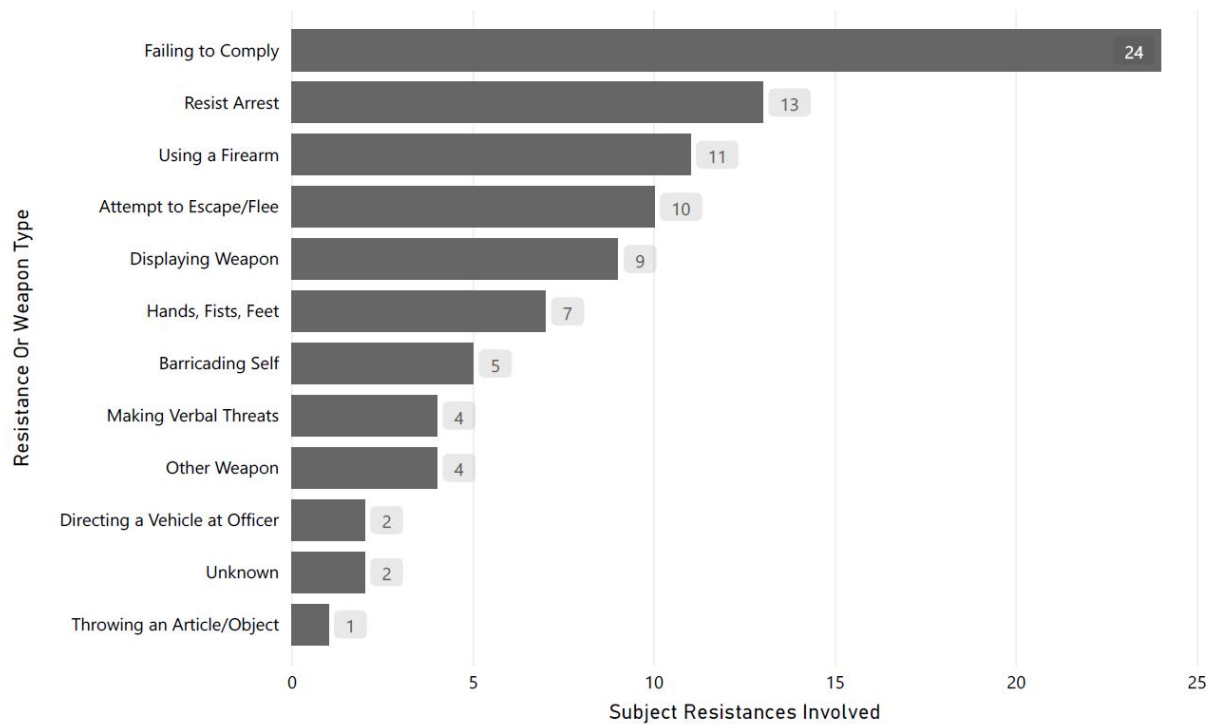


Figure 10.11: Use of Force Resistance

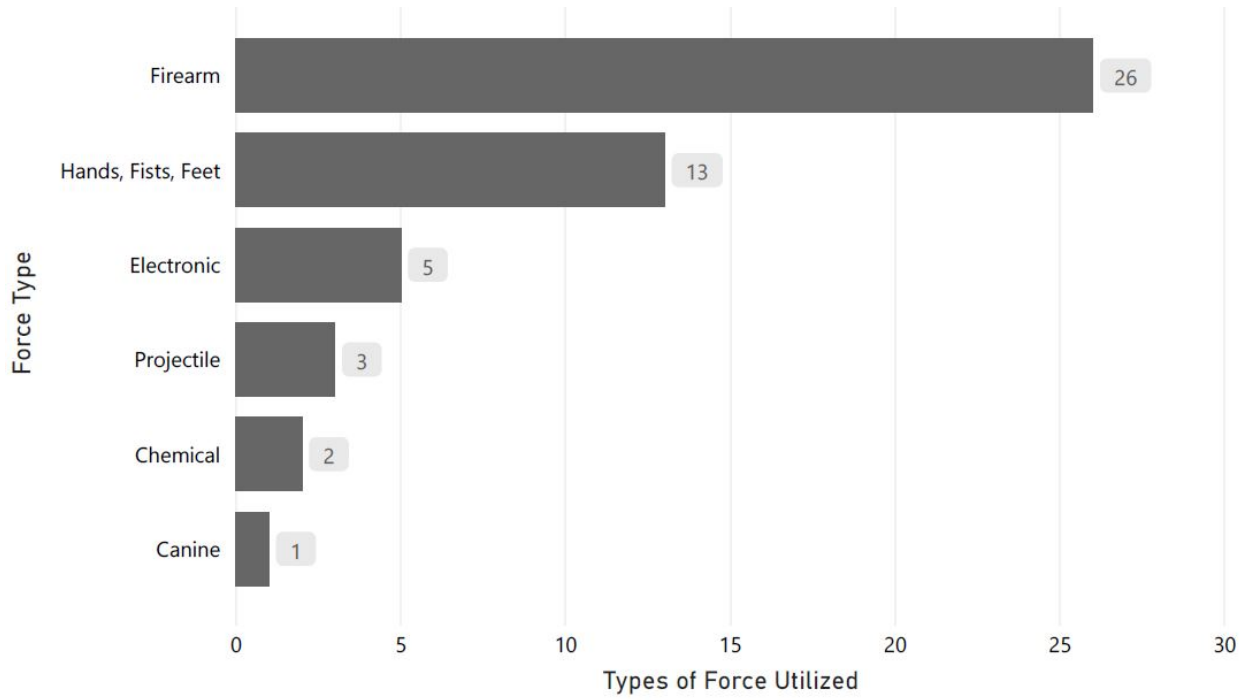


Figure 10.12: Use of Force Utilized

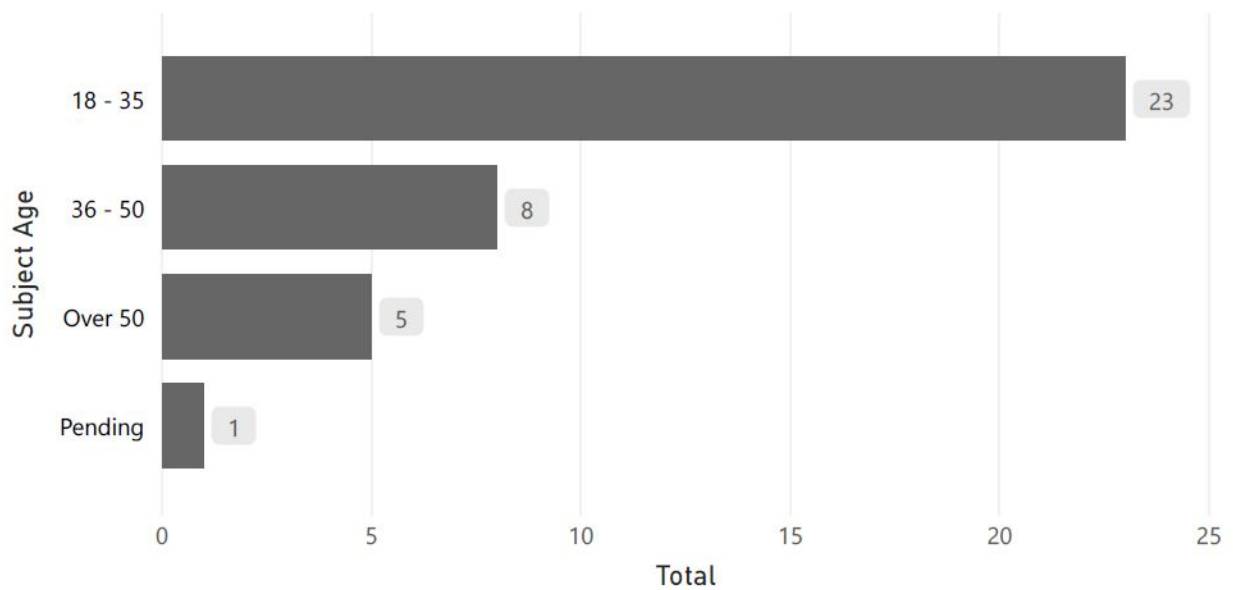


Figure 10.13: Subject Age

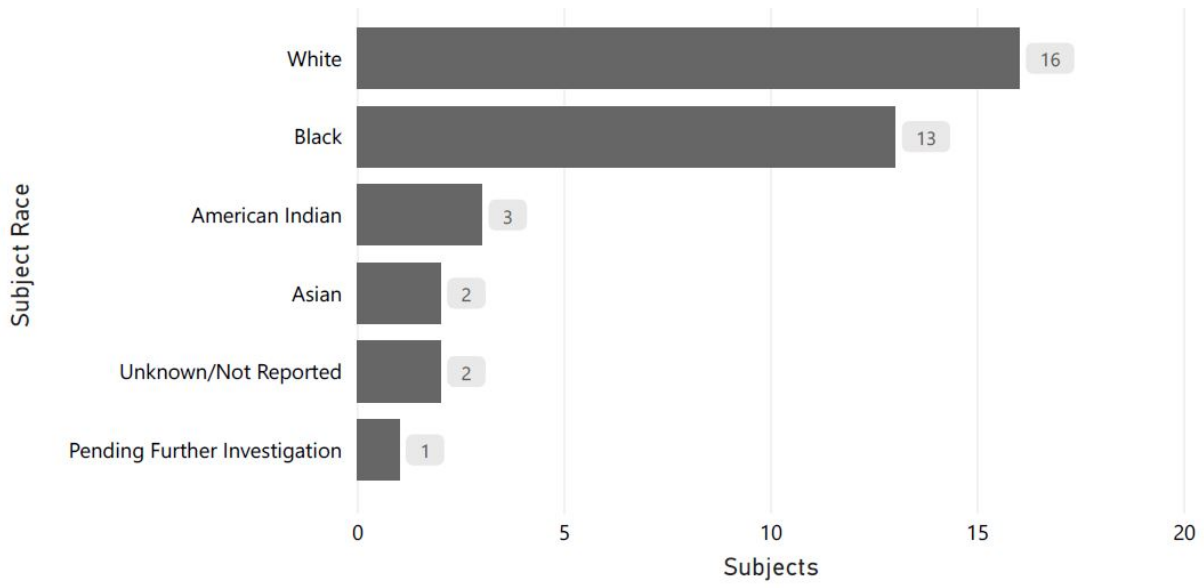


Figure 10.14: Subject Race

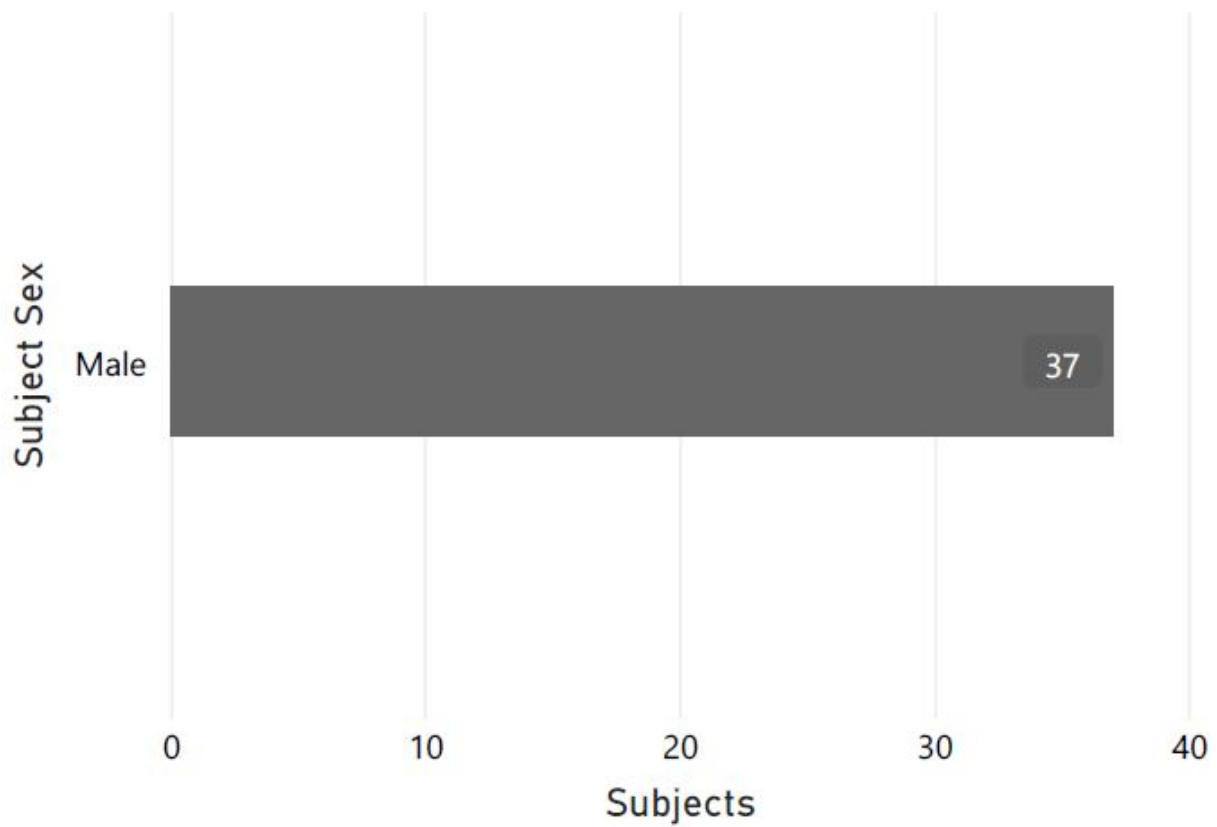


Figure 10.15: Subject Sex

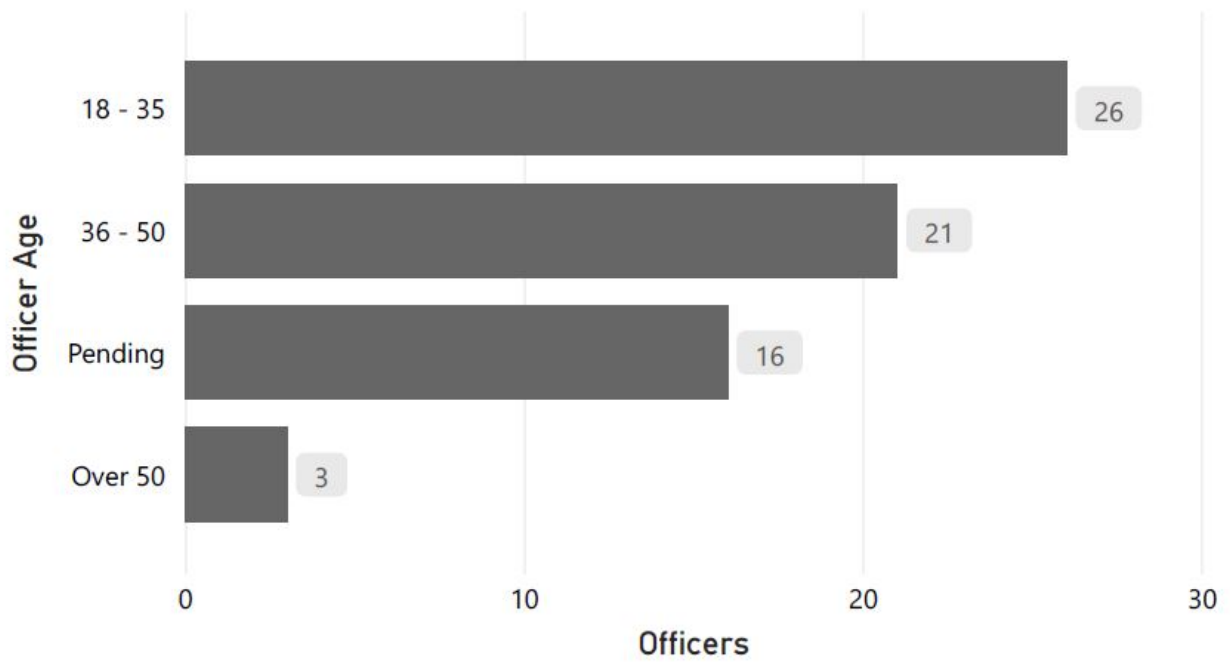


Figure 10.16: Officer Age

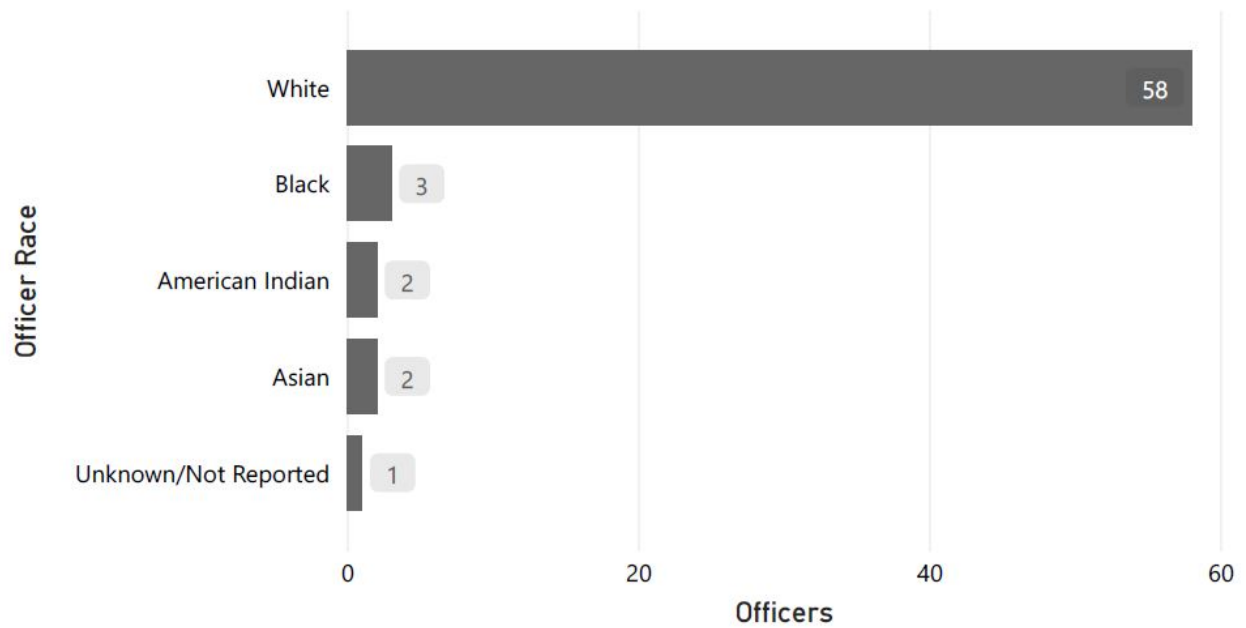


Figure 10.17: Officer Race

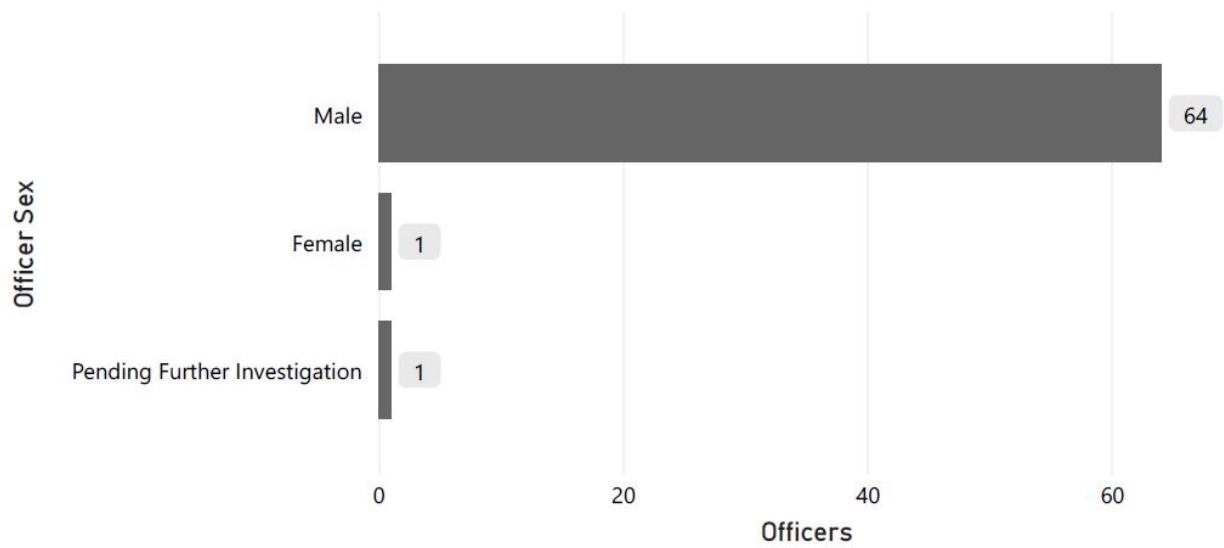


Figure 10.18: Officer Sex

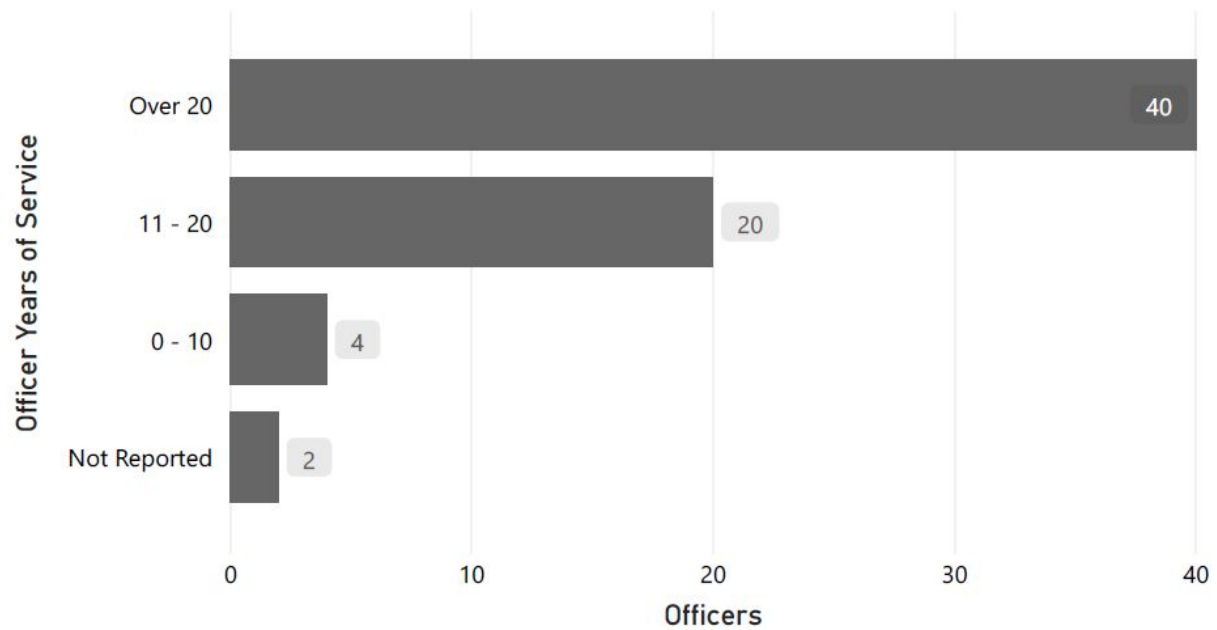


Figure 10.19: Officer Years of Service

Chapter 11

POLICE PURSUITS

In 1988, the Legislature passed a law that required all pursuits by peace officers to be reported to the Department of Public Safety.

626.5532 PURSUIT OF FLEEING SUSPECTS BY PEACE OFFICERS.

Subdivision 1. Reports.

If a peace officer pursues a fleeing suspect, the officer's department head must file a notice of the incident with the commissioner of public safety within 30 days following the pursuit. A pursuit must be reported under this section if it is a pursuit by a peace officer of a motor vehicle being operated in violation of section 609.487. The notice must contain information concerning the reason for and circumstances surrounding the pursuit, including the alleged offense, the length of the pursuit in distance and time, the outcome of the pursuit, any charges filed against the suspect as a result of the pursuit, injuries and property damage resulting from the pursuit, and other information deemed relevant by the commissioner.

11.1 SUMMARY

There were 2,252 reported pursuit incidents in 2019. Of these, 857 resulted in some property damage, while 1,395 had no property damage reported.

For pursuits in which property damage was reported:

- 763 resulted in damage to the violator's vehicle
- 306 resulted in damage to squad cars
- 311 resulted in damage to property or other vehicles.

In 1,526 pursuits the violator driver was charged, in 468 the charge was unknown, and in 452 the driver was not charged.

Data on pursuits is available by [agency](#).

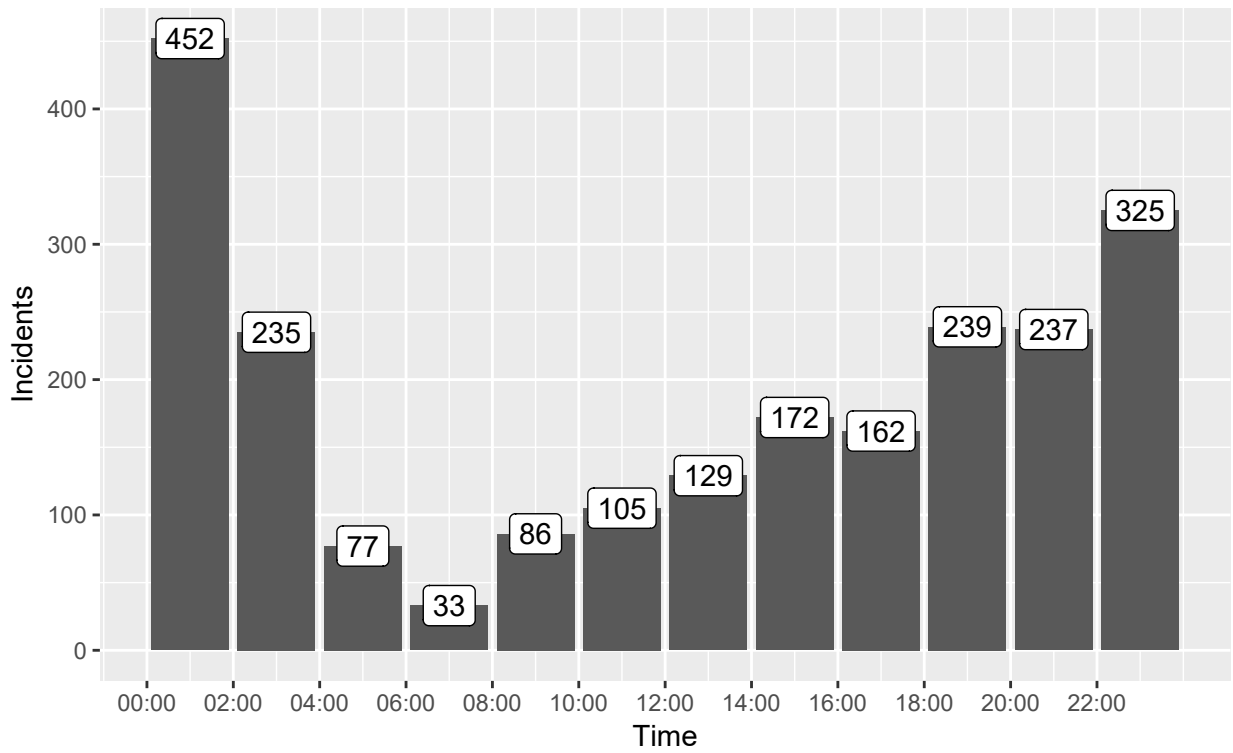


Figure 11.1: Pursuits By Time of Incident

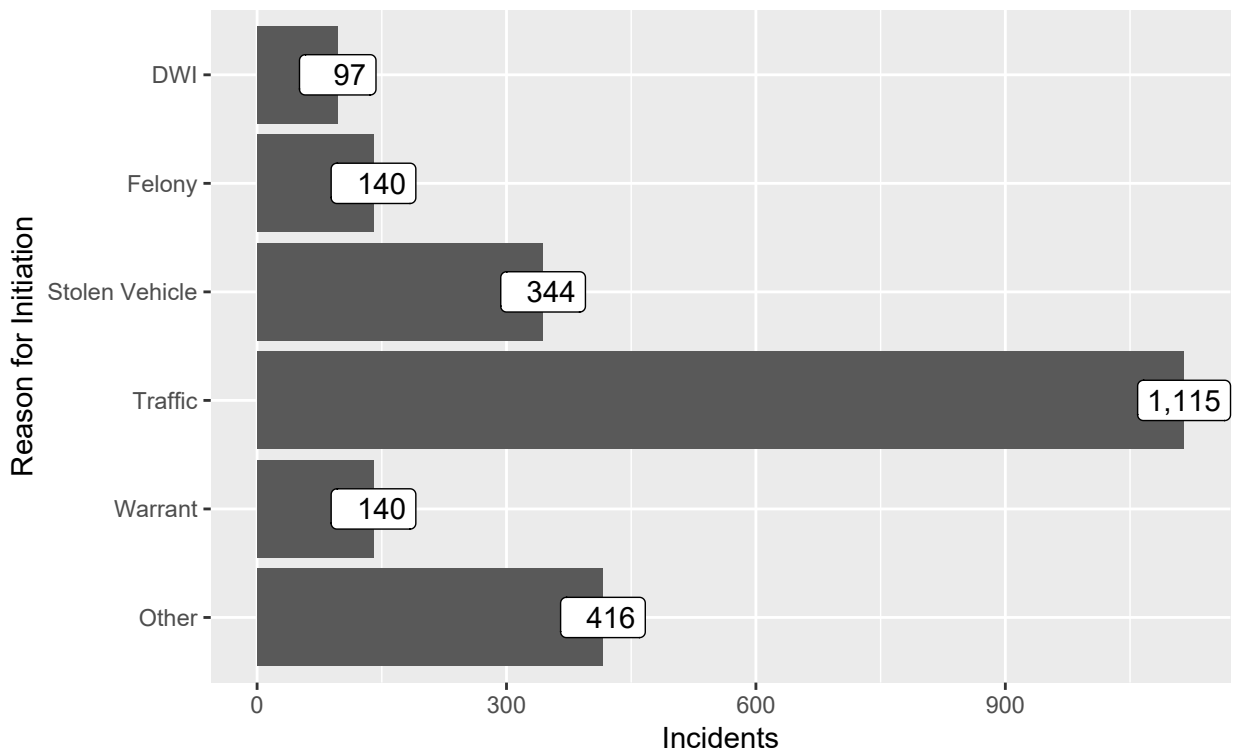


Figure 11.2: Reason for Pursuit Initiation

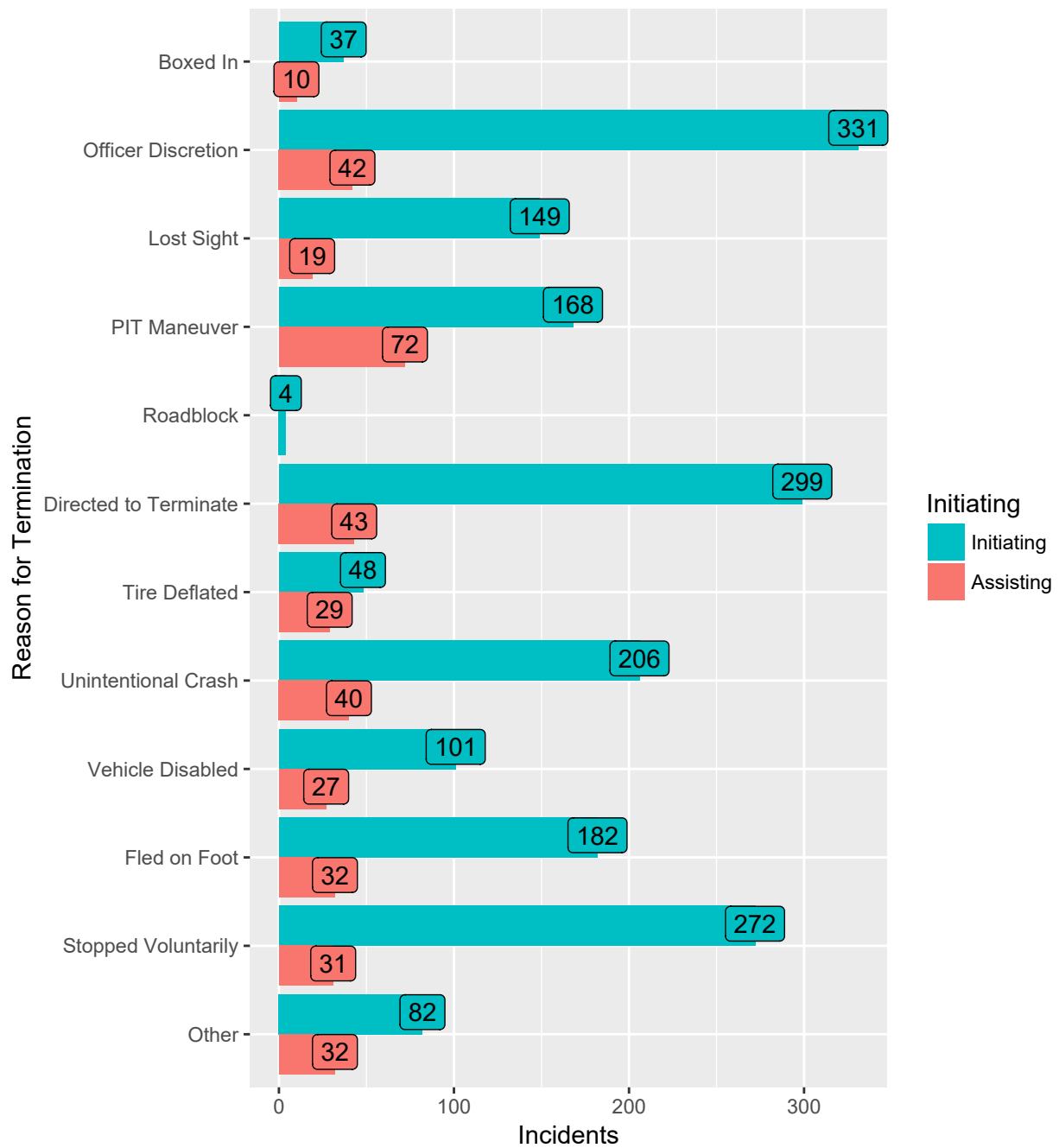


Figure 11.3: Reason for Pursuit Termination

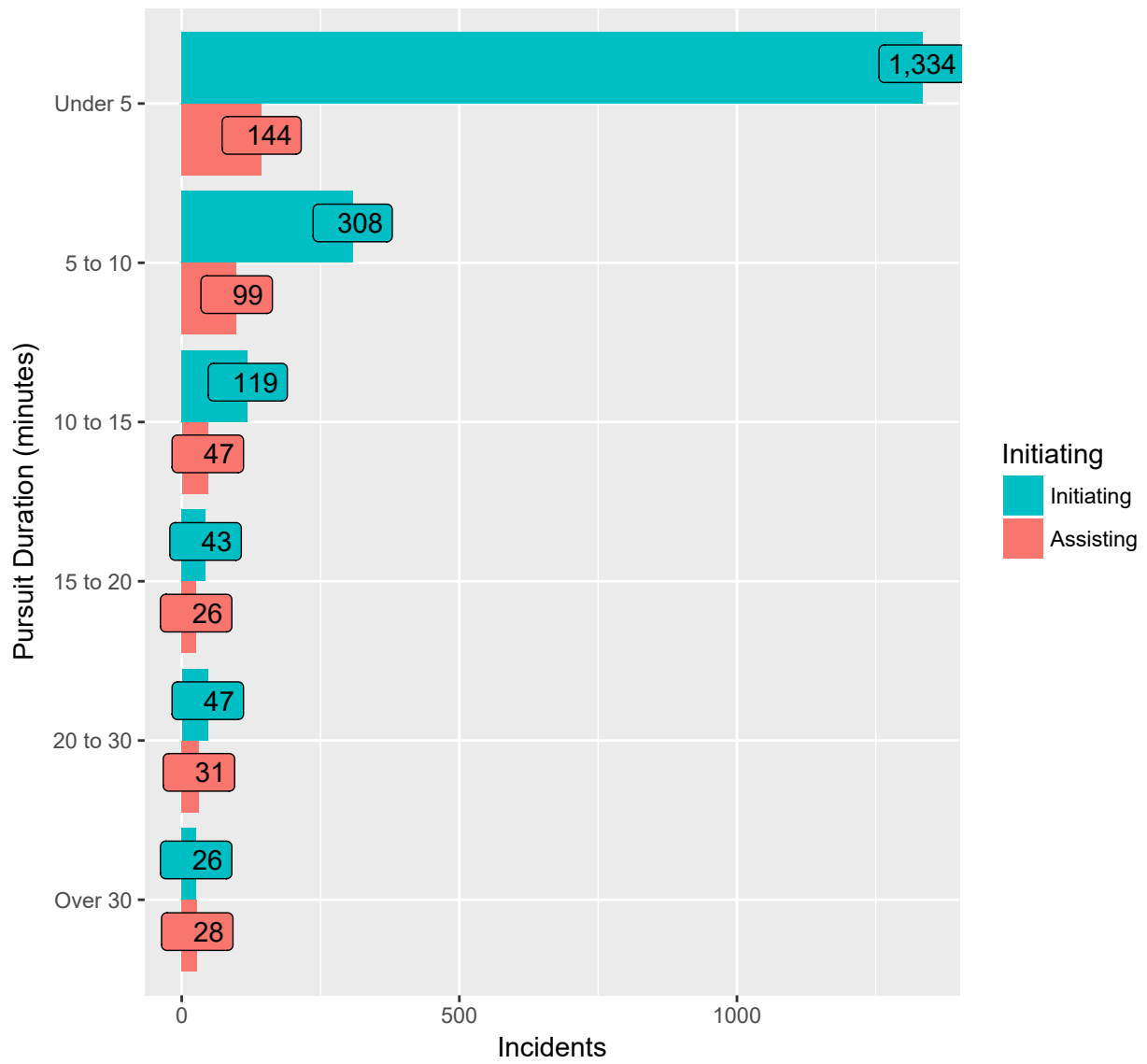


Figure 11.4: Pursuit Duration

CHAPTER 11. POLICE PURSUITS

Table 11.1: Injury Type for Persons Involved in or Affected by Pursuit

Type of Person Involved	None	Possible	Minor	Serious	Fatal	Unknown
Driver	1,446	72	64	9	2	297
Passenger	599	34	19	5	1	71
Unrelated	31	15	5	1	0	1
4 - Unrelated Pedestrian	7	0	0	0	0	0
Total	2,083	121	88	15	3	369

Table 11.2: Injury Type for Officers Involved in Pursuit

None	Possible	Minor	Serious	Fatal	Unknown
4,024	16	14	4	1	17

Chapter 12

BIAS MOTIVATED CRIMES

In 1988, the Legislature passed a law requiring peace officers to report any incidents which were motivated by bias. 1989 was the first full year this information was collected.

626.5531 REPORTING OF CRIMES MOTIVATED BY BIAS

Subdivision 1. Reports required. A peace officer must report to the head of the officer's department every violation of chapter 609 or a local criminal ordinance if the officer has reason to believe, or if the victim alleges, that the offender was motivated to commit the act by the victim's race, religion, national origin, sex, age, disability, or characteristics identified as sexual orientation. The superintendent of the Bureau of Criminal Apprehension shall adopt a reporting form to be used by law enforcement agencies in making the reports required under this section. The reports must include for each incident all of the following:

1. the date of the offense;
2. the location of the offense;
3. whether the target of the incident is a person, private property, or public property;
4. the crime committed;
5. the type of bias and information about the offender and victim that is relevant to that bias;
6. any organized group involved in the incident;
7. the disposition of the case;
8. whether the determination that the offense was motivated by bias was based on the officer's reasonable belief or on the victim's allegation; and
9. any additional information the superintendent deems necessary for the acquisition of accurate and relevant data.

Subd. 2. Use of information collected. The head of a local law enforcement agency or state law enforcement department that employs peace officers licensed under section 626.843 must file a monthly report describing crimes reported under this section with the Department of Public Safety, Bureau of Criminal Apprehension. The commissioner of public safety must summarize and analyze the information received and file an annual report with the Department of Human Rights and the legislature. The commissioner may include information in the annual report concerning any additional criminal activity motivated by bias that is not covered by this section.

12.1 SUMMARY

There were 146 bias incidents reported in 2019, with 161 victims and 128 offenders.

Data on bias incidents for 2019 are available by [Agency](#).

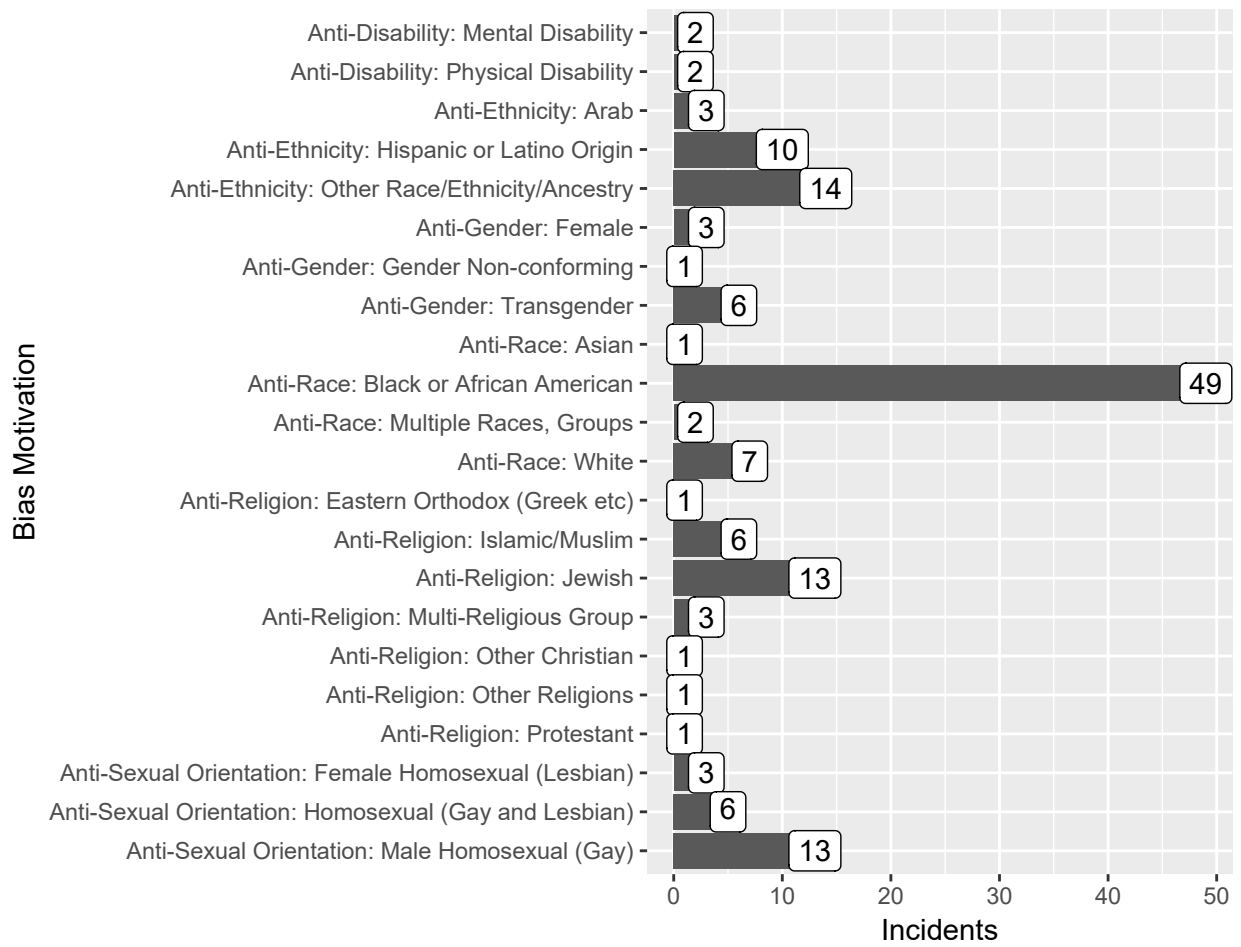


Figure 12.1: Bias Incidents by Bias Motivation Type

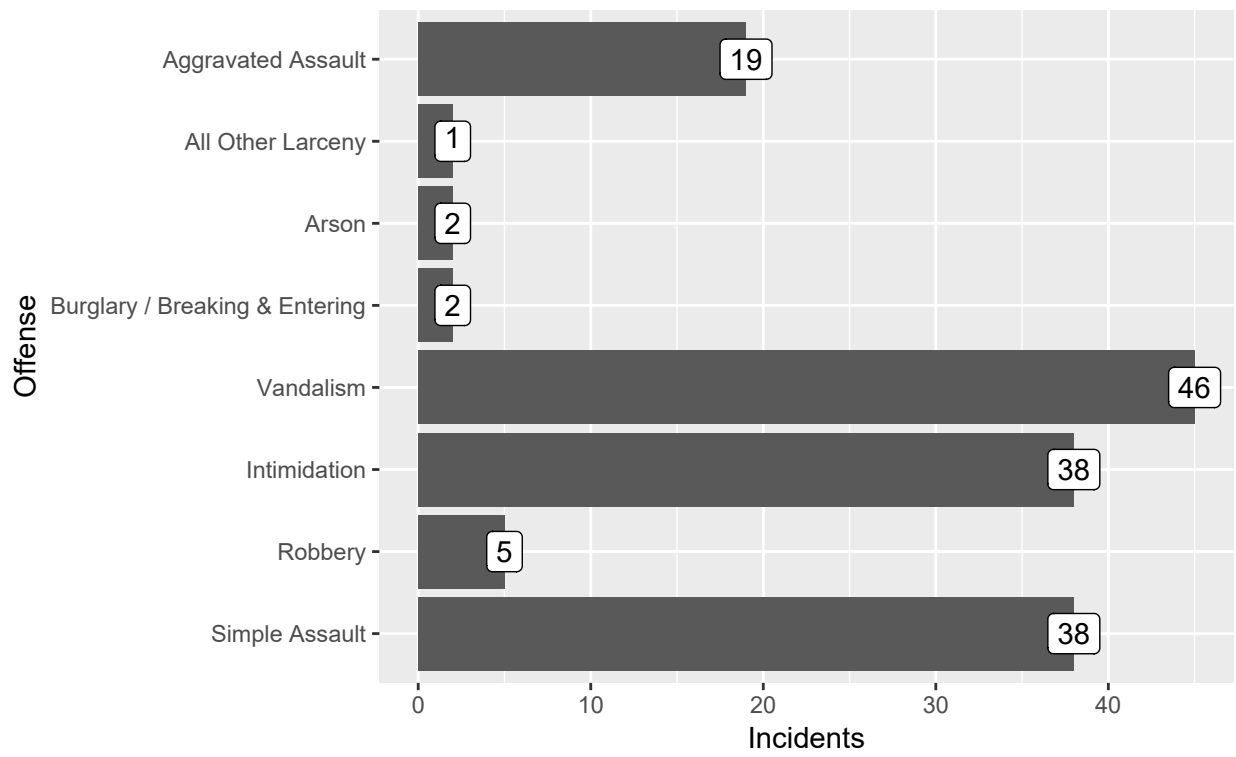


Figure 12.2: Bias Incidents by Offense Committed

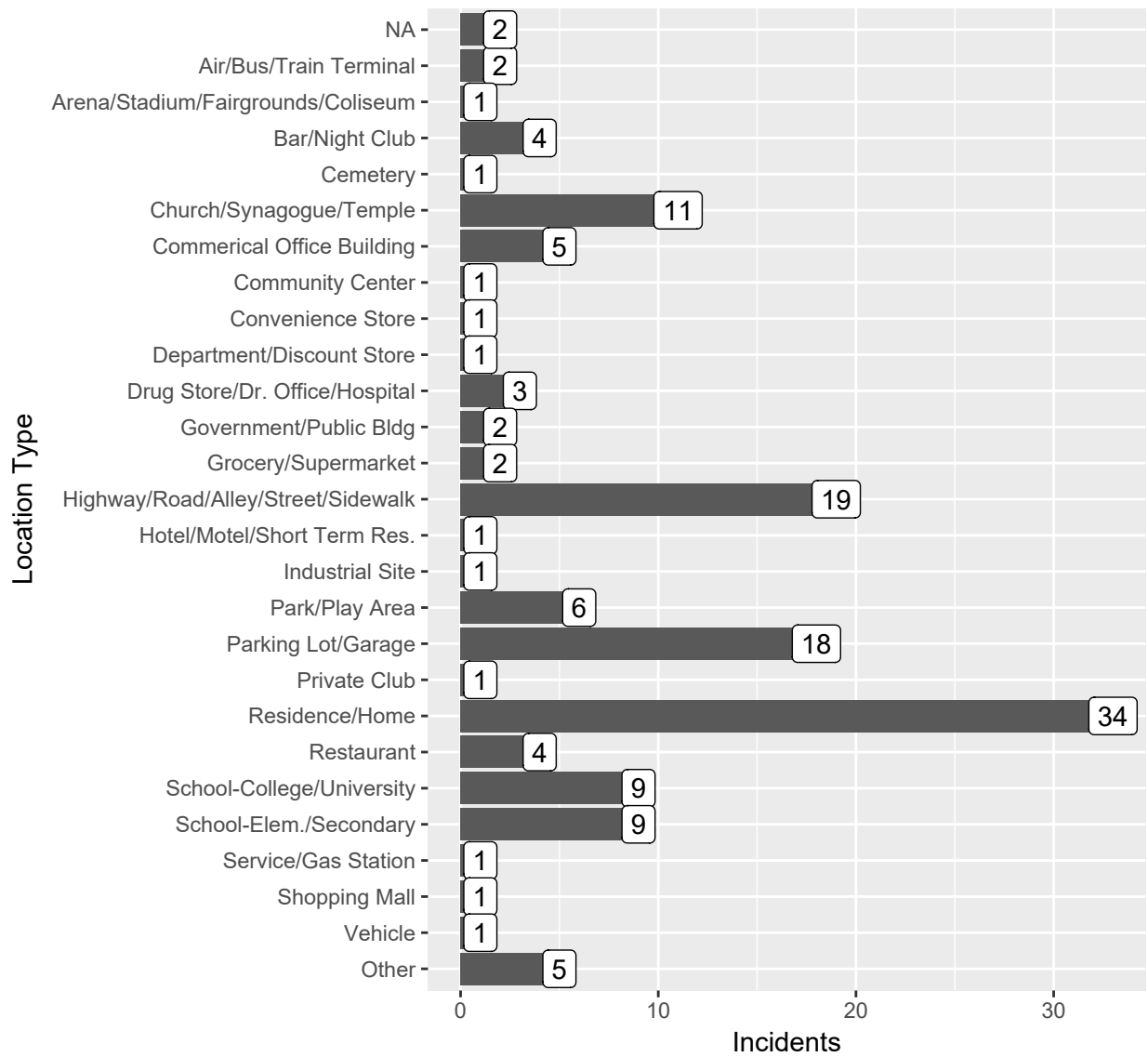


Figure 12.3: Bias Incidents by Bias Location Type

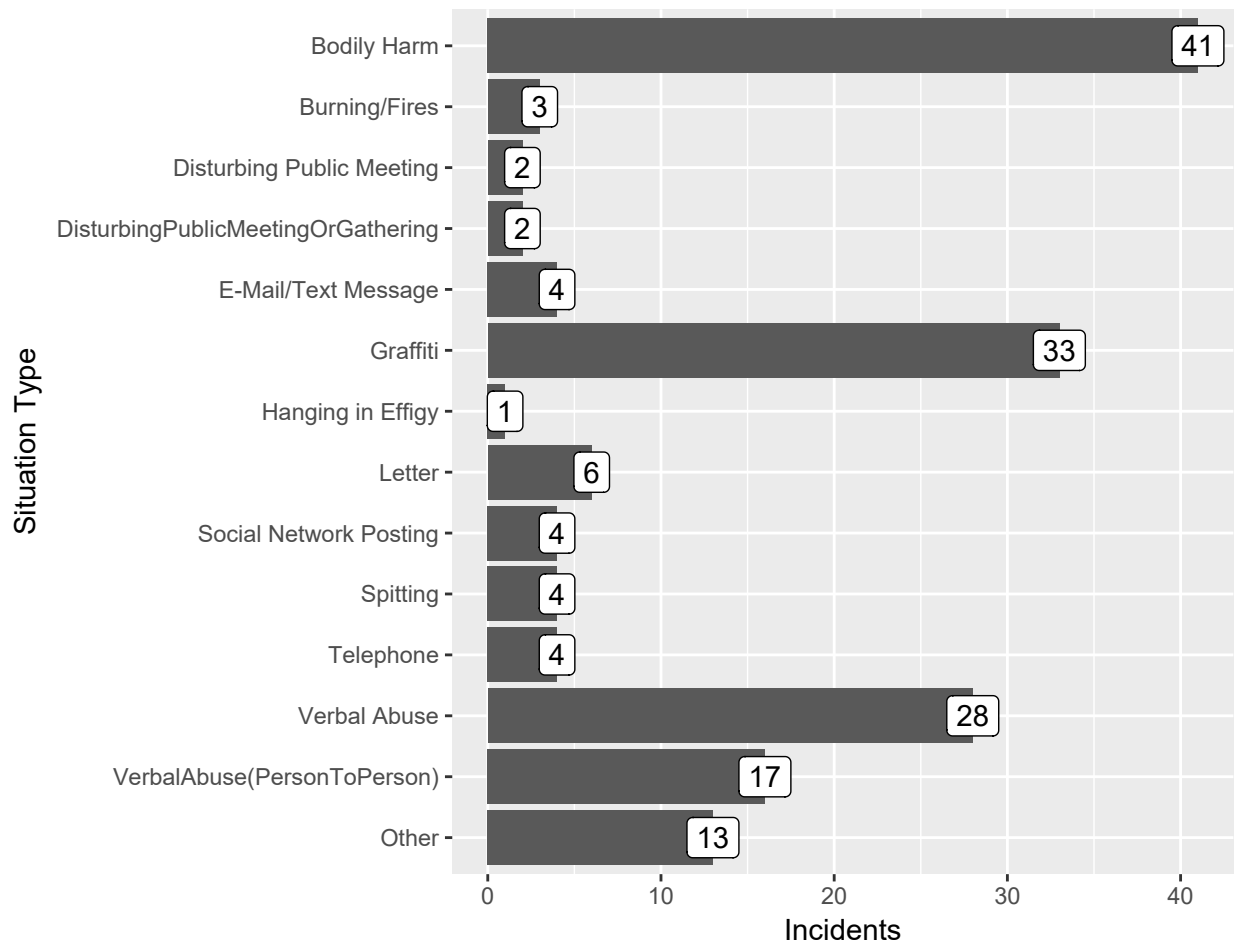


Figure 12.4: Bias Incidents by Bias Situation Type

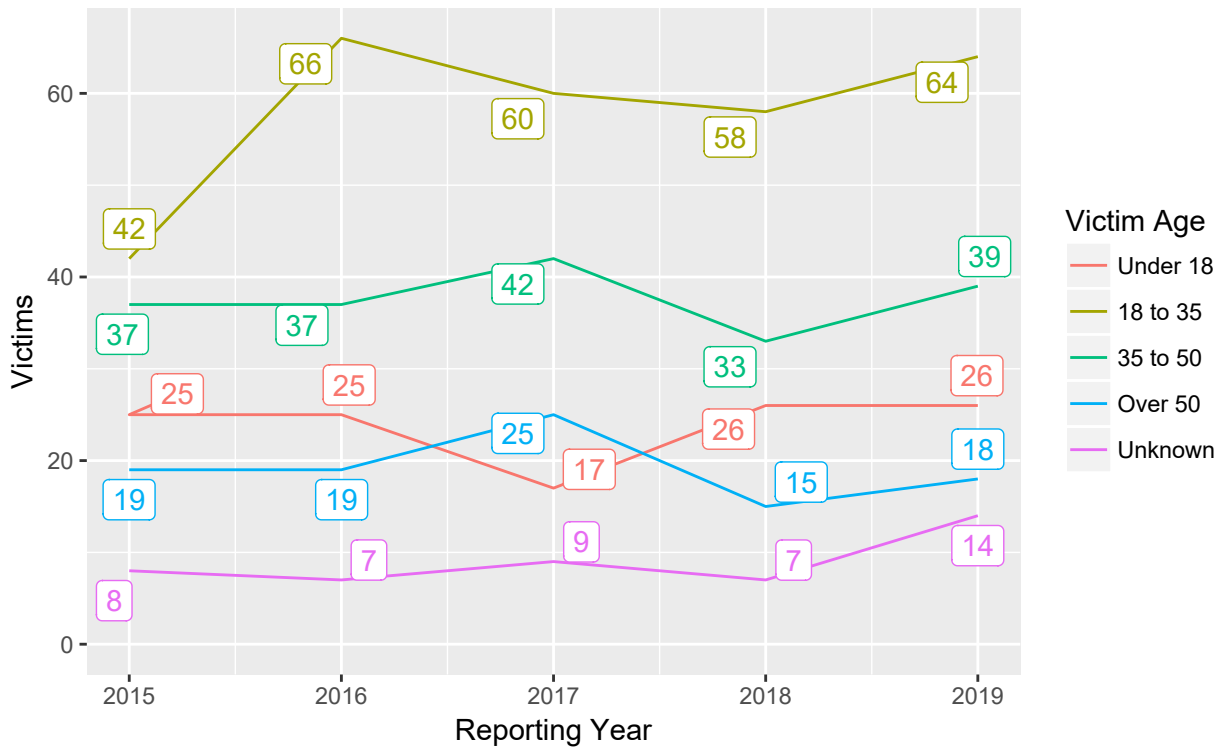


Figure 12.5: Bias Victims by Age

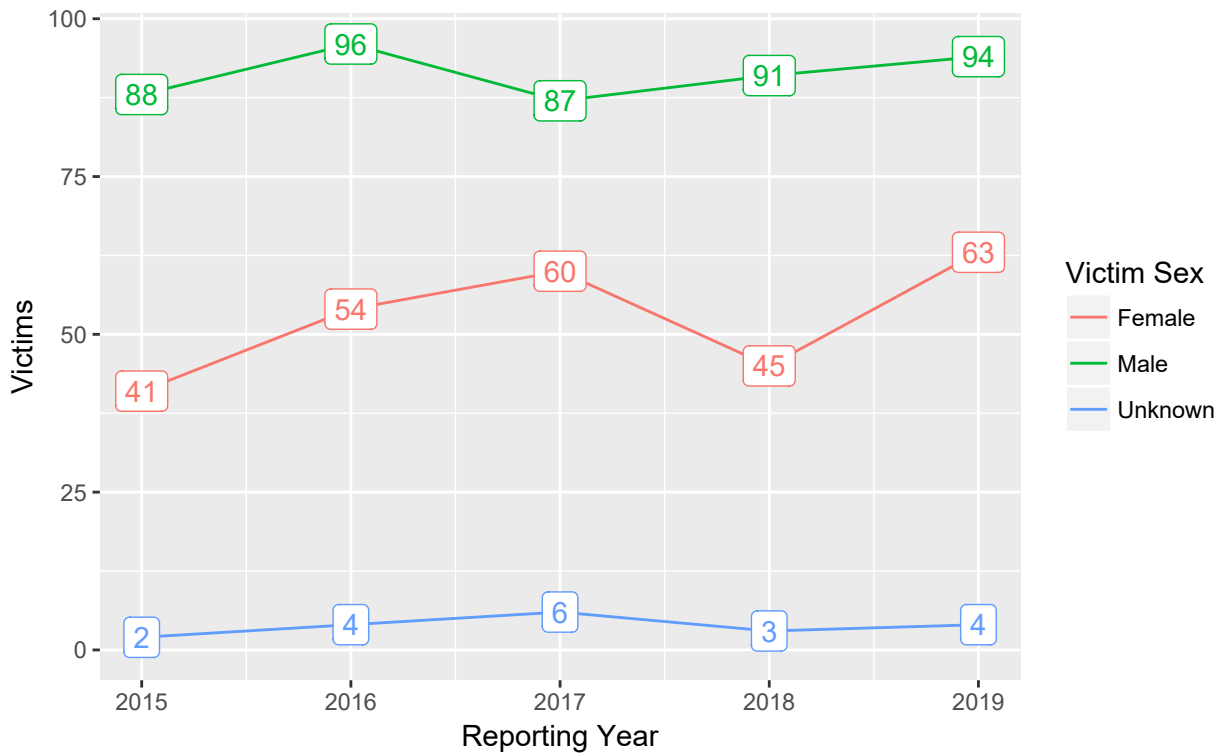


Figure 12.6: Bias Victims by Sex

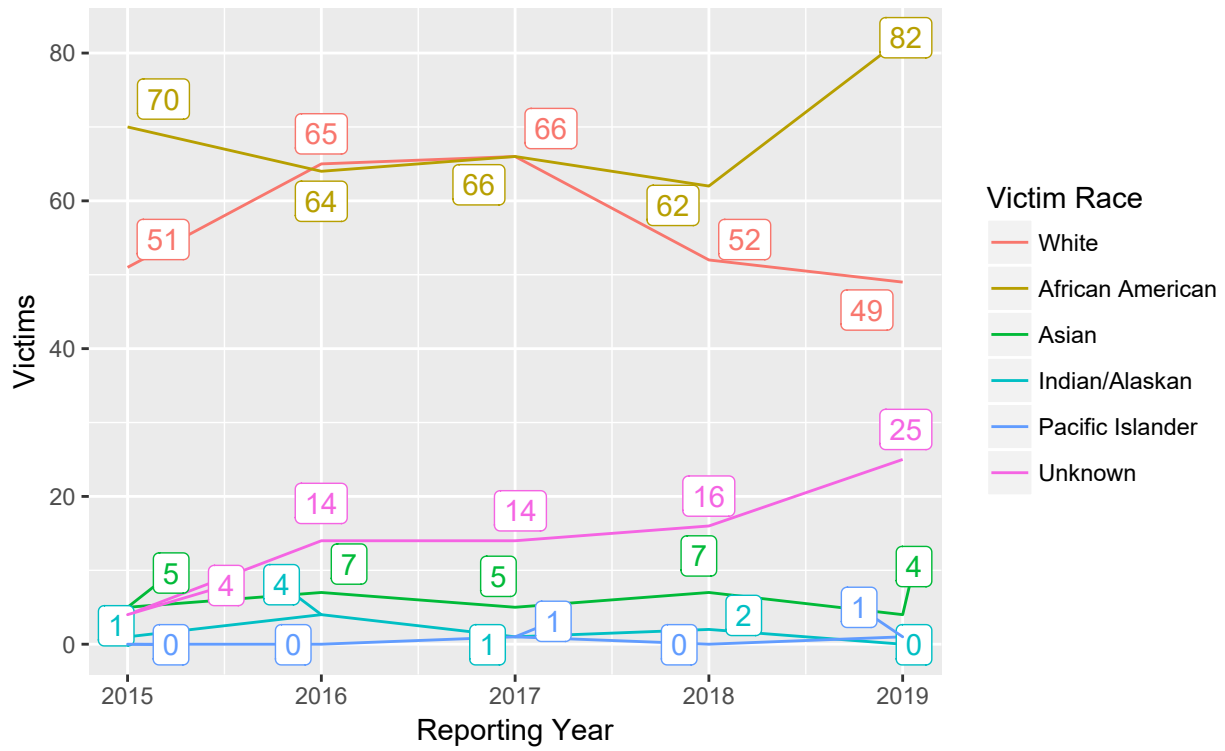


Figure 12.7: Bias Victims by Race

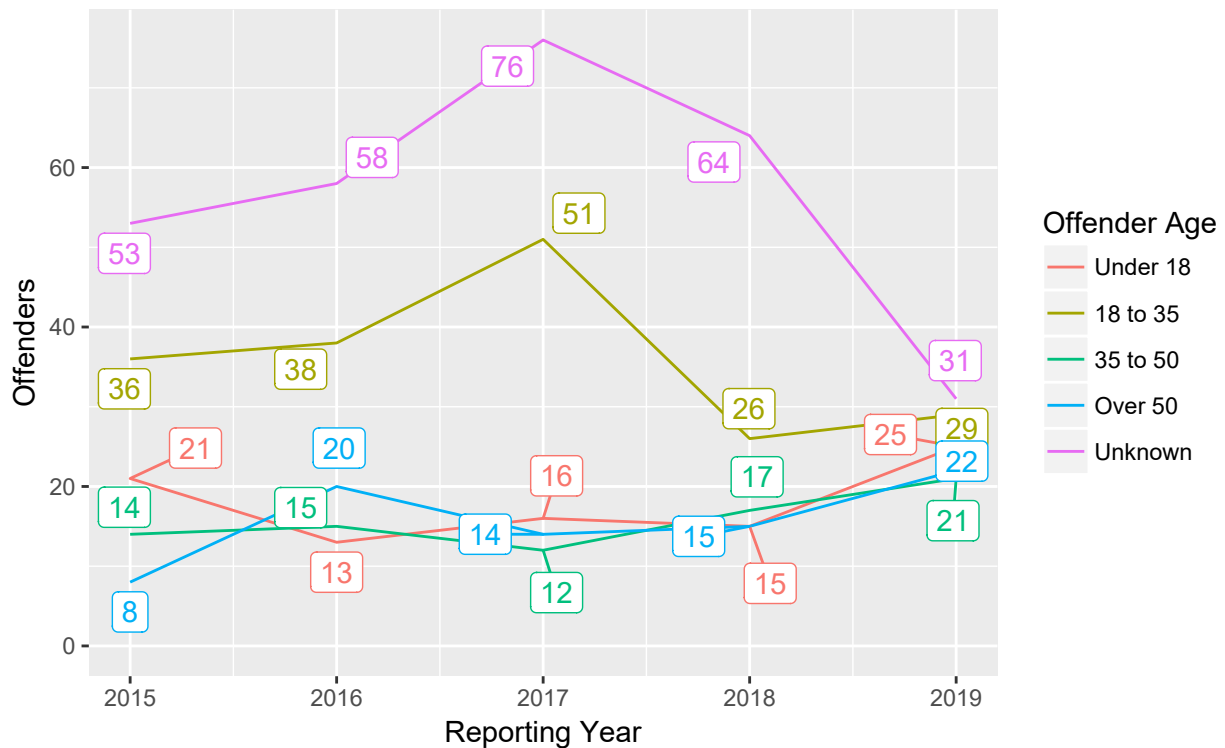


Figure 12.8: Bias Offenders by Age

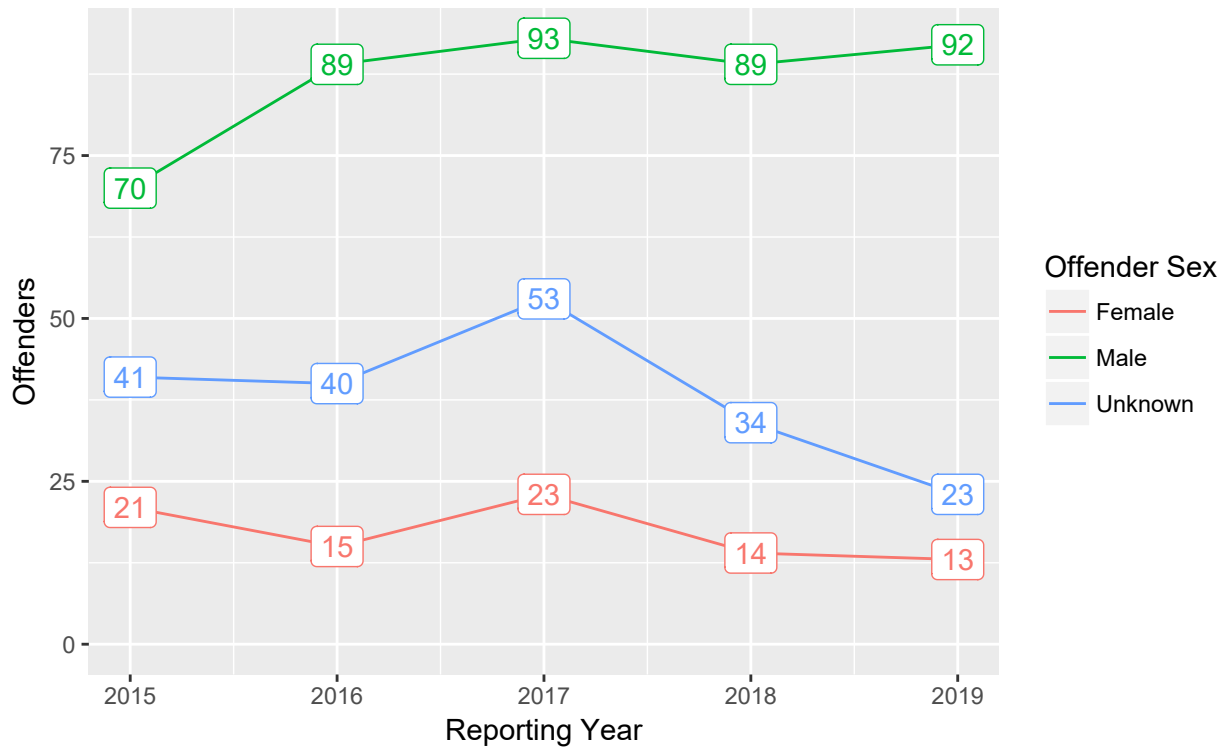


Figure 12.9: Bias Offenders by Sex

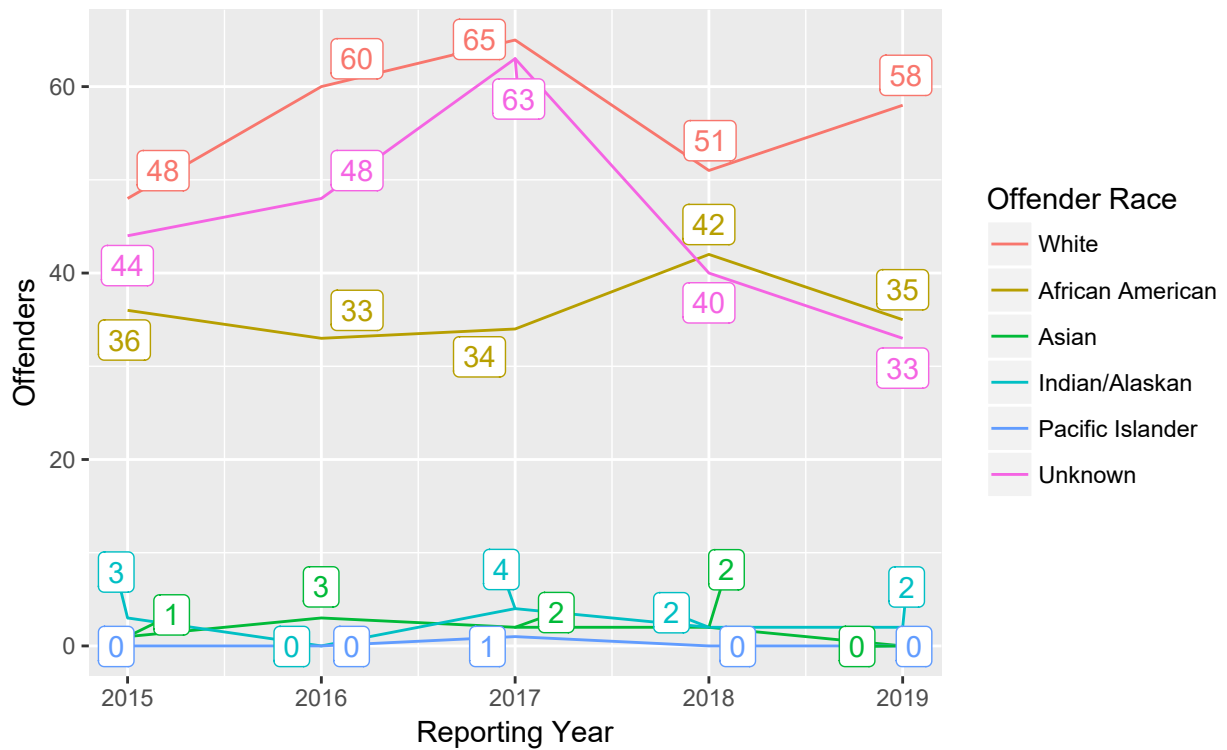


Figure 12.10: Bias Offenders by Race

Chapter 13

CARGO THEFT

Information obtained from the FBI Summary Reporting Manual

Due to the significant economic impact that cargo theft has on the United States economy and the potential for use by terrorist organizations, H.R. 3199, the “USA Patriot Improvement and Reauthorization Act of 2005,” was mandated by Congress on March 9, 2006. The Act requires the Attorney General to “take the steps necessary to ensure that reports of cargo theft collected by federal, state, and local officials are reflected as a separate category in the FBI Uniform Crime Reporting system.”

Cargo theft is the criminal taking of any cargo including, but not limited to, goods, chattels, money, or baggage that constitutes, in whole or in part, a commercial shipment of freight moving in commerce, from any pipeline system, railroad car, motor truck, or other vehicle, or from any tank or storage facility, station house, platform, or depot, or from any vessel or wharf, or from any aircraft, air terminal, airport, aircraft terminal or air navigation facility, or from any intermodal container, intermodal chassis, trailer, container freight station, warehouse, freight distribution facility, or freight consolidation facility. For purposes of this definition, cargo shall be deemed as moving in commerce at all points between the point of origin and the final destination, regardless of any temporary stop while awaiting transshipment or otherwise.

13.1 SUMMARY

Minnesota agencies reported 1 incident of Cargo Theft for 2019.

Chapter 14

MINNESOTA MISSING PERSONS REPORT

14.1 BACKGROUND

In 1984, the Minnesota Legislature enacted the “Minnesota Missing Persons’ Act”. This Act provides for the commissioner of Public Safety to maintain a missing children and endangered person program. This program requires the commissioner to: provide the necessary computer systems to allow for the maintaining of data on missing children and endangered persons in the Federal Bureau of Investigation’s National Crime Information Center; provide a system for broadcasting information on missing children and endangered persons regionally, statewide, multistate and nationwide; and to annually compile statistical information related to missing children and endangered persons. The statute is as follows:

Section 299C.52 MINNESOTA MISSING CHILDREN AND ENDANGERED PERSONS PROGRAM.

Subdivision 1. **Definitions.** As used in sections 299C.52 to 299C.565, the following terms have the meanings given them:

- a. “**Child**” means any person under the age of 18 years or any person certified or known to be mentally incompetent.
- b. “**DNA**” means deoxyribonucleic acid from a human biological specimen.
- c. “**Endangered**” means that a law enforcement official has received sufficient evidence that the missing person is at risk of physical injury or death. The following circumstances indicate that a missing person is at risk of physical injury or death:
 1. the person is missing as a result of a confirmed abduction or under circumstances that indicate that the person’s disappearance was not voluntary;
 2. the person is missing under known dangerous circumstances
 3. the person is missing more than 30 days
 4. the person is under the age of 21 and at least one other factor in this paragraph is applicable
 5. there is evidence the person is in need of medical attention or prescription medication such that it will have a serious adverse effect on the person’s health if the person does not receive the needed care or medication
 6. the person does not have a pattern of running away or disappearing
 7. the person is mentally impaired
 8. there is evidence that the person may have been abducted by a noncustodial parent
 9. the person has been the subject of past threats or acts of violence
 10. there is evidence the person is lost in the wilderness, backcountry, or outdoors where survival is precarious and immediate and effective investigation and search and rescue efforts are critical; or

11. any other factor that the law enforcement agency deems to indicate that the person may be at risk of physical injury or death, including a determination by another law enforcement agency that the person is missing and endangered.
- d. **“Missing”** means the status of a person after a law enforcement agency that has received a report of a missing person has conducted a preliminary investigation and determined that the person cannot be located.
- e. **“NCIC”** means National Crime Information Center.

Subdivision 2. **Establishment.** The commissioner of public safety shall maintain a Minnesota missing children and endangered persons program within the department to enable documented information about missing Minnesota children and endangered persons to be entered into the NCIC computer.

Subdivision 3. **Computer equipment and programs.** a. The commissioner shall provide the necessary computer hardware and computer programs to enter, modify, and cancel information on missing children and endangered persons in the NCIC computer. These programs must provide for search and retrieval of information using the following identifiers: physical description, name and date of birth, name and Social Security number, name and driver’s license number, vehicle license number, and vehicle identification number. The commissioner shall also provide a system for regional, statewide, multi-state, and nationwide broadcasts of information on missing children and endangered persons. These broadcasts shall be made by local law enforcement agencies where possible or, in the case of statewide or nationwide broadcasts, by the Bureau of Criminal Apprehension upon request of the local law enforcement agency.

Subdivision 4. **Authority to enter or retrieve information.** Only law enforcement agencies may enter missing children and endangered persons information into the NCIC computer or retrieve information from the NCIC computer.

Subdivision 5. **Statistical data.** The commissioner shall annually compile and make available statistical information on the number of missing children and endangered persons entered into the NCIC computer and, if available, information on the number located.

Subdivision 6. **Rules.** The commissioner may adopt rules in conformance with sections 299C.52 to 299C.565 to provide for the orderly collection and entry of missing children and endangered persons information and requests for retrieval of missing children and endangered persons information.

Subdivision 7. **Cooperation with other agencies.** The commissioner shall cooperate with other states and the NCIC in the exchange of information on missing persons.

Section 299C.53 MISSING PERSONS REPORT; DUTIES OF COMMISSIONER AND LAW ENFORCEMENT AGENCIES.

Subdivision 1. **Investigation and entry of information.**

- a. A law enforcement agency shall accept without delay any report of a missing person. The law enforcement agency shall not refuse to accept a missing person report on the basis that:
 1. the missing person is an adult;
 2. the circumstances do not indicate foul play;
 3. the person has been missing for a short amount of time;
 4. the person has been missing for a long amount of time;
 5. there is no indication that the missing person was in the jurisdiction served by the law enforcement agency at the time of the disappearance;
 6. the circumstances suggest that the disappearance may be voluntary;
 7. the reporting person does not have personal knowledge of the facts;
 8. the reporting person cannot provide all of the information requested by the law enforcement agency;
 9. the reporting person lacks a familial or other relationship with the missing person; or
 10. for any other reason, except in cases where the law enforcement agency has direct knowledge that the person is, in fact, not missing and the whereabouts and welfare of the person are known at the time the report is being made.

A law enforcement agency shall accept missing person reports in person. An agency may also accept reports by telephone or other electronic means to the extent the reporting is consistent with the agency's policies or practices.

- b. Upon receiving a report of a person believed to be missing, a law enforcement agency shall conduct a preliminary investigation to determine whether the person is missing, and if missing, whether the person is endangered. If the person is initially determined to be missing and endangered, the agency shall immediately consult the Bureau of Criminal Apprehension during the preliminary investigation, in recognition of the fact that the first two hours are critical. If the person is determined to be missing and endangered, the agency shall immediately enter identifying and descriptive information about the person into the NCIC computer. Law enforcement agencies having direct access to the NCIC computer shall enter and retrieve the data directly and shall cooperate in the entry and retrieval of data on behalf of law enforcement agencies which do not have direct access to the systems.

Subdivision 2. Location of missing person. As soon as is practically possible after a missing person is located, the law enforcement agency which located or returned the missing person shall notify the law enforcement agency having jurisdiction over the investigation, and that agency shall cancel the entry from the NCIC computer.

Subdivision 3. Missing and endangered persons. If the Bureau of Criminal Apprehension receives a report from a law enforcement agency indicating that a person is missing and endangered, the superintendent may assist the law enforcement agency in conducting the preliminary investigation, offer resources, and assist the agency in helping implement the investigation policy with particular attention to the need for immediate action. The law enforcement agency shall promptly notify all appropriate law enforcement agencies in the state and, if deemed appropriate, law enforcement agencies in adjacent states or jurisdictions of any information that may aid in the prompt location and safe return of a missing or endangered person.

Subdivision 4. Federal requirements. In addition to the provisions of sections 299C.51 to 299C.565, the law enforcement agency and the Bureau of Criminal Apprehension shall comply with requirements provided in federal law on reporting and investigating missing children cases. For purposes of this subdivision, the definition of "child," "children," or "minor" shall be determined in accordance with the applicable federal law.

14.2 GOALS AND OBJECTIVES

The primary goal of the "Minnesota Missing Children and Endangered Persons Program" is to assist in locating children and endangered persons reported missing in the shortest possible time thus ensuring their safe return by: requiring investigative action by law enforcement agencies; by requiring the entry of data on the missing child or endangered person; and by requiring an annual compilation of statistical information for evaluation of the missing children and endangered person problem in Minnesota.

The following table reflects the information directly from the Federal Bureau of Investigation's, National Crime Information Center's file for Minnesota.

As of December 31, 2019 there were 627 active missing person records in the FBI/NCIC system in Minnesota.

There were 10,521 missing person records entered and 10,445 cancelled in 2019, with an average of 589 records active.

Table 14.1: Missing Person Totals by Month

Month	Active	Entered	Cancelled
January	529	790	812
February	533	581	577
March	537	782	778
April	553	869	853
May	578	1,044	1,019
June	637	1,031	972
July	583	926	980
August	631	920	872
September	613	1,005	1,023
October	615	923	921
November	628	852	839
December	627	798	799
Total		10,521	10,445

Table 14.2: Totals for Juveniles and Adults by Record Type ¹

Record Type	17 and Under		18 and Over		Total	
	Entered	Cancelled	Entered	Cancelled	Entered	Cancelled
Juvenile	7615	7489	26	96	7641	7585
Endangered	33	38	285	281	318	319
Involuntary	5	5	27	34	32	39
Disability	9	9	557	556	566	565
Catastrophe	0	0	1	1	1	1
Other	163	160	1800	1776	1963	1936
Total	7825	7701	2696	2744	10521	10445

Table 14.3: Missing Persons Entered by Sex and Race

Race	Female	Male	Total
Asian	189	156	345
African American	1,979	2,095	4,074
Indian/Alaskan	614	404	1,018
White	2,183	2,364	4,547
Unknown	265	272	537
Total	5,230	5,291	10,521

¹Juvenile - Used to enter a person who is missing and un-emancipated as defined by the laws of his/her own state and does not meet any of the entry criteria in the other record types listed.

Endangered - Used to enter a person who is missing under circumstances indicating that his/her physical safety is in danger.

Involuntary - Used to enter a person who is missing under circumstances indicating that hte disappearance was not voluntary. Disability - Used to enter a person of proven physical or mental disability, thereby subjecting himself/herself or others to personal and immediate danger.

Catastrophe victim - Used to enter a person who is missing after a catastrophe or natural disaster, such as tornado or plane crash.

Chapter 15

COUNTY AND MUNICIPAL OFFENSE INFORMATION

County and municipal law enforcement offenses, clearances, percent cleared and crime rate for 2019 is available by county totals [xls](#), [pdf](#) and individual agencies [xls](#), [pdf](#). Data on offense trends is available by agency [xls](#). For statewide offenses, clearances, percent cleared and crime rate, see table 4.8.

Appendix A

GLOSSARY OF TERMS

ADULT - For Minnesota Uniform Crime Report purposes, a person 18 years of age or older.

ARREST RATE - The number of arrests reported for Part I and Part II offenses for each unit of population, generally per 100,000 persons. Arrest rates are computed in the same manner as crime rates.

CLEARANCE RATE - The clearances reported for the year divided by the offenses reported for the year. Clearances that an agency reports in the calendar year may pertain to offenses that occurred in previous years. Therefore an agency could have more clearances than offenses for the year.

CLEARED BY ARREST - An offense is cleared by arrest, or solved for crime reporting purposes, when at least one person is (1) arrested, or (2) charged with the commission of the offense, and (3) turned over to the court for prosecution (whether following arrest, court summons, or police notice). Although it makes no physical arrest, an agency can claim an offense is cleared by arrest when the offender is a person under 18 years of age and is cited to appear in juvenile court or before other juvenile authorities.

COUNTY - Subdivisions of state, each with its own government which includes a sheriff's department.

CRIME FACTORS - Conditions which affect the amount and type of crime that occurs in a geographical area.

CRIME INDEX - The total number of ten major offenses used to measure the extent, fluctuation and distribution of a crime in a given geographical area. Crime classifications used in the index are: Murder, Forcible Rape, Robbery, Aggravated Assault, Human Trafficking – Commercial Sex Acts, Human Trafficking – Involuntary Servitude, Burglary, Larceny, Motor Vehicle Theft, and Arson. Each of these offenses is referred to as an “Index Offense”.

CRIME RATE - The number of index offenses reported for each unit of population, generally per 100,000 persons. Crime rates are computed for communities with varying populations by dividing the number of Index Crimes by the population and multiplying the answer by 100,000. (Example: 500 Index Offenses divided by 10,000 population times 100,000 = 5,000 Crime Rate).

EXCEPTIONAL CLEARANCE - In certain situations, law enforcement is not able to follow the three steps outlined under “Cleared by Arrest” to clear offenses known to them. Often they have exhausted all leads to clear a case. If agencies can answer all of the following questions in the affirmative, they can clear the offense exceptionally for the purpose of reporting to UCR.

1. Has the investigation definitely established the identity of the offender?
2. Is there enough information to support an arrest, charge, and turning over to the court for prosecution?
3. Is the exact location of the offender known so that the subject could be taken into custody now?
4. Is there some reason outside law enforcement control that precludes arresting, charging, and prosecuting the offender?

JUVENILE - For Minnesota Uniform Crime Report purposes, a person under the age of 18.

PART I OFFENSES - One of two main categories of crime used for crime reporting purposes. Part I offenses are by their nature more serious and/or occur frequently. The monthly tabulation of Part I offenses provides a count of “offenses known”.

PART II OFFENSES – One of two main categories of crime classes used for crime reporting purposes. Part II offenses are generally less serious in nature. Monthly tabulations of Part II offenses are included in Minnesota’s crime book.

POPULATION FIGURES - To compile the population estimates, the FBI UCR Program obtained city/town and county decennial population counts for the past five years population estimates from the U.S. Census Bureau. The UCR staff computed individual rates of growth from one year to the next for every city/town and county. Each agency’s rates of growth were averaged; that average was then applied and added to last year’s census population figure to derive the current population estimates.

PROPERTY CRIME - Consists of Burglary, Larceny, Motor Vehicle Theft, and Arson.

VIOLENT CRIME - Consists of Murder, Rape, Robbery, Aggravated Assault, Human Trafficking – Commercial Sex Acts and Human Trafficking – Involuntary Servitude.